IMPROVEMENTS ACAA BUILDING
GENERAL SERVICES SAN JUAN

255-273 AVENIDA DE LA CONSTITUCION
SAN JUAN, PUERTO RICO

ISSUED FOR BID



3D RENDER

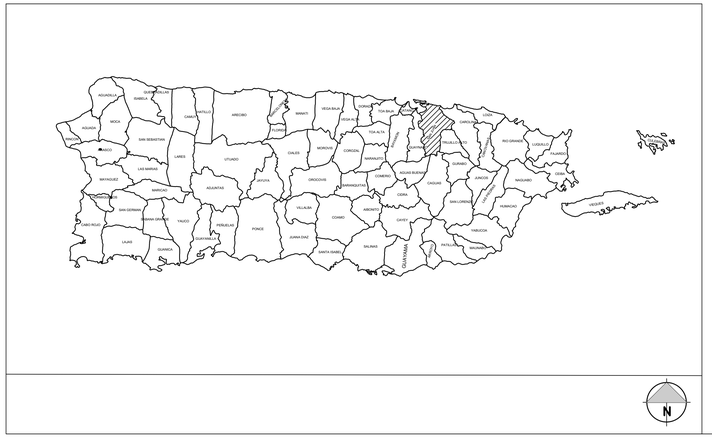

LOCATION MAP

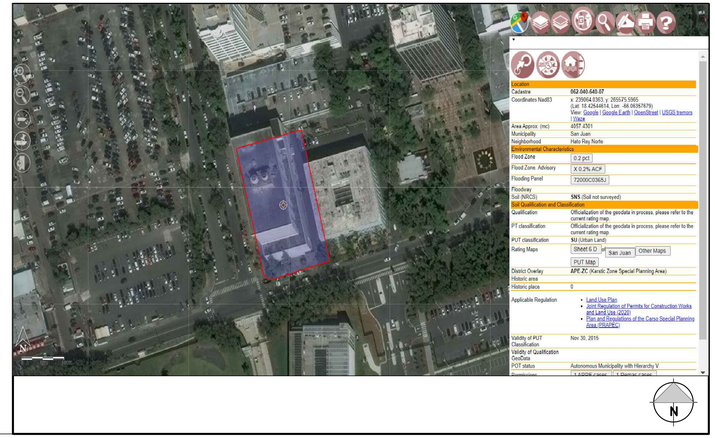

LOCATION PLAN

DRAWING INDEX

DWG. NO. TITLE

T-1.0 TITLE SHEET, INDEX OF DWGS
G-1.0 GENERAL NOTES

EXISTING CONDITIONS
EC-100 EXISTING CONDITION FLOOR PLAN
EC-101 EXISTING CONDITION REFLECTED CEILING PLAN

DEMOLITION
DM-100 DEMOLITION FLOOR PLAN
DM-101 DEMOLITION REFLECTED CEILING PLAN

ARCHITECTURAL PLANS
A-100 PROPOSED FLOOR PLAN
A-101 PROPOSED REFLECTED CEILING PLAN
A-102 PROPOSED FURNITURE LAYOUT PLAN

SECTIONS
A-200 PROPOSED SECTIONS

ENLARGED DETAILS
A-400 RAMP DETAILS
A-401 WALL DETAILS
A-402 CEILING DETAILS
A-403 MILWORK DETAILS
A-404 DOOR & WINDOW DETAILS

SCHEDULE
A-500 PROJECT SCHEDULES

STRUCTURAL
S-100 PROPOSED STRUCTURAL IMPROVEMENTS PLAN GENERAL NOTES, SECTIONS AND DETAILS
S-200 GENERAL NOTES, TYPICAL SECTIONS AND DETAILS

MECHANICAL
VAC-1.0 PROPOSED RCP PLAN VAC LAYOUT
VAC-2.0 VAC NOTES, SCHEDULES AND DETAILS

ELECTRICAL
EO-01 ELECTRICAL NOTES & LEGENDS
EO-02 ELECTRICAL DETAILS
ED-01 PROPOSED ELECTRICAL DEMOLITION PLAN
E1-01 PROPOSED ELECTRICAL FLOOR PLAN
ED-01 ELECTRICAL SCHEDULES
T1-01 PROPOSED TELECOMM FLOOR PLAN

ABACUS
ARCHITECTURE PSC
CONSULTANT

PROJECT NAME

IMPROVEMENTS ACAA BUILDING
GENERAL SERVICES SAN JUAN
255-273 AVENIDA DE LA CONSTITUCION
SAN JUAN, PUERTO RICO

REVISIONS

No.	DESCRIPTION	DATE
1	ADDENDUM 1	05.25.26

PARTNER IN CHARGE	10
DESIGN CAPTAIN	11
JOB CAPTAIN	12
CHECKED BY	13
DRAWN BY	14

ISSUED FOR BID

DRAWING TITLE

TITLE, INDEX AND MAPS

SCALE	DRAWING No. T-1.0
PROJECT No.	
DATE	SHEET No.

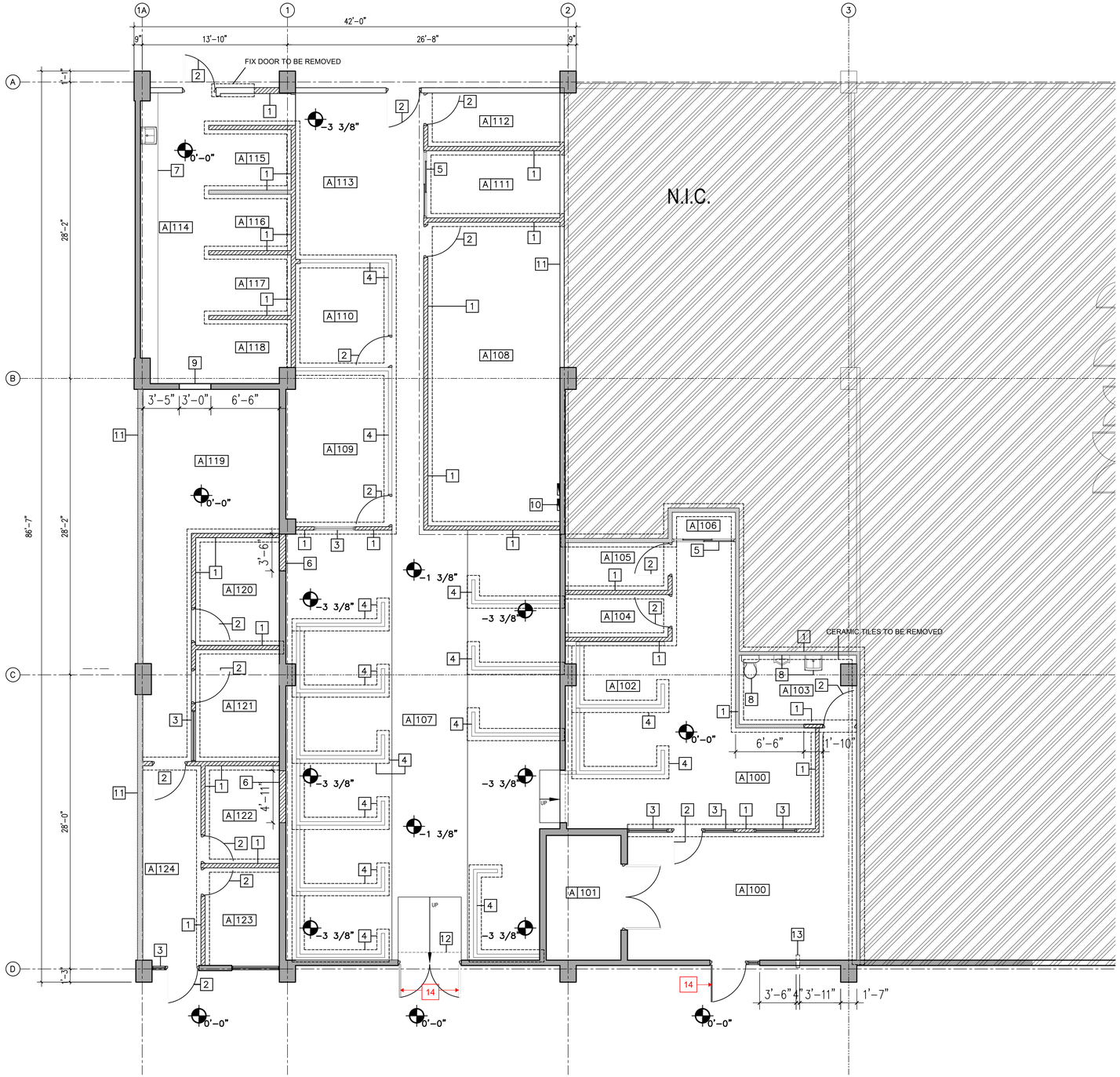

DEMOLITION FLOOR PLAN

SCALE: 3/16" = 1'-0"

LEGEND:

1. GYPSUM WALL BOARD TO BE DEMOLISHED
2. DOOR TO BE REMOVED
3. WINDOW TO BE REMOVED
4. EXISTING MODULAR WALL PANEL TO BE REMOVED
5. EXISTING SLIDING DOOR TO BE REMOVED
6. EXISTING CONCRETE WALL TO BE DEMOLISHED @ 7'-0" HIGH
7. EXISTING KITCHEN COUNTER TOP AND SINK TO BE REMOVED
8. EXISTING BATHROOM FIXTURES TO BE REMOVED
9. EXISTING OPENING TO BE FILLED WITH GYPSUM WALL BOARD
10. EXISTING ELECTRICAL PANEL BOARD TO REMOVED
11. EXISTING GYPSUM WALL BOARD TO REMAIN
12. EXISTING ROLLUP DOOR TO REMAIN
13. 4" HOLE TO BE DEMOLISH FOR NEW 4" WALL VENT CAP PER MECH DWG
14. EXISTING DOOR TO BE REMOVED & REPLACED

AREA TO BE DEMOLISHED

EXISTING WALL TO BE DEMOLISHED

DEMOLITION NOTES:

1. THE CONTRACTOR, BEFORE THE START OF THE WORK, VERIFY ALL DIMENSIONS AND CONDITIONS EXISTING AT THE PROJECT SITE AND NOTIFY TO THE ARCHITECT OF ANY DISCREPANCY BETWEEN THE EXISTING CONDITIONS AND THE DOCUMENTS OF THE CONTRACT THAT COULD AFFECT THE PROGRAM AND/OR THE ADEQUATE PERFORMANCE OF DEMOLITION WORK AND CONSTRUCTION.

2. THE CONTRACTOR SHALL DISPOSE OF ALL EXISTING DEBRIS AND WASTE MATERIALS FROM OFF-SITE DEMOLITION WORK AS INSTRUCTED BY THE OWNER.

3. THE CONTRACTOR SHALL BE LIABLE FOR ANY DAMAGE CAUSED TO THE OWNER'S PROPERTY OR OTHER AREAS REMAINING DURING THE DEMOLITION AND CONSTRUCTION PHASES. DAMAGED ITEMS WILL BE RESTORED TO THEIR ORIGINAL CONDITION AT THE CONTRACTOR'S EXPENSE.

4. DEMOLITION AND REMOVAL SHALL BE CARRIED OUT IN AN ORGANISED MANNER AND THE RELEASE OF DUST AND DEBRIS INTO THE AIR SHALL BE AVOIDED.

5. THE CONTRACTOR SHALL SCHEDULE AND COORDINATE WITH THE OWNER ALL WORK TO BE PERFORMED IN THE AREAS IN CURRENT USE, SO AS NOT TO INTERFERE WITH NORMAL DAILY OPERATIONS.

6. ALL DEMOLITION WORK SHOWN IS THOUGHT TO BE NON- STRUCTURAL

7. DEMOLITION THGT IS SEEN AS STRUCTURAL TO BE REVIEWED/ VERIFIED W/ARCHITECT PRIOR TO IT'S REMOVAL

8. AREA TO RECEIVE NEW FLOORING MUST BE LEVELED WITH CEMENTITIOUS LEVELING COMPOUND BEFORE NEW FLOORING INSTALLATION.

9. LEAD TO BE REMOVED. BY CONTRACTOR SHALL COORDINATE WITH CERTIFIED ENVIRONMENTAL ABATEMENT CONTRACTOR FOR THE REMOVAL AND DISPOSAL PROCEDURE.

ABACUS

ARCHITECTURE PSC

CONSULTANT

PROJECT NAME

IMPROVEMENTS ACAA BUILDING
GENERAL SERVICES SAN JUAN
255-273 AVENIDA DE LA CONSTITUCION
SAN JUAN, PUERTO RICO

REVISIONS

No.	DESCRIPTION	DATE
1	ADDENDUM 1	05.25.26

PARTNER IN CHARGE	10
DESIGN CAPTAIN	11
JOB CAPTAIN	12
CHECKED BY	13
DRAWN BY	14

ISSUED FOR BID

DRAWING TITLE

DEMOLITION
FLOOR PLAN

SCALE: AS NOTED	DRAWING No. DM-100
PROJECT No.	
DATE	SHEET No.

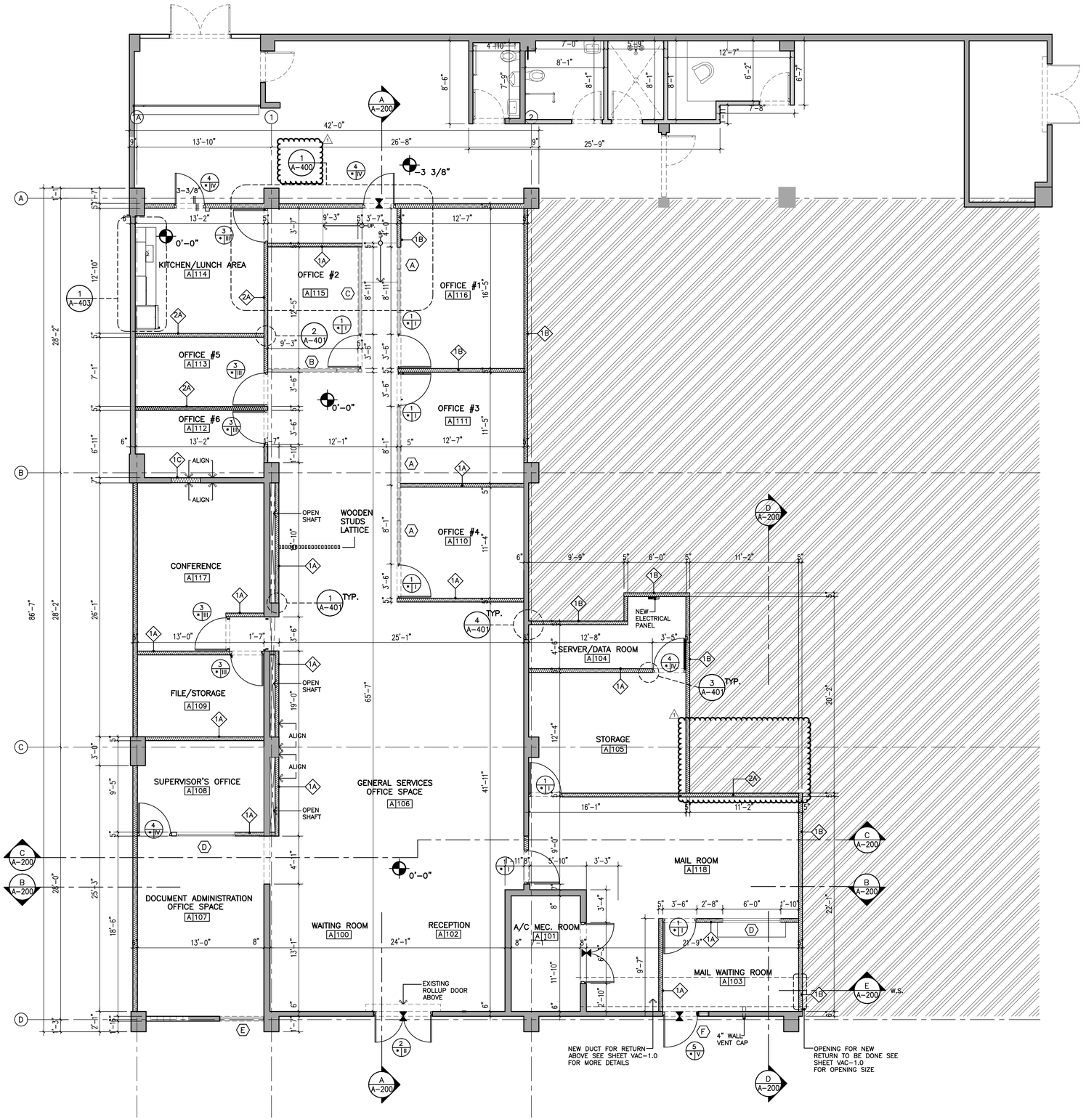

PROPOSED FLOOR PLAN

SCALE: 3/16" = 1'-0"

LEGEND:

- CONCRETE WALL
- GYPSUM BOARD WALL
- BLOCK WALL
- 1A — WALL TYPE

NOTES:

1. THE CONTRACTOR, BEFORE THE START OF THE WORK, VERIFY ALL DIMENSIONS AND CONDITIONS AND LOCATION OF EXISTING ELECTRICAL AND MECHANICAL INSTALLATION AT THE PROJECT SITE AND NOTIFY TO THE ARCHITECT OF ANY DISCREPANCY BETWEEN THE EXISTING CONDITIONS AND THE DOCUMENTS OF THE CONTRACT THAT COULD AFFECT THE PROGRAM AND/OR THE ADEQUATE PERFORMANCE OF DEMOLITION WORK AND CONSTRUCTION.
2. THE CONTRACTOR SHALL DISPOSE OF ALL EXISTING DEBRIS AND WASTE MATERIALS FROM OFF-SITE DEMOLITION WORK AS INSTRUCTED BY THE OWNER.
3. THE CONTRACTOR SHALL BE LIABLE FOR ANY DAMAGE CAUSED TO THE OWNER'S PROPERTY OR OTHER AREAS REMAINING DURING THE DEMOLITION AND CONSTRUCTION PHASES. DAMAGED ITEMS WILL BE RESTORED TO THEIR ORIGINAL CONDITION AT THE CONTRACTOR'S EXPENSE.
4. DEMOLITION AND REMOVAL SHALL BE CARRIED OUT IN AN ORGANIZED MANNER AND THE RELEASE OF DUST AND DEBRIS INTO THE AIR SHALL BE AVOIDED.
5. THE CONTRACTOR SHALL SCHEDULE AND COORDINATE WITH THE OWNER ALL WORK TO BE PERFORMED IN THE AREAS IN CURRENT USE, SO AS NOT TO INTERFERE WITH NORMAL DAILY OPERATIONS.

REGIONAL SAN JUAN FIRST FLOOR ROOM SCHEDULE	
ROOMS	PROGRAM
A-100	WAITING ROOM
A-101	A/C MECHANICAL ROOM
A-102	RECEPTION
A-103	MAIL WAITING ROOM
A-104	SERVER DATA ROOM
A-105	STORAGE
A-106	GENERAL SERVICE OPEN OFFICE SPACE
A-107	DOCUMENT ADMINISTRATION
A-108	SUPERVISOR'S OFFICE
A-109	FILE/STORAGE
A-110	OFFICE #4
A-111	OFFICE #3
A-112	OFFICE #6
A-113	OFFICE #5
A-114	KITCHEN/LUNCH AREA
A-115	OFFICE #2
A-116	OFFICE #1
A-117	CONFERENCE
A-118	MAIL ROOM

ABACUS

ARCHITECTURE PSC

CONSULTANT

PROJECT NAME

IMPROVEMENTS ACAA BUILDING
GENERAL SERVICES SAN JUAN
255-273 AVENIDA DE LA CONSTITUCION
SAN JUAN, PUERTO RICO

REVISIONS

No.	DESCRIPTION	DATE
1	ADDENDUM 1	05.25.26

PARTNER IN CHARGE	10
DESIGN CAPTAIN	11
JOB CAPTAIN	12
CHECKED BY	13
DRAWN BY	14

ISSUED FOR BID

DRAWING TITLE

PROPOSED FLOOR PLAN

SCALE	DRAWING No.
AS NOTED	A-100
PROJECT No.	
DATE	SHEET No.

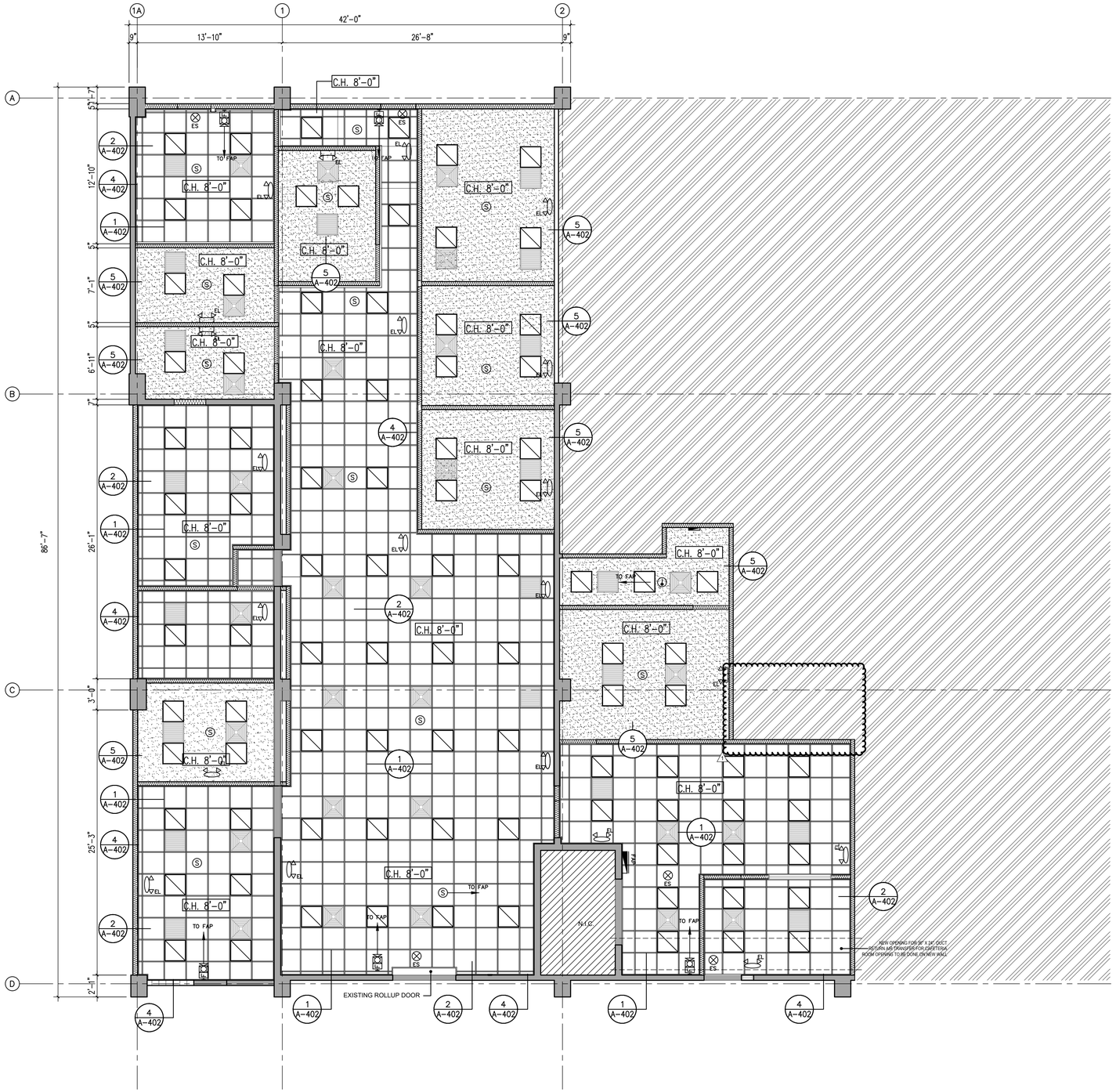

PROPOSED REFLECTED CEILING PLAN

SCALE: 3/16" = 1'-0"

LEGEND:

- 2'-0" X 2'-0" RECESSED FLUORESCENT LIGHT FIXTURE. SEE LIGHTING SCHEDULE
- C.H. X'-X" — CEILING HEIGHT ABOVE FINISHED FLOOR
- GYPSUM BOARD CEILING
- N.I.C.
- NEW GYPSUM BOARD WALL
- 2'-0" X 2'-0" ACOUSTICAL CEILING TILE SEE FINISH SCHEDULE.
- A/C SUPPLY DIFFUSER REFER TO MECH. DWGS.
- A/C RETURN DIFFUSER REFER TO MECH. DWGS.
- S — SMOKE DETECTOR COMPATIBLE WITH HONEYWELL
- EMERGENCY LIGHTING CEILING FIXTURE. IDENTIFICATION NUMBER AS INDICATED IN LUMINAIRE SCHEDULE
- FIRE ALARM HORN AND STROBE COMPATIBLE WITH HONEYWELL @ 80" A.F.F. OR 6" BELOW CEILING WHICHEVER
- FAP — FIRE ALARM REMOTE PANEL , COMPATIBLE WITH EXISTING HONEYWELL MAIN F/A PANEL, COORDINATE WITH BUILDING OWNER @ 5'-0" A.F.F.
- FIRE ALARM HEAT DETECTOR COMPATIBLE WITH HONEYWELL
- EMERGENCY LIGHTING WALL FIXTURE. IDENTIFICATION NUMBER AS INDICATED IN LUMINAIRE SCHEDULE
- INTERLOCK EXHAUST FAN WITH LIGHTING FIXTURE

NOTES:

1. THE CONTRACTOR, BEFORE THE START OF THE WORK, VERIFY ALL DIMENSIONS AND CONDITIONS AND LOCATION OF EXISTING ELECTRICAL AND MECHANICAL INSTALLATION AT THE PROJECT SITE AND NOTIFY TO THE ARCHITECT OF ANY DISCREPANCY BETWEEN THE EXISTING CONDITIONS AND THE DOCUMENTS OF THE CONTRACT THAT COULD AFFECT THE PROGRAM AND/OR THE ADEQUATE PERFORMANCE OF DEMOLITION WORK AND CONSTRUCTION.

2. THE CONTRACTOR SHALL DISPOSE OF ALL EXISTING DEBRIS AND WASTE MATERIALS FROM OFF-SITE DEMOLITION WORK AS INSTRUCTED BY THE OWNER.

3. THE CONTRACTOR SHALL BE LIABLE FOR ANY DAMAGE CAUSED TO THE OWNER'S PROPERTY OR OTHER AREAS REMAINING DURING THE DEMOLITION AND CONSTRUCTION PHASES. DAMAGED ITEMS WILL BE RESTORED TO THEIR ORIGINAL CONDITION AT THE CONTRACTOR'S EXPENSE.

4. DEMOLITION AND REMOVAL SHALL BE CARRIED OUT IN AN ORGANIZED MANNER AND THE RELEASE OF DUST AND DEBRIS INTO THE AIR SHALL BE AVOIDED.

5. THE CONTRACTOR SHALL SCHEDULE AND COORDINATE WITH THE OWNER ALL WORK TO BE PERFORMED IN THE AREAS IN CURRENT USE, SO AS NOT TO INTERFERE WITH NORMAL DAILY OPERATIONS.

ABACUS

ARCHITECTURE PSC

CONSULTANT

PROJECT NAME

IMPROVEMENTS ACAA BUILDING
GENERAL SERVICES SAN JUAN
255-273 AVENIDA DE LA CONSTITUCION
SAN JUAN, PUERTO RICO

REVISIONS

No.	DESCRIPTION	DATE
1	ADDENDUM 1	05.25.26

PARTNER IN CHARGE	10
DESIGN CAPTAIN	11
JOB CAPTAIN	12
CHECKED BY	13
DRAWN BY	14

ISSUED FOR BID

DRAWING TITLE

PROPOSED RCP PLAN

SCALE: AS NOTED	DRAWING No.: A–101
PROJECT No.	
DATE	SHEET No.

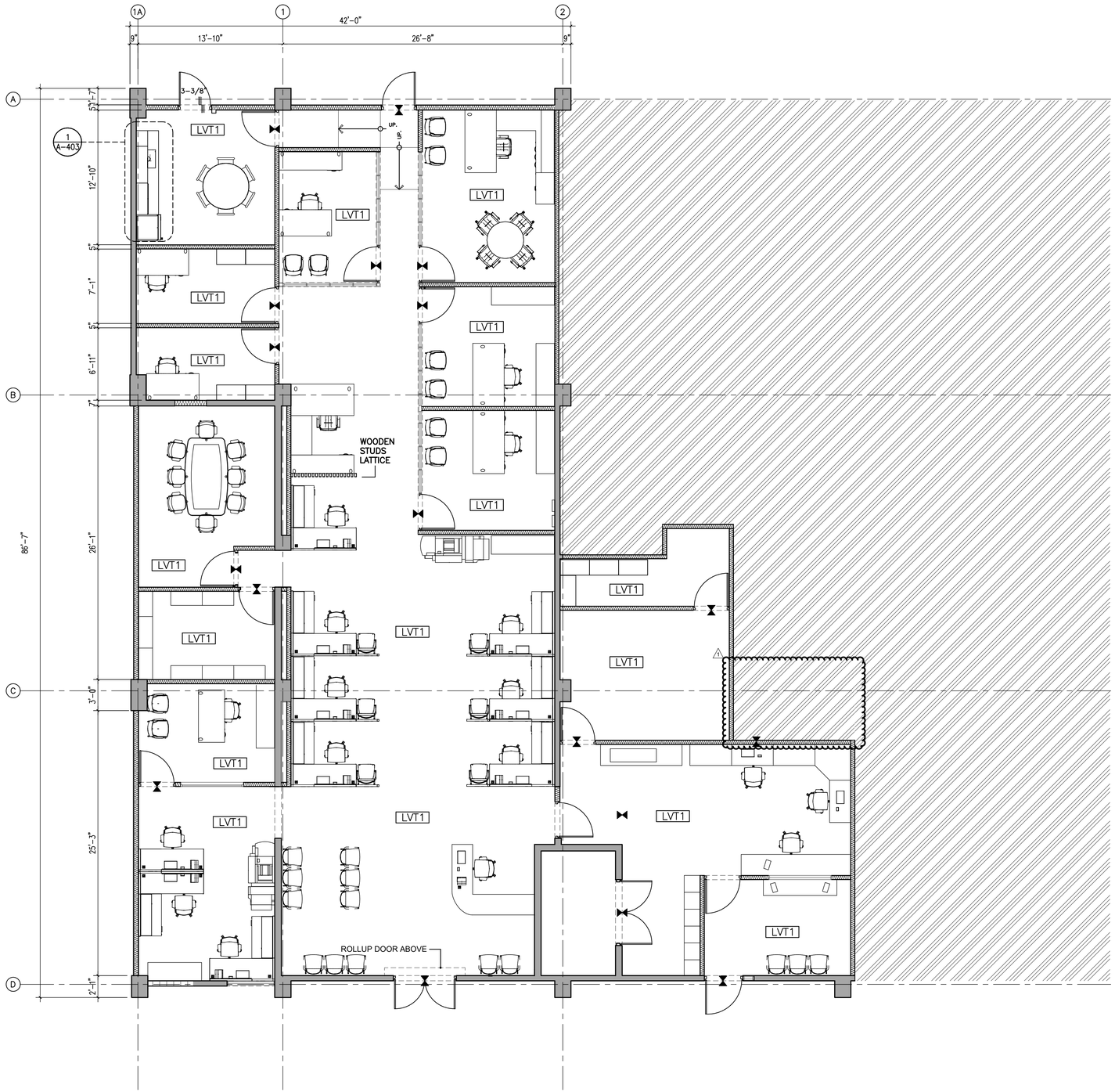

PROPOSED FURNITURE LAYOUT PLAN

SCALE: 3/16" = 1'-0"

NOTES:

1. GC SHALL COORDINATE WITH CLIENT FOR NEW FURNITURE BUYOUT AND INSTALLATION.

FINISH NOTES:

TRANSITION STRIPS WERE OCCURS:

800 IMPERIAL REDUCER 1/4" BY MANNINGTON COMMERCIAL

1-1/4" TRANSITION REDUCER. FOR GLUE DOWN CARPET;1/4" UNDERCUT.

CAN BE TRIMMED TO BUTT TO RESILIENT TILE

930 SNAP-DRAGON T BY MANNINGTON COMMERCIAL

SNAP-IN T MOLDING. JOINS 1/4" OR 5/16 MATERIAL ON EACH SIDE. USE METAL TRACK ONLY."

PINLESS METAL TRACK BY MANNINGTON COMMERCIAL

DESIGNED TO INSTALL T MOLDINGS 360, 365, 930, 935 AND 940. ALUMINUM.

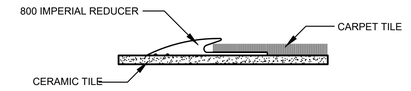

DETAIL MKD. CARPET TO CERAMIC TILE

SCALE: N.T.S.

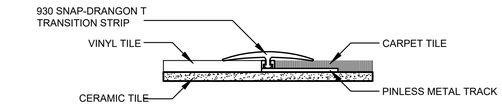

DETAIL MKD. VINYL TO CARPET TILE

SCALE: N.T.S.

NOTES:

1. THE CONTRACTOR, BEFORE THE START OF THE WORK, VERIFY ALL DIMENSIONS AND CONDITIONS AND LOCATION OF EXISTING ELECTRICAL AND MECHANICAL INSTALLATION AT THE PROJECT SITE AND NOTIFY TO THE ARCHITECT OF ANY DISCREPANCY BETWEEN THE EXISTING CONDITIONS AND THE DOCUMENTS OF THE CONTRACT THAT COULD AFFECT THE PROGRAM AND/OR THE ADEQUATE PERFORMANCE OF DEMOLITION WORK AND CONSTRUCTION.

2. THE CONTRACTOR SHALL DISPOSE OF ALL EXISTING DEBRIS AND WASTE MATERIALS FROM OFF-SITE DEMOLITION WORK AS INSTRUCTED BY THE OWNER.

3. THE CONTRACTOR SHALL BE LIABLE FOR ANY DAMAGE CAUSED TO THE OWNER'S PROPERTY OR OTHER AREAS REMAINING DURING THE DEMOLITION AND CONSTRUCTION PHASES. DAMAGED ITEMS WILL BE RESTORED TO THEIR ORIGINAL CONDITION AT THE CONTRACTOR'S EXPENSE.

4. DEMOLITION AND REMOVAL SHALL BE CARRIED OUT IN AN ORGANIZED MANNER AND THE RELEASE OF DUST AND DEBRIS INTO THE AIR SHALL BE AVOIDED.

5. THE CONTRACTOR SHALL SCHEDULE AND COORDINATE WITH THE OWNER ALL WORK TO BE PERFORMED IN THE AREAS IN CURRENT USE, SO AS NOT TO INTERFERE WITH NORMAL DAILY OPERATIONS.

ABACUS

ARCHITECTURE PSC

CONSULTANT

PROJECT NAME

IMPROVEMENTS ACAA BUILDING
GENERAL SERVICES SAN JUAN
255-273 AVENIDA DE LA CONSTITUCION
SAN JUAN, PUERTO RICO

REVISIONS

No.	DESCRIPTION	DATE
1	ADDENDUM 1	05.25.26

PARTNER IN CHARGE	10
DESIGN CAPTAIN	11
JOB CAPTAIN	12
CHECKED BY	13
DRAWN BY	14

ISSUED FOR BID

DRAWING TITLE

PROPOSED FURNITURE LAYOUT PLAN

SCALE: AS NOTED	DRAWING No.: A-102
PROJECT No.	
DATE	SHEET No.

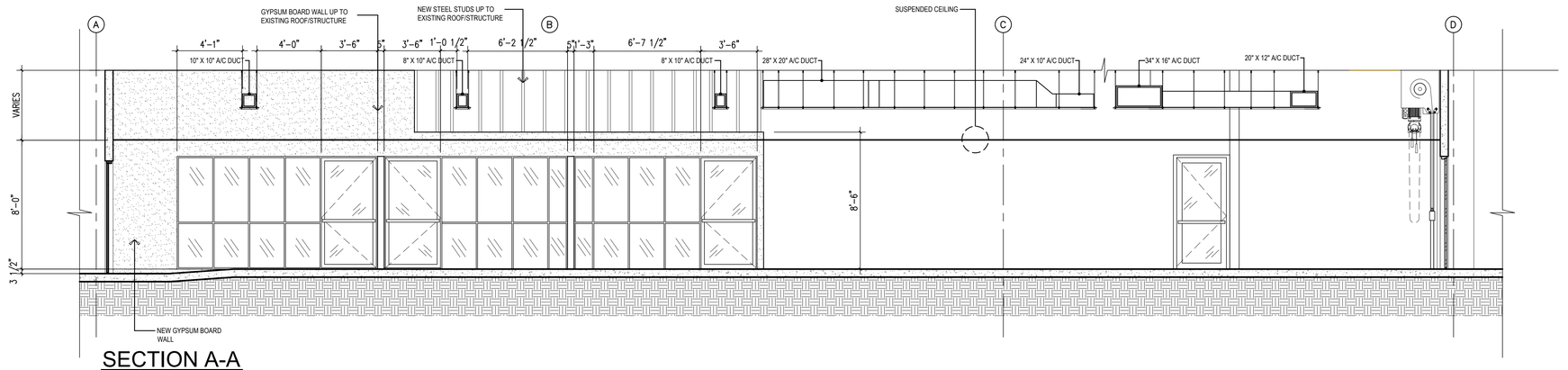

SECTION A-A
SCALE: 1/4" = 1'-0"

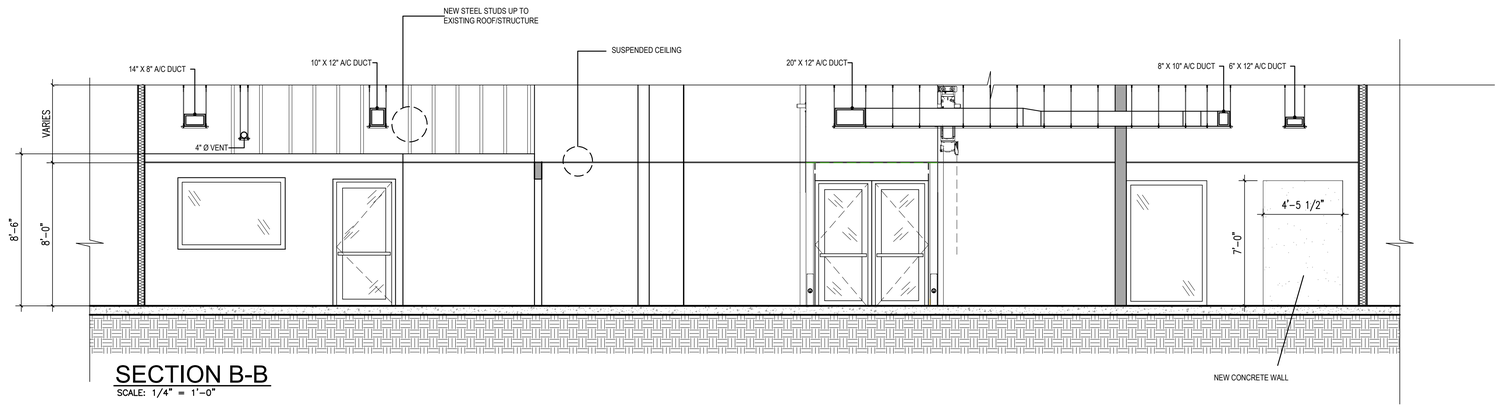

SECTION B-B
SCALE: 1/4" = 1'-0"

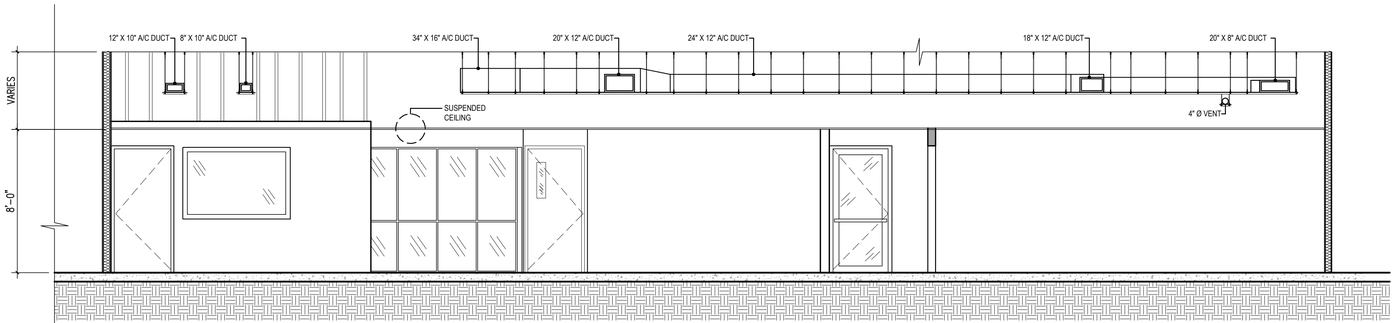

SECTION C-C
SCALE: 1/4" = 1'-0"

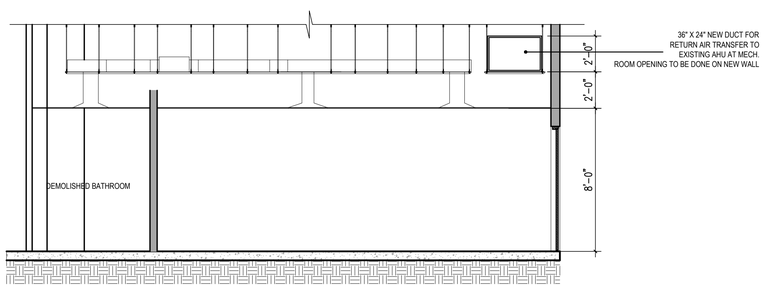

SECTION D-D
SCALE: 1/4" = 1'-0"

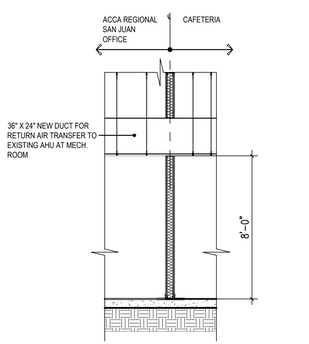

W.S. E A-200 **WALL SECTION E**
SCALE: 1/4" = 1'-0"

ABACUS

ARCHITECTURE PSC
CONSULTANT

PROJECT NAME

IMPROVEMENTS ACAA BUILDING
GENERAL SERVICES SAN JUAN
255-273 AVENIDA DE LA CONSTITUCION
SAN JUAN, PUERTO RICO

REVISIONS

No.	DESCRIPTION	DATE
1	ADDENDUM 1	05.25.26

PARTNER IN CHARGE	10
DESIGN CAPTAIN	11
JOB CAPTAIN	12
CHECKED BY	13
DRAWN BY	14

ISSUED FOR BID

DRAWING TITLE
PROPOSED SECTIONS

SCALE: AS NOTED	DRAWING No.: A-200
PROJECT No.	
DATE	SHEET No.

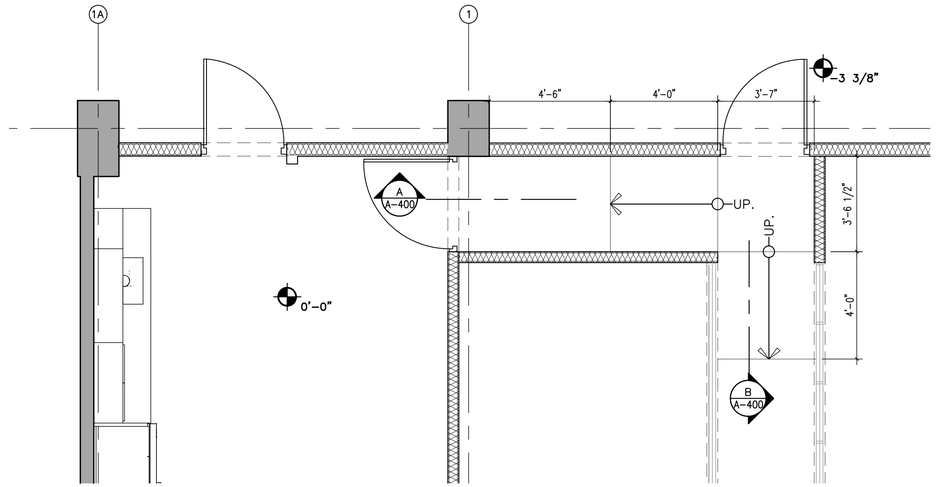

RAMP DETAIL
SCALE: 3/8" = 1'-0"

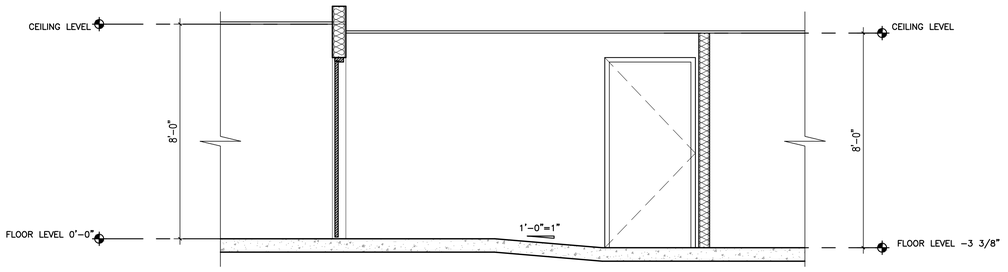

RAMP SECTION-A
SCALE: 3/8" = 1'-0"

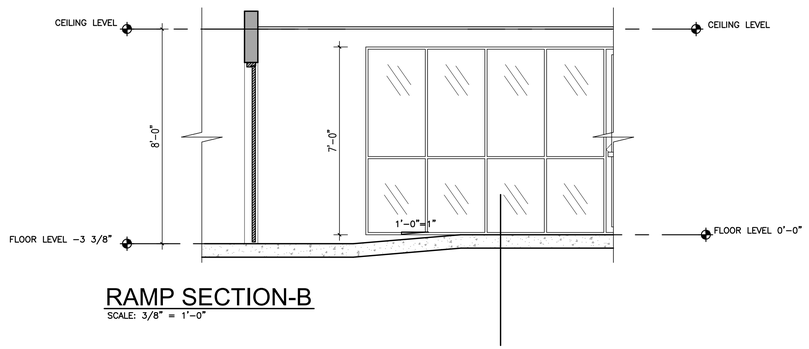

RAMP SECTION-B
SCALE: 3/8" = 1'-0"

ABACUS

ARCHITECTURE PSC
CONSULTANT

PROJECT NAME

IMPROVEMENTS ACAA BUILDING
GENERAL SERVICES SAN JUAN
255-273 AVENIDA DE LA CONSTITUCION
SAN JUAN, PUERTO RICO

REVISIONS

No.	DESCRIPTION	DATE
1	ADDENDUM 1	05.25.26

PARTNER IN CHARGE	10
DESIGN CAPTAIN	11
JOB CAPTAIN	12
CHECKED BY	13
DRAWN BY	14

ISSUED FOR BID

DRAWING TITLE
RAMP DETAILS

SCALE: AS NOTED	DRAWING No.: A-400 (1)
PROJECT No.	
DATE	SHEET No.

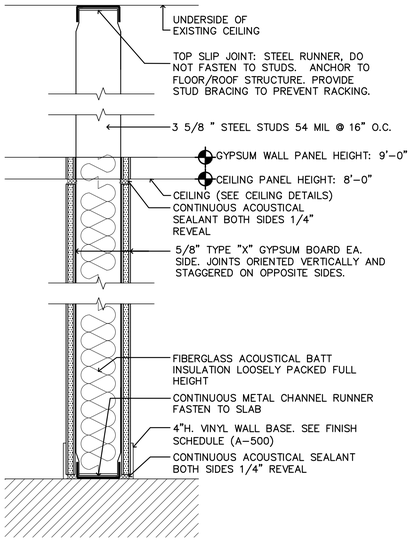

1A PARTITION WALL DETAIL
SCALE: N.T.S.

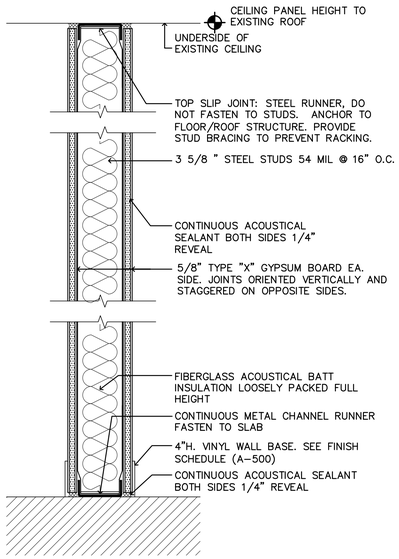

1B PARTITION WALL DETAIL
SCALE: N.T.S.

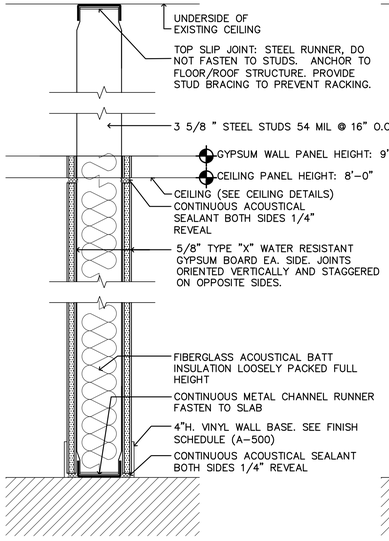

2A PARTITION WALL DETAIL
SCALE: N.T.S.

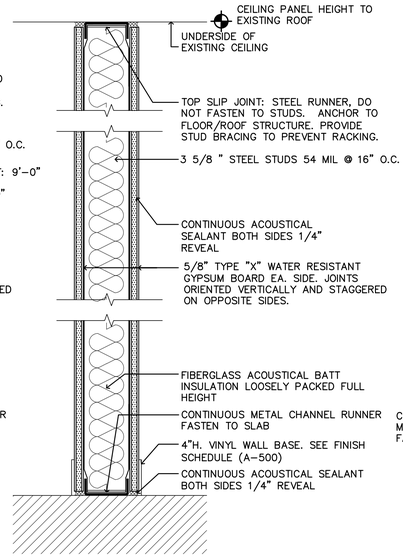

2B PARTITION WALL DETAIL
SCALE: N.T.S.

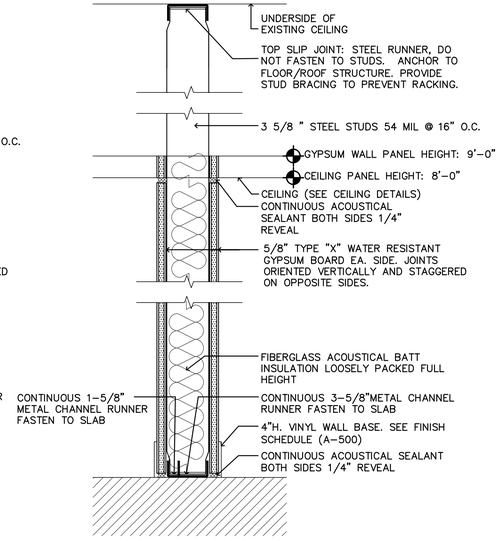

2C PARTITION WALL DETAIL
SCALE: N.T.S.

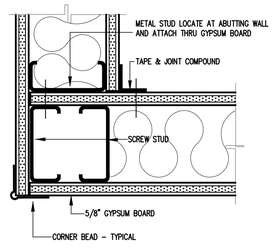

TYP. 1 A-401 PARTITION END DETAIL
SCALE: 3" = 1'-0"

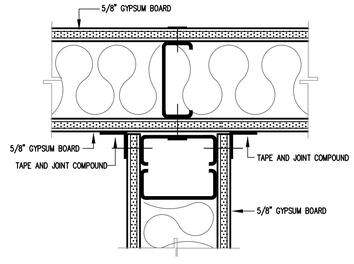

TYP. 2 A-401 PARTITION INTERSECTION DETAIL
SCALE: 3" = 1'-0"

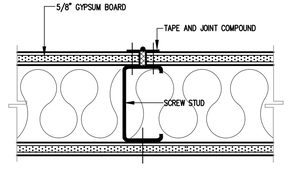

TYP. 3 A-401 BUTT JOINT DETAIL
SCALE: 3" = 1'-0"

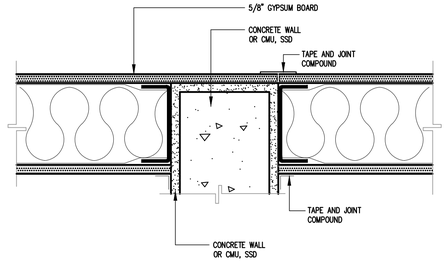

TYP. 4 A-401 CONNECTION CONC. WALL/GYPSUM
SCALE: 3" = 1'-0"

NOTES:

1. GYPSUM BOARD WALL & CEILINGS FURRING WITH ACOUSTIC TREATMENT (SOUND INSULATION AS PER SPECIFICATION MANUAL)

2. ALL GYPSUM BOARD PANEL SHOULD BE FIRE RATED AS PER SPECIFICATION MANUAL.

3. APPLY PRIMER AND PAINT FINISH. THE COLOR TO BE DETERMINE BY OWNER.

4. WOOD BLOCKING REINFORCEMENT WHEN NEEDED FOR DOOR AND WINDOWS AND OTHERS.

ABACUS

ARCHITECTURE PSC
CONSULTANT

PROJECT NAME

IMPROVEMENTS ACAA BUILDING
GENERAL SERVICES SAN JUAN
255-273 AVENIDA DE LA CONSTITUCION
SAN JUAN, PUERTO RICO

REVISIONS

No.	DESCRIPTION	DATE
1	ADDENDUM 1	05.25.26

PARTNER IN CHARGE	10
DESIGN CAPTAIN	11
JOB CAPTAIN	12
CHECKED BY	13
DRAWN BY	14

ISSUED FOR BID

DRAWING TITLE
WALL DETAILS

SCALE: AS NOTED	DRAWING No. A-401 1
PROJECT No.	
DATE	SHEET No.

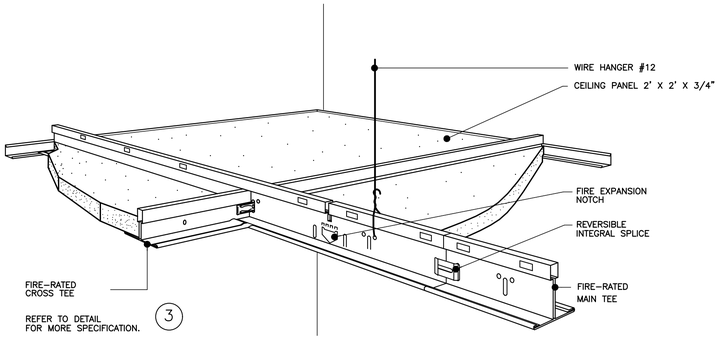

ACOUSTICAL HUNG CEILING DET.
N.T.S. — 1 / A-402

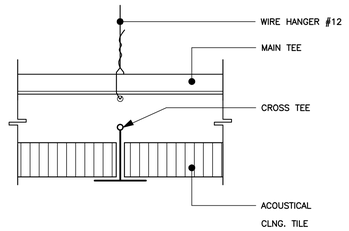

DETAIL MKD
N.T.S. — 2 / A-402

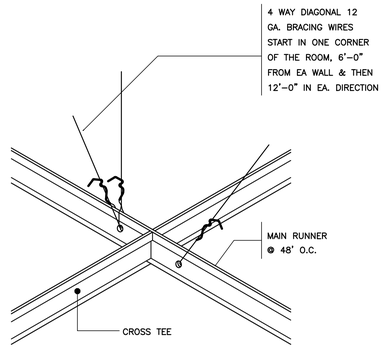

DETAIL MKD
N.T.S. — 3 / A-402

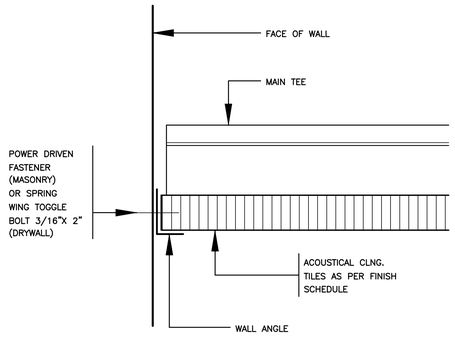

DETAIL MKD
N.T.S. — 4 / A-402

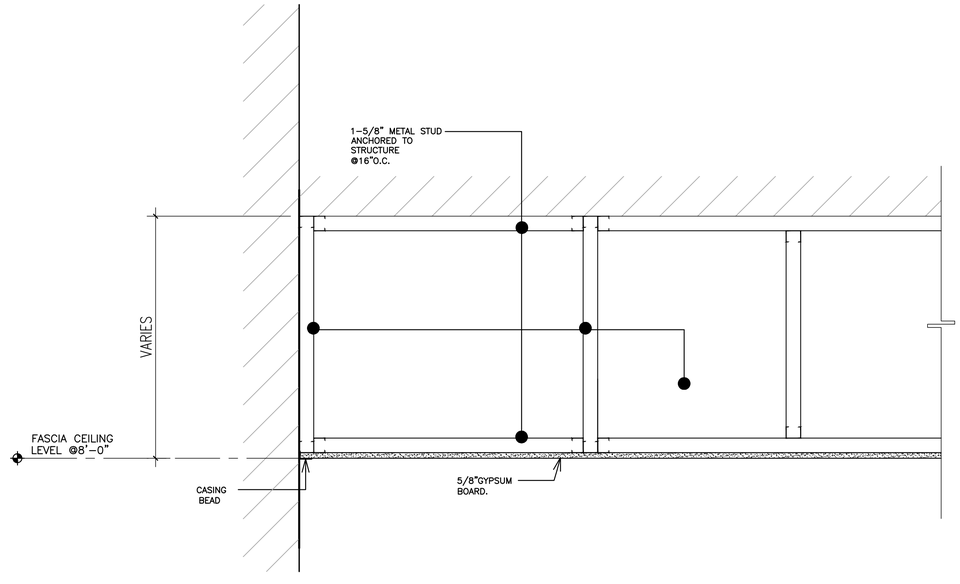

DETAIL
SCALE: 1-1/2" = 1'-0" — 5 / A-402

NOTES:

1. GYPSUM BOARD WALL & CEILINGS FURRING WITH ACOUSTIC TREATMENT (SOUND INSULATION AS PER SPECIFICATION MANUAL)

2. ALL GYPSUM BOARD PANEL SHOULD BE FIRE RATED AS PER SPECIFICATION MANUAL.

3. APPLY PRIMER AND PAINT FINISH. THE COLOR TO BE DETERMINE BY OWNER.

ABACUS
ARCHITECTURE PSC
CONSULTANT

PROJECT NAME

IMPROVEMENTS ACAA BUILDING
GENERAL SERVICES SAN JUAN
255-273 AVENIDA DE LA CONSTITUCION
SAN JUAN, PUERTO RICO

REVISIONS

No.	DESCRIPTION	DATE
1	ADDENDUM 1	05.25.26

PARTNER IN CHARGE	10
DESIGN CAPTAIN	11
JOB CAPTAIN	12
CHECKED BY	13
DRAWN BY	14

ISSUED FOR BID

DRAWING TITLE
CEILING DETAILS

SCALE: AS NOTED	DRAWING No.: A-402 (1)
PROJECT No.	
DATE	SHEET No.

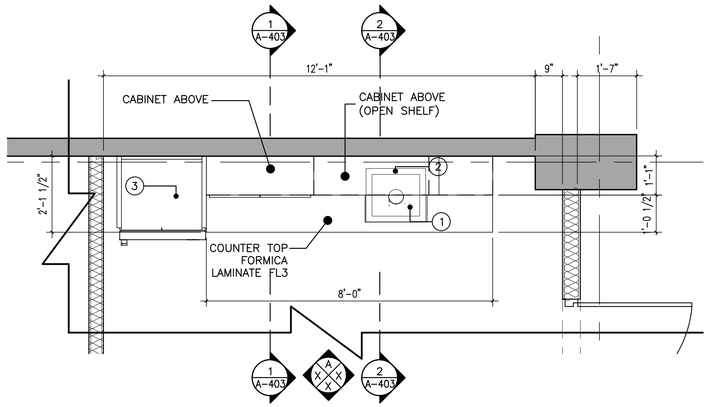

1 A-403 KITCHENETTE @ ROOM A-114
SCALE: 1/2" = 1'-0"

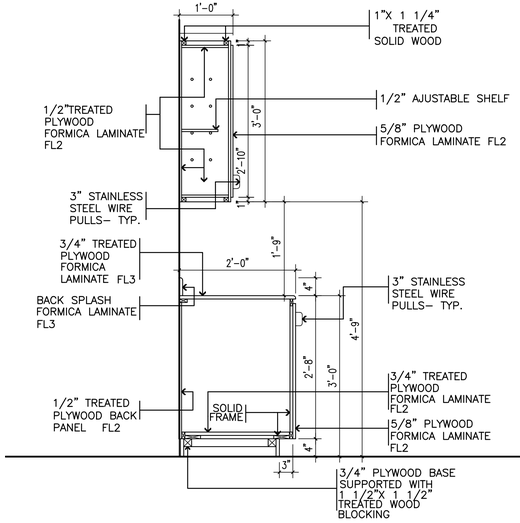

1 A-403 SECTION 1
SCALE: 3/4" = 1'-0"

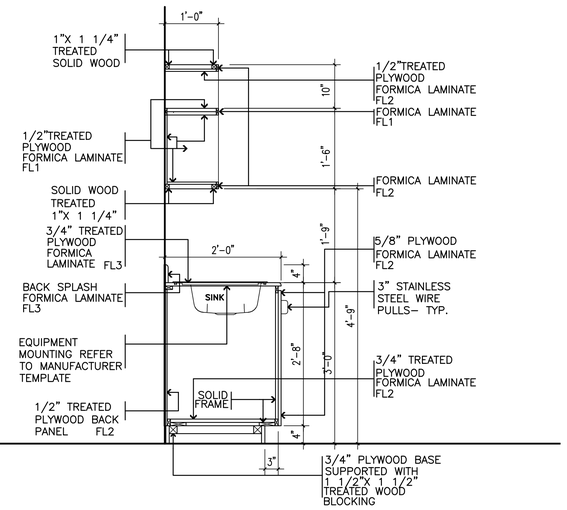

2 A-403 SECTION 2
SCALE: 3/4" = 1'-0"

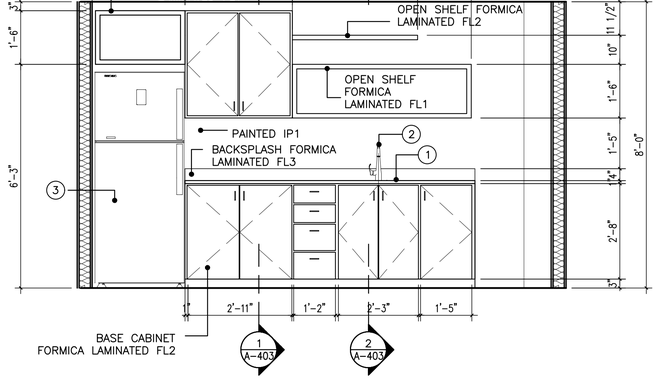

A A-403 KITCHEN ELEVATION
SCALE: 1/2" = 1'-0"

FINISHES:

FL1: FORMICA 8795 COLOR MATRIX BLUE SWATCH

FL2: FORMICA 927 FOLKSTONE SWATCH

FL3: FORMICA 961 FOG SWATCH

FL4: FORMICA 8862 LIVELY WALNUT

FL5: FORMICA 912 STORM SWATCH

EQUIPMENT AND ACCESORIES SCHEDULE

MARK	DESCRIPTION	MODEL
1	SINK	TO BE FURNISHED BY OWNER
2	SINK FAUCET	TO BE FURNISHED BY OWNER
3	REFRIGERATOR	TO BE FURNISHED BY OWNER
4	UNDER COUNTER REFRIGERATOR	TO BE FURNISHED BY OWNER

NOTES:

1. CONTRACTOR SHALL PREPARE SHOP DRAWINGS AND SAMPLES FOR APPROVAL

2. ALL CABINETRY SHALL BE CONSTRUCTED WITH $\frac{3}{4}$" PVC PANEL AND FINISH (ALL VISIBLE SURFACES) WITH PLASTIC LAMINATE, INCLUDING INTERIOR SURFACES OF CABINET AND SHELVES INCLUDING DRAWER INTERIOR UNLESS SOMETHING ELSE IS INDICATED. COLOR AS SPECIFIED.

ABACUS
ARCHITECTURE PSC
CONSULTANT

PROJECT NAME

IMPROVEMENTS ACAA BUILDING
GENERAL SERVICES SAN JUAN
255-273 AVENIDA DE LA CONSTITUCION
SAN JUAN, PUERTO RICO

REVISIONS

No.	DESCRIPTION	DATE
1	ADDENDUM 1	05.25.26

PARTNER IN CHARGE	10
DESIGN CAPTAIN	11
JOB CAPTAIN	12
CHECKED BY	13
DRAWN BY	14

ISSUED FOR BID

DRAWING TITLE
MILWORK DETAILS

SCALE: AS NOTED	DRAWING No.: A-403 (1)
PROJECT No.	
DATE	SHEET No.

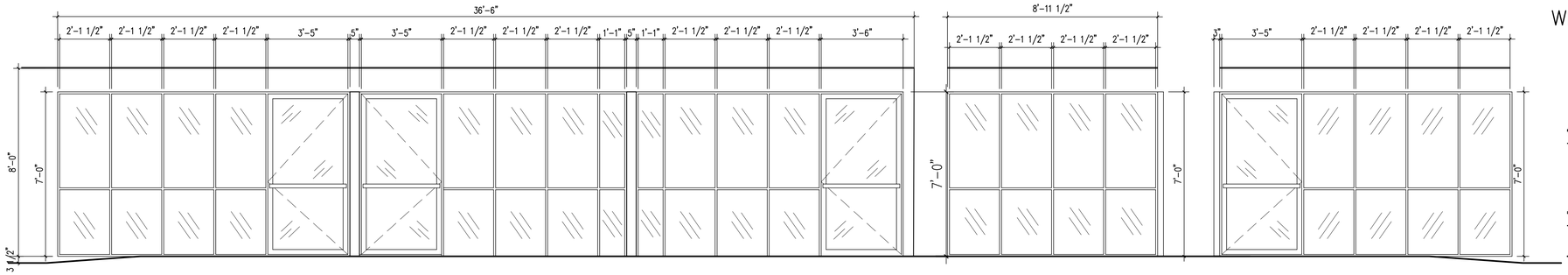

A

ALUMINUM & GLASS COMPLETE CURTAIN WALL SYSTEM
BY C.R. LAURENCE MODEL: SERIES 450 EQUAL TO OR SIMILAR.
NOTE: ALL DOORS TO HAVE DIMENSION OF 3'-6"

B

ALUMINUM & GLASS CURTAIN WALL SYSTEM
BY C.R. LAURENCE MODEL: SERIES 450 EQUAL TO OR SIMILAR.
NOTE: ALL DOORS TO HAVE DIMENSION OF 3'-6"

C

ALUMINUM & GLASS CURTAIN WALL SYSTEM
BY C.R. LAURENCE MODEL: SERIES 450 EQUAL TO OR SIMILAR.
NOTE: ALL DOORS TO HAVE DIMENSION OF 3'-6"

WINDOWS

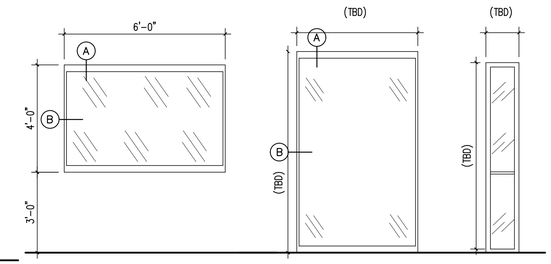

D

UNIVERSAL PICTURE WINDOW
1"X3" FRAMING SYSTEM
6063-T5 ALUMINUM EXTENSION AND 1/4" STANDARD CLEAR GLASS FRAME COLOR TO BE SELECTED BY OWNER

E

UNIVERSAL PICTURE WINDOW
1"X3" FRAMING SYSTEM
6063-T5 ALUMINUM EXTENSION AND 3/8" TEMPERED CLEAR GLASS FRAME COLOR TO BE SELECTED BY OWNER

F

SAME AS E

DOORS

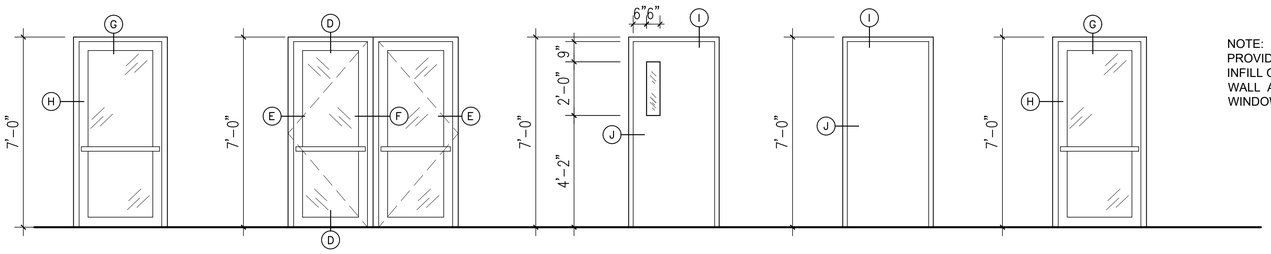

TYPE–I

DESCRIPTION:
SINGLE ALUMINUM DOOR BY AIRMASTER ALUMINUM EQUAL OR SIMILAR COMMERCIAL DOOR, LINEAL DESIGN SERIES, MEDIUM STILE SINGLE DOOR WITH 6063-T5 ALUMINUM EXTENSIONS AND $\frac{3}{4}$" STANDARD CLEAR GLASS. FRAME COLOR TO BE SELECTED BY OWNER

TYPE–II

DESCRIPTION:
DOUBLE ALUMINUM DOOR BY AIRMASTER ALUMINUM EQUAL OR SIMILAR COMMERCIAL DOOR, LINEAL DESIGN SERIES, MEDIUM STILE DOUBLE DOOR WITH 6063-T5 ALUMINUM EXTENSIONS AND $\frac{3}{4}$" STANDARD CLEAR GLASS, FRAME COLOR TO BE SELECTED BY OWNER

TYPE–III

DESCRIPTION:
SOLID CORE FLUSH WOOD DOOR PANEL 1-3/4".DOOR PANEL WITH VISION PANEL, COLOR TO BE SELECTED BY OWNER. WOOD FRAME TO RECEIVE PAINT FINISH. COLOR TO BE SELECTED BY OWNER

TYPE–IV

DESCRIPTION:
SOLID CORE FLUSH WOOD DOOR PANEL 1-3/4".DOOR PANEL COLOR TO BE SELECTED BY OWNER. WOOD FRAME TO RECEIVE PAINT FINISH. COLOR TO BE SELECTED BY OWNER

TYPE–V

DESCRIPTION:
SINGLE ALUMINUM DOOR BY AIRMASTER ALUMINUM EQUAL OR SIMILAR COMMERCIAL DOOR, LINEAL DESIGN SERIES, MEDIUM STILE SINGLE DOOR WITH 6063-T5 ALUMINUM EXTENSIONS AND $\frac{3}{4}$" STANDARD CLEAR GLASS. FRAME COLOR TO BE SELECTED BY OWNER

NOTE:
PROVIDE
INFILL GYPSUM
WALL ABOVE ALL DOOR AND WINDOW OPENING.

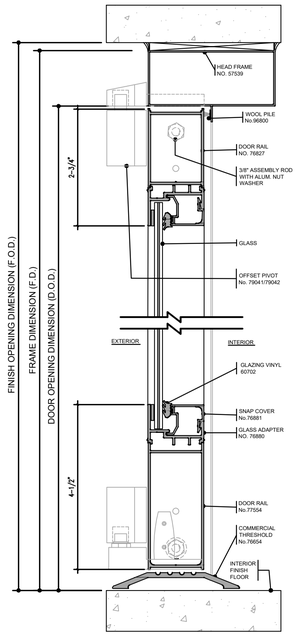

TYP. ALUMINUM
FRAME SECTION G
SCALE: N.T.S.

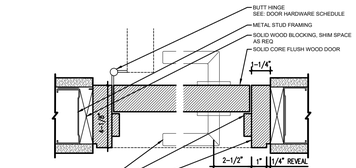

TYP. WOOD JAMBS
SECTION J
SCALE: N.T.S.

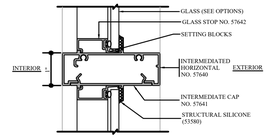

TYP. ALUMINUM
FRAME SECTION K
SCALE: N.T.S.

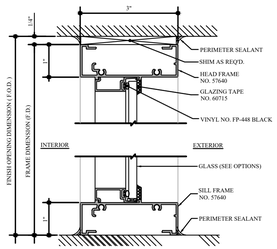

TYP. ALUMINUM
FRAME SECTION A
SCALE: N.T.S.

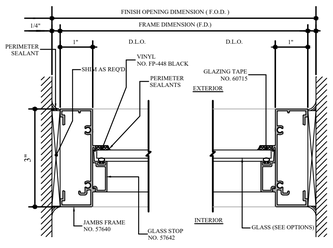

TYP. ALUMINUM
FRAME SECTION B
SCALE: N.T.S.

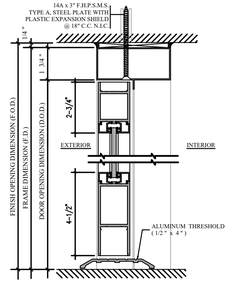

TYP. ALUMINUM
FRAME SECTION D
SCALE: N.T.S.

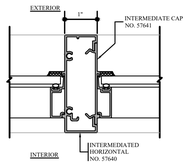

TYP. ALUMINUM
FRAME SECTION C
SCALE: N.T.S.

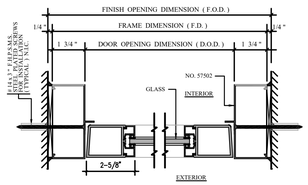

TYP. ALUMINUM
FRAME SECTION E
SCALE: N.T.S.

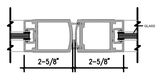

TYP. ALUMINUM
FRAME SECTION F
SCALE: N.T.S.

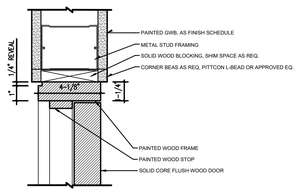

TYP. WOOD HEAD
SECTION I
SCALE: N.T.S.

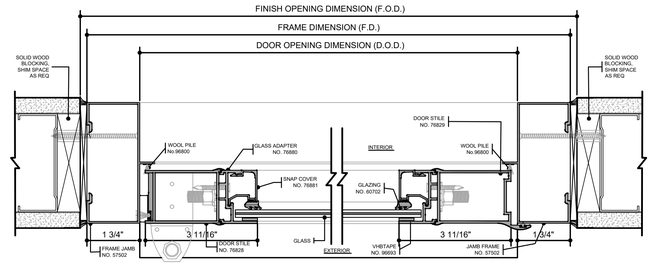

TYP. ALUMINUM
FRAME SECTION H
SCALE: N.T.S.

ABACUS

ARCHITECTURE PSC
CONSULTANT

PROJECT NAME

IMPROVEMENTS ACAA BUILDING
GENERAL SERVICES SAN JUAN
255-273 AVENIDA DE LA CONSTITUCION
SAN JUAN, PUERTO RICO

REVISIONS

No.	DESCRIPTION	DATE
1	ADDENDUM 1	05.25.26

PARTNER IN CHARGE	10
DESIGN CAPTAIN	11
JOB CAPTAIN	12
CHECKED BY	13
DRAWN BY	14

ISSUED FOR BID

DRAWING TITLE

DOOR & WINDOW DETAILS

SCALE: AS NOTED	DRAWING No.: A–404
PROJECT No.	
DATE	SHEET No.

DOOR SCHEDULE

MARK	SIZE		REQ.	TYPE.	REMARKS
	WIDTH	HEIGHT			
1	3'-6"	7'-0"	7	I	EXISTING DOOR TO BE REMOVED AND REPLACED WITH AN EQUAL NEW ONE. CONTRACTOR SHALL SUBMIT FINAL SHOP DRAWINGS FOR ARCHITECT APPROVAL.
2	6'-0"	7'-0"	1	II	DOUBLE PANEL DOOR- EXISTING DOOR TO BE REMOVED AND REPLACED WITH AN EQUAL NEW ONE. CONTRACTOR SHALL SUBMIT FINAL SHOP DRAWINGS FOR ARCHITECT APPROVAL.
3	3'-6"	7'-0"	5	III	EXISTING DOOR TO BE REMOVED AND REPLACED WITH AN EQUAL NEW ONE. CONTRACTOR SHALL SUBMIT FINAL SHOP DRAWINGS FOR ARCHITECT APPROVAL.
4	(TBD)	7'-0"	4	IV	EXISTING DOOR TO BE REMOVED AND REPLACED WITH AN EQUAL NEW ONE. CONTRACTOR SHALL SUBMIT FINAL SHOP DRAWINGS FOR ARCHITECT APPROVAL.
5	(TBD)	(TBD)	1	V	EXISTING DOOR TO BE REMOVED AND REPLACED WITH AN EQUAL NEW ONE. CONTRACTOR SHALL SUBMIT FINAL SHOP DRAWINGS FOR ARCHITECT APPROVAL.

(TBD) = TO BE DETERMINED ON SITE BY CONTRACTOR

WINDOW SCHEDULE

MARK	SIZE		REQ.	TYPE.	REMARKS
	WIDTH	HEIGHT			
A	AS INDICATED IN SHEET A-404	7'-0"	1	UNIVERSAL PICTURE WINDOW 1"X3" FRAMING SYSTEM 6063-T5 ALUMINUM EXTENSION AND 1/4" STANDARD CLEAR GLASS FRAME COLOR TO BE SELECTED BY OWNER	
B	AS INDICATED IN SHEET A-404	7'-0"	1	UNIVERSAL PICTURE WINDOW 1"X3" FRAMING SYSTEM 6063-T5 ALUMINUM EXTENSION AND 1/4" STANDARD CLEAR GLASS FRAME COLOR TO BE SELECTED BY OWNER	
C	AS INDICATED IN SHEET A-404	7'-0"	1	UNIVERSAL PICTURE WINDOW 1"X3" FRAMING SYSTEM 6063-T5 ALUMINUM EXTENSION AND 1/4" STANDARD CLEAR GLASS FRAME COLOR TO BE SELECTED BY OWNER	
D	6'-0"	4'-0"	2	UNIVERSAL PICTURE WINDOW 1"X3" FRAMING SYSTEM 6063-T5 ALUMINUM EXTENSION AND 1/4" STANDARD CLEAR GLASS FRAME COLOR TO BE SELECTED BY OWNER	
E	(TBD)	(TBD)	1	UNIVERSAL PICTURE WINDOW 1"X3" FRAMING SYSTEM 6063-T5 ALUMINUM EXTENSION AND 3/8" STANDARD CLEAR GLASS FRAME COLOR TO BE SELECTED BY OWNER	EXISTING WINDOW TO BE REMOVED AND REPLACED WITH AN EQUAL NEW ONE. CONTRACTOR SHALL SUBMIT FINAL SHOP DRAWINGS FOR ARCHITECT APPROVAL.
F	(TBD)	(TBD)	1	UNIVERSAL PICTURE WINDOW 1"X3" FRAMING SYSTEM 6063-T5 ALUMINUM EXTENSION AND 3/8" STANDARD CLEAR GLASS FRAME COLOR TO BE SELECTED BY OWNER	EXISTING WINDOW TO BE REMOVED AND REPLACED WITH AN EQUAL NEW ONE. CONTRACTOR SHALL SUBMIT FINAL SHOP DRAWINGS FOR ARCHITECT APPROVAL.

(TBD) = TO BE DETERMINE ON SITE BY CONTRACTOR

SCHEDULE OF FINISHES

MKD	TYPE OF ROOM	FLOORS				BASE		WALLS	CEILINGS				* REMARKS
		CPT 1: BY CUADRADO ALFOMBRAS OVER SMOOTH CEMENT FINISH	CT 1: CERAMIC TILE OVER SMOOTH CEMENT FINISH	LVT 1: VINYL FLOORING BY CUADRADO ALFOMBRAS INSTALLED OVER SMOOTH CEMENT FINISH. COLOR TO BE SELECTED BY OWNER.		WB1: VINYL WALL BASE BY CUADRADO ALFOMBRAS. COLOR TO BE SELECTED BY OWNER.	WB2: CERAMIC TILE WALL BASE INSTALLED OVER SMOOTH CEMENT FINISH.	IP1 BY SHERWIN-WILLIAMS	2'X2'X3/4"ACOUSTICAL CEILING TILE W/15/16" HOT DIPPED GALV. GRID EQ. TO SIMILAR	IP2 ACRYLIC LATEX ENAMEL PAINT W/ FLAT FINISH	GYPSUM BOARD CEILING		1. CONTRACTOR SHALL SUBMIT SAMPLES OF MATERIALS FOR ARCHITECT APPROVAL
A-100	WAITING ROOM			●		●		●	●				
A-101	A/C MEC.ROOM			●		●		●	●				
A-102	RECEPTION			●		●		●	●				
A-103	M.R. WAITING R			●		●		●	●				
A-104	SERVER DATA			●		●		●	●				
A-105	STORAGE			●		●		●	●				
A-106	OFFICE SPACE			●		●		●	●				
A-107	DOC. ADMINIS.			●		●		●	●				
A-108	SUP. OFFICE			●		●		●	●				
A-109	FILE/STORAGE			●		●		●	●				
A-110	OFFICE #4			●		●		●	●				
A-111	OFFICE #3			●		●		●	●				
A-112	OFFICE #6			●		●		●	●				
A-113	OFFICE #5			●		●		●	●				
A-114	KITCHEN/LUNCH			●		●		●	●				
A-115	OFFICE #2			●		●		●	●				
A-116	OFFICE #1			●		●		●	●				
A-117	CONFERENCE			●		●		●	●				
A-118	MAIL ROOM			●		●		●	●				

FINISH NOTES:

FLOOR TYPES:

CPT 1: BY CUADRADO ALFOMBRAS. MANUFACTURER SHAW CONTRACT GROUP STYLE CHROMATONE TILE 5T444 COLOR CLAY SILVER 07675.

LVT 1: BY CUADRADO ALFOMBRAS. MANUFACTURER SHAW CONTRACT GROUPSTYLE BRANCHING OUT 4309V. COLOR TO BE CHOOSE BY OWNER.

CT 1: CERAMIC TILE, SIZE & COLOR TO BE CHOOSE BY OWNER.

BASES:

WB1: WALLBASE BURKBASE TYPE TP4" COLOR TO BE CHOOSE BY OWNER.
WB2: CERAMIC TILE WALL BASE. SAME COLOR AND TEXTURE AS CT1.

PAINTS:

IP1: SHERWIN-WILLIAMS, COLOR SW 6254 LAZY GRAY SATIN/EG-SHEL FINISH.
IP2: ACRYLIC LATEX ENAMEL PAINT W/ FLAT FINISH

CEILINGS:

2'X2'X3/4"ACOUSTICAL CEILING TILE W/15/16" HOT DIPPED GALV. GRID EQ. TO SIMILAR\

GYPSUM BOARD CEILING

ABACUS

ARCHITECTURE PSC

CONSULTANT

PROJECT NAME

IMPROVEMENTS ACAA BUILDING
GENERAL SERVICES SAN JUAN
255-273 AVENIDA DE LA CONSTITUCION
SAN JUAN, PUERTO RICO

REVISIONS

No.	DESCRIPTION	DATE
1	ADDENDUM 1	05.25.26

PARTNER IN CHARGE	10
DESIGN CAPTAIN	11
JOB CAPTAIN	12
CHECKED BY	13
DRAWN BY	14

ISSUED FOR BID

DRAWING TITLE

PROJECT SCHEDULES

SCALE: AS NOTED	DRAWING No.: A-500 (1)
PROJECT No.	
DATE	SHEET No.