RESTORATION REPAIR OF BUILDING 149

FORT ALLEN TRAINING CENTER, JUANA DIAZ, PUERTO RICO

CONTRACT NO. 2024 - 00070

ar quiteg
ARQUITECTOS
INGENIEROS
PLANIFICADORES

100% BIDDING SET
NOT FOR CONSTRUCTION
BY: V.M.V. DATE: NOV 4, 2024

ARCHITECT	STRUCTURAL ENGINEER	ELECTRICAL ENGINEER	MECHANICAL ENGINEER	SOIL ENGINEER
ARQUITEG – VÍCTOR M. VILLEGAS A.I.A.	VIDAL CONSULTING ENG. MANUEL VIDAL	MG PÉREZ ROSADO & ASOCIADOS MILDRED G. PÉREZ	FJM ENGINEERING, PSC FRANCISCO J. MATE	ADVANCED SOIL ENGINEERING CORP. NELSON MUÑOZ

SURVEYOR
V. SEDA & ASSOCIATES, PSC VÍCTOR M. SEDA

MIGUEL A. MENDEZ
MAJOR GENERAL, PRNG
THE ADJUTANT GENERAL OF PRNG

JUAN B. ALVAREZ
COLONEL, PRNG
STATE CONSTRUCTION & FACILITIES
MANAGEMENT OFFICER

LOCATION MAP
N.T.S.

FLOOD MAP
PANEL 1170H MAP 72000C1170H - APRIL 13, 2018
N.T.S.

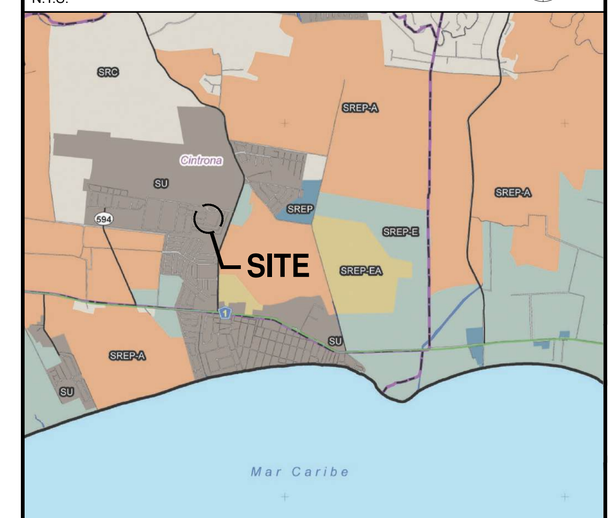

DESIGN:	REVISED BY:
ARCH. VICTOR M VILLEGAS GILBERTO A. MENDOZA, AIT MARIA SERRANO, AIT ELIAS VALDES RUIZ, AIT CARLA VILLARUBIA, AIT MARIELA SUAREZ, AIT JUAN CAMILO, AIT	ARCH. VICTOR M VILLEGAS
PHASE:	DATE: FY 2024

REVISIONS

REV. NO.	DATE	DESCRIPTIONS	REV. BY

VICTOR M. VILLEGAS DIAZ
ARQUITECTO LICENCIADO
LIC. 11445
PUERTO RICO

PUERTO RICO ARMY NATIONAL GUARD
CONSTRUCTION AND FACILITIES MANAGEMENT OFFICE
FORT BUCHANAN, PUERTO RICO

DEMOLITION NOTES:

1. IT IS NOT THE INTENTION OF THE A/E FIRM TO COVER ALL REQUIRED DEMOLITION AND CLEANING WORK IN THESE DRAWINGS, NOR TO ANTICIPATE EVERY CIRCUMSTANCE UNDER WHICH SPECIFIC TASKS SHALL BE PERFORMED. AS THE INTENTION IS TO ILLUSTRATE ONLY THE MOST SIGNIFICANT DEMOLITION WORK IN THE DRAWINGS, THE G.C. SHALL BE RESPONSIBLE FOR VERIFYING WHICH RESTORATION WORKS REQUIRE DEMOLITION.

2. ALL DEMOLITION WORK NOT SHOWN IN DRAWINGS, BUT NECESSARY TO PERFORM THE ENTIRE SCOPE OF THE PROJECT SHALL BE DONE BY THE GENERAL CONTRACTOR AT NO EXTRA COST AND TIME NO MATTER THE SIZE.

3. IT IS THE INTENTION OF THE A/E FIRM TO PRESERVE HISTORIC AS MUCH AS POSSIBLE AND ONLY REPLACING MATERIAL WHEN ABSOLUTELY NECESSARY.

4. CONTRACTOR SHALL FURNISH ALL LABOR AND MATERIALS REQUIRED TO COMPLETE THE DEMOLITION, SELECTIVE REMOVAL AND SUBSEQUENT OFF-SITE DISPOSAL OF ALL ITEMS WITHIN THE PROJECT AREA.

5. SUBMIT SCHEDULE INDICATING PROPOSED SEQUENCE OF OPERATIONS FOR SELECTIVE DEMOLITION WORK TO THE OWNER FOR REVIEW PRIOR TO COMMENCEMENT OF WORK. INCLUDE COORDINATION FOR SHUT-OFF, CAPPING, AND CONTINUATION OF UTILITY SERVICES AS REQUIRED, TOGETHER WITH DETAILS FOR DUST AND NOISE CONTROL. PROPOSED SEQUENCE OF OPERATION SHALL ENSURE THE INHABITANTS ARE UNDISTURBED.

6. THE CONTRACTOR, PRIOR TO COMMENCEMENT OF THE WORK, SHALL VERIFY ALL DIMENSIONS AND EXISTING CONDITIONS AT THE PROJECT'S SITE AND SHALL NOTIFY THE ARCHITECT, IN WRITING, OF ANY DISCREPANCIES BETWEEN EXISTING CONDITIONS AND THE CONTRACT DOCUMENTS WHICH MIGHT AFFECT PROPER DEMOLITION AND CONSTRUCTION WORKS SCHEDULE AND/OR PERFORMANCE. THEREFORE, THE CONTRACTOR SHALL CERTIFY THAT HE HAS VISITED THE PROJECT SITE AND FAMILIARIZED HIMSELF WITH THE EXISTING CONDITIONS PRIOR TO ENTERING INTO A CONSTRUCTION AGREEMENT WITH THE OWNER. NO ALLOWANCE WILL BE MADE FOR ADDITIONAL COSTS DUE TO CONTRACTOR'S FAILURE TO VERIFY EXISTING CONDITIONS AND DIMENSIONS.

7. DURING DEMOLITION PHASE AND CONSTRUCTION. THE GENERAL CONTRACTOR SHALL INSTALL EXTENSIVE SIGNING IN WORKING AT PUBLIC AREAS TO WARN WORKERS AND GENERAL PUBLIC ABOUT UNSAFE AREAS. SIGNS SHALL COMPLY WITH OSHA REGULATIONS.

8. IF HAZARDOUS MATERIALS ARE ENCOUNTERED DURING DEMOLITION OPERATIONS, G.C. TO STOP WORK IN THAT AREA AND NOTIFY OWNER IN WRITING. GC SHALL COMPLY WITH APPLICABLE REGULATIONS, LAWS, AND ORDINANCES CONCERNING REMOVAL, HANDLING AND PROTECTION AGAINST EXPOSURE OR ENVIRONMENTAL POLLUTION.

9. NONE OF THE WALLS TO DEMOLISH ARE REINFORCED CONCRETE. IF THE CONTRACTOR FINDS A REINFORCED CONCRETE WALL DURING THE DEMOLITION, THE CONTRACTOR SHALL STOP CONSTRUCTION IMMEDIATELY AND REPORT TO THE ARCHITECT.

10. REMOVAL OF ALL LOOSE ITEMS SUCH AS ARTWORK, FRAMED PICTURES, FURNITURE, ETC…

11. CONTRACTOR MUST PRESERVE ALL HISTORIC ITEMS INDICATED TO BE REMOVED. ITEMS REVIEWED AND APPROVED BY A/E FOR REMOVAL SHALL DISPOSED OF BY THE CONTRACTOR.

12. ALL ITEMS INDICATED TO BE RELOCATED ARE TO BE CAREFULLY REMOVED, CLEANED, REPAIRED TO A LIKE-NEW CONDITION AND STORED IN A SECURE PLACE UNTIL REINSTALLED AS SHOWN ON CONSTRUCTION PLAN OR RCP.

13. CONTRACTOR MUST FOLLOW ALL PROPER AND LEGAL PROCEDURES REGARDING WASTE DISPOSAL. G.C. SHALL PROVIDE A/E EVIDENCE OF DISPOSAL AT THE APPROPRIATE LANDFILL SITE.

14. THE OWNER SHALL BE CONTACTED AND NOTIFIED IMMEDIATELY IF ASBESTOS OR LEAD PAINT ARE FOUND IN ANY AREAS OR STRUCTURES OF THE PROJECT NOT PREVIOUSLY IDENTIFIED BY THE ENVIRONMENTAL CONSULTANT.

15. TRASH AND DEBRIS TO BE REMOVED DAILY. KEEP SITE CLEAN.

16. ALL SCRAP MATERIAL FROM THE DEMOLITION WORKS SHALL BE LEGALLY AND REGULARLY DISPOSED OF.

17. THE CONTRACTOR SHALL TAKE THE REQUIRED MEASUREMENTS TO CONTROL THE DEMOLITION DUST FROM SPREADING OUTSIDE OF AREAS THAT ARE GOING TO BE INTERVENED. WATER SPRINKLING SHALL NOT BE USED AS A FORM OF DUST CONTROL.

18. THE CONTRACT CANNOT STORE SCRAP MATERIALS FROM DEMOLITIONS OUTSIDE OF THE DESIGNATED AREAS. DURING THE PRE-CONSTRUCTION PHASE THE G.C. SHALL CONSULT WITH A/E WHICH ARE THE DESIGNATED AREAS FROM SCRAP MATERIALS.

19. ALL CONSTRUCTION, DEMOLITION & RENOVATION ACTIVITIES SHALL COMPLY WITH NFPA 241, OSHA AND ANY REGULATION THAT INTERFERES WITH THE HEALTH, WELFARE, AND SAFETY OF HIS EMPLOYEES AND FUTURE BUILDING OCCUPANTS.

20. G.C. SHALL MAINTAIN ON SITE FIRE EXTINGUISHERS TO PROTECT THE HISTORIC PROPERTY IN THE EVENT OF FIRE.

21. THE CONTRACTOR SHALL BE RESPONSIBLE TO MEET ALL OSHA REQUIREMENTS & NORMATIVES.

22. EXIT ACCESS AND EXITS ARE TO REMAIN CLEAR AND UNOBSTRUCTED.

23. ANY PART OF THE WORK AND/OR THE EXISTING BUILDING DAMAGED BY THE DEMOLITION PHASE SHALL BE RESTORED TO ITS ORIGINAL CONDITION ACCORDING TO A/E INSTRUCTIONS AT NO COST TO THE OWNER.

24. ALL DEMOLITION/CONSTRUCTION WORKS SHALL BE COORDINATED WITH THE OWNER IN ORDER TO PREVENT AND AVOID POSSIBLE CONFLICTS WITH THE OWNER'S NORMAL OPERATING CONDITIONS.

25. THE CONTRACTOR MUST INCLUDE IN THE ECONOMIC PROPOSAL A DETAILED DESCRIPTION OF THE MEANS AND METHODS THAT WILL BE DONE DURING DEMOLITION PHASE TO MINIMIZE AIR POLLUTION.

26. GC SHALL BE RESPONSIBLE FOR DEMOLITION MEANS AND METHODS AS WELL AS TO PROVIDE THE NECESSARY BRACING TO GUARANTEE STRUCTURAL STABILITY DURING THE DEMOLITION/REMOVAL PROCESS OF THOSE ELEMENTS INSTRUCTED ON PLANS AND DURING NEW CONSTRUCTION. IN CASE OF ANY STRUCTURAL COLLAPSE OF ANY ELEMENT TO REMAIN, THESE SHALL BE REPLACED USING ORIGINAL MATERIALS, AT NO COST TO OWNER.

27. THE CONTRACTOR SHALL BE RESPONSIBLE TO DESIGN, SUBMIT & OBTAIN THE CES PLAN APPROVAL IF APPLICABLE.

28. DURING THE DEMOLITION PROCESS, THE GENERAL CONTRACTOR IS RESPONSIBLE IN MAINTAINING A HEALTHY AIR QUALITY THAT DOES NOT AFFECT THE HEALTH OF HIS EMPLOYEES.

29. G.C. SHALL PROTECT ALL ITEMS THAT ARE TO REMAIN SUCH AS FLOORS, WALLS, FINISHES, INFRASTRUCTURE, CEILINGS, DOORS, EQUIPMENT, DOOR HINGES, RAILINGS, BALUSTERS, WALL BASES, LAMPS, ETC…

30. IF ANY OTHER ELEMENT NOT INSTRUCTED IN THIS DRAWINGS IS NEEDED TO BE REMOVED IN ORDER TO FULFILL THE PROJECT SCOPE, G.C. SHALL NOTIFY AND CONFIRM WITH THE ARCHITECT. SUCH WORK SHALL BE AT NO ADDITIONAL COST TO THE OWNER.

31. IF THE COMPLETION OF NEW ENGINEERING INFRASTRUCTURE REQUIRED ADDITIONAL DEMOLITION BY THE G.C. IN WALLS, CEILINGS AND FLOORS THAT IS NOT EXPLICITLY SHOWN IN DRAWINGS. G.C. SHALL CONTEMPLATE THIS ADDITIONAL DEMO AND THE PATCHING AND REPAIRS REQUIRED TO LEAVE AREA AS NEW.

32. IF PATCHING AND REPAIRS MAY REQUIRE NEW MOLDINGS, NEW GYPSUM, NEW WALL BASES, NEW A.C.T., NEW FLOORS, AMONG OTHERS. NEW WOOD BASES, TRIMS, MOLDINGS AND CASINGS SHALL HAVE THE LENGTH OF THE ORIGINAL ELEMENT BEING REPLACED. THE INTENTION IS TO MINIMIZE JOIN AND SHORT MEMBERS.

33. G.C. SHALL DISCUSS WITH ARCHITECT PATH OF NEW INFRASTRUCTURE PRIOR TO DEMOLITION. IN ORDER TO DISCUSS HOW TO MINIMIZE DEMO, PATCHING, AND REPAIRS OF EXISTING WALLS/CEILINGS/FLOORS. G.C. REQUIRES ARCHITECT APPROVAL TO PROCEED WITH DEMOLITIONS.

34. HISTORIC INTERIORS SHOULD BE PROTECTED FROM POTENTIAL DAMAGE DURING CONSTRUCTION WORK. IF ANY DAMAGE DOES OCCUR, THE CONTRACTOR SHALL RESTORE ANY DAMAGE TO ITS ORIGINAL CONDITION AT NO ADDITIONAL COST TO THE OWNER.

35. ALL CONTAMINATED MATERIALS IDENTIFIED BY ENVIRONMENTAL HEALTH & SAFETY SERVICES SHALL BE REMOVED AND SHOULD BE DONE AS PER DRNA/DNER AND EPA REGULATON. G.C. SHALL OBTAIN ALL THE NECESSARY PERMITS TO PERFORM THE WORKS AND LATER SUBMIT TO THE OWNER ALL THE CERTIFICATIONS REQUIRED BY LAW STATING THAT ALL CONTAMINATED MATERIALS WERE REMOVED FROM THE PROJECT AND LEGALLY DISPOSED.

36. ALL ELECTRICAL WORK SHALL BE DONE BY A LICENCED ELECTRICIAN.

37. G.C. SHALL ENSURE A SUPERINTENDENT MUST BE PRESENT DURING THE ENTIRE DEMOLITION PROCESS.

38. PRIOR TO COMMENCEMENT OF SELECTIVE DEMOLITION WORK, INSPECT AREAS IN WHICH WORK WILL BE PERFORMED. PHOTOGRAPH EXISTING CONDITIONS OF STRUCTURE SURFACES EQUIPMENT OR TO SURROUNDING PROPERTIES WHICH COULD BE MISCONSTRUED AS DAMAGE RESULTING FROM SELECTIVE DEMOLITION WORK; FILE WITH OWNER'S REPRESENTATIVE PRIOR TO STARTING WORK.

39. IF HAZARDOUS MATERIALS ARE ENCOUNTERED DURING DEMOLITION OPERATIONS, G.C. TO STOP WORK IN THAT AREA AND NOTIFY OWNER. COMPLY WITH APPLICABLE REGULATIONS, LAWS, AND ORDINANCES CONCERNING REMOVAL, HANDLING AND PROTECTION AGAINST EXPOSURE OR ENVIRONMENTAL POLLUTION.

GENERAL NOTES:

1. THE DRAWINGS AND NOTES COMPLY, TO THE BEST OF OUR KNOWLEDGE WITH THE APPLICABLE MINIMUM BUILDING CODE.

2. THE DRAWINGS DEMOLITION SHOWN ARE A GUIDE FOR THE RESTORATION AND DOES NOT NECESSARILY INDICATE OR DESCRIBE ALL WORK REQUIRED FOR FULL PERFORMANCE AND COMPLETION OF THE REQUIREMENTS OF THE CONTRACT DOCUMENTS. IT IS THE RESPONSIBILITY OF THE GC TO CORRELATE DEMO AND REPAIRS/NEW CONSTRUCTION.

3. DIMENSIONS ON DRAWING MAY VARY SLIGHTLY.

4. DUE TO THIS BEING A HISTORIC BUILDING, NOT ALL WINDOWS AND DOORS ARE IDENTICAL IN THEIR DIMENSIONS. THE G.C. SHALL BE RESPONSIBLE FOR THE WINDOW/ DOOR REPLACEMENTS TO FIT IN THEIR ORIGINAL LOCATION.

5. ALL PLAN DIMENSIONS TAKE PRECEDENCE OVER THE SCALING OF THE PLANS. THE DIMENSIONS ARE CALCULATED AND ANNOTATED BY COMPUTER AND ROUNDED TO THE NEAREST INCH. LOCATING PARTITIONS TO CENTERLINE OF MULLIONS (WHERE APPLICABLE) SHALL TAKE PRECEDENCE OVER GIVEN DIMENSIONS.

6. ALL WORK SHALL COMPLY WITH THE PROVISIONS OF THE LOCAL BUILDING CODE AND ALL APPLICABLE ORDINANCES AND PROVISIONS.

7. THE CONTRACTOR SHALL SUBMIT WITH HIS BID PROPOSAL A COMPLETE CONSTRUCTION SCHEDULE TO THE OWNER, WHICH COORDINATES ALL WORK WITH SUPPLIERS AND SUB-CONTRACTORS.

8. THE CONTRACTOR SHALL BE RESPONSIBLE FOR CONSTRUCTION MEANS, METHODS, TECHNIQUES, SEQUENCES, PROCEDURES, OR FOR SAFETY PRECAUTIONS AND PROGRAMS IN CONNECTION WITH THE WORK, FOR THE ACTS OR OMISSIONS OF THE CONTRACTOR, SUBCONTRACTOR OR ANY OTHER PERSONS PERFORMING WORK OR FAILURE OF ANY OF THEM TO CARRY OUT WORK IN ACCORDANCE WITH THE CONTRACT DOCUMENTS.

9. EACH CONTRACTOR & SUBCONTRACTOR SHALL CARRY PUBLIC LIABILITY, PROPERTY DAMAGE AND WORKMAN'S COMPENSATION INSURANCE AND SHALL PROVIDE OWNER WITH A VALID CERTIFICATE BEFORE STARTING CONSTRUCTION.

10. ALL CONTRACTORS SHALL PROTECT THE WORK OF OTHER TRADES. ANY & ALL CONFLICTS BETWEEN TRADES ARE TO BE COORDINATED BY THOSE TRADES AND NOTIFICATION OF SUCH CONFLICTS MADE TO THE ARCHITECT AND THE OWNER. ANY DAMAGES SHALL BE REPAIRED BY THE RESPONSIBLE PARTY AT HIS EXPENSE.

11. THE CONTRACTOR SHALL EXAMINE ALL AREAS IN WHICH WORK IS TO BE CONSTRUCTED AND SHALL REPORT ANY SUCH WORK WHICH IS NOT IN SUITABLE CONDITION TO RECEIVE WORK UNDER THIS CONTRACT. THE CONTRACTOR WILL BE HELD RESPONSIBLE FOR THE CONDITION OF THE FINISHED WORK AFTER THE WORK UNDER THIS CONTRACT IS STARTED.

12. THE CONTRACTOR SHALL VISIT THE JOB SITE AND SHALL VERIFY ARCHITECT'S DIMENSIONS AND DETAILS PRIOR TO INITIAL BID SUBMITTAL. CONTRACTOR SHALL NOTIFY ARCHITECT OF ANY ERRORS, OMISSIONS, DISCREPANCIES AND/OR CONFLICTS IN CONSTRUCTION DOCUMENTS, BEFORE BID SUBMITTAL, WHICH WOULD INTERFERE COMPLETION OF THIS WORK OR WHICH WOULD AFFECT THE BID PRICE. ALL DISCREPANCIES NOT BROUGHT TO THE ATTENTION OF THE ARCHITECT/OWNER PRIOR TO FINAL BID SUBMITTAL SHALL BE CORRECTED BY THE CONTRACTOR AT NO ADDITIONAL COST TO OWNER. DISCREPANCIES IN DRAWINGS SHALL BE DECIDED BY THE ARCHITECT.

13. ALL WORK IS TO CONFORM TO CONSTRUCTION DRAWINGS AND SPECIFICATIONS. ANY CONDITIONS IN THE FIELD AFFECTING THE DESIGN CONCEPT ARE TO BE BROUGHT TO THE ATTENTION OF THE ARCHITECT PRIOR TO BID SUBMITTAL.

14. ALL WORK SHALL BE LIMITED TO THAT SHOWN ON THE PERMIT DOCUMENTS. NO ADDITIONAL WORK SHALL BE DONE WITHOUT PRIOR WRITTEN APPROVAL OF THE OWNER AND ARCHITECT. ANY ADDITIONAL WORK PERFORMED WITHOUT THIS CONSENT SHALL BE DONE AT THE CONTRACTOR'S SOLE EXPENSE. IN THE EVENT THAT CERTAIN FEATURES OF THE CONSTRUCTION ARE NOT FULLY SHOWN ON THE DRAWINGS, THEN THEIR CONSTRUCTION SHALL BE OF THE SAME CHARACTER AS FOR SIMILAR CONDITIONS THAT ARE SHOWN, EXISTING AND/OR NOTED.

15. GENERAL CONTRACTOR SHALL HAVE A SUPERVISOR ON SITE WHILE ANY WORK IS BEING DONE.

16. PROVIDE AND MAINTAIN AT A CONVENIENT LOCATION WITHIN THE JOB SITE, A COMPLETE SET OF THE SIGNED AND SEALED PERMIT DOCUMENTS INCLUDING ALL THE LATEST SHOP DRAWINGS, ADDENDUMS, REVISIONS AND SUPPLEMENT SHEETS FOR REFERENCE AND COORDINATION FOR CONSTRUCTION.

17. THE G.C. SHALL BE RESPONSIBLE TO ALWAYS HAVE AVAILABLE WITHIN THE JOB SITE THE DIGITAL INFORMATION CONTAINED IN THE CONSTRUCTION DOCUMENTS.

18. THE CONTRACTOR SHALL AT ALL TIMES PROVIDE PROTECTION AGAINST THE WEATHER AS TO MAINTAIN THE WORK, MATERIALS, APPARATUS AND FIXTURES FREE FROM INJURY OR DAMAGE. ANY WORK DAMAGED BY FAILURE OF THE CONTRACTOR TO PROVIDE PROTECTION SHALL BE REMOVED AND REPLACED WITH NEW WORK AT CONTRACTORS EXPENSE.

19. ALL CHANGE ORDERS SHALL BE SUBMITTED IN WRITING AND SHALL BE SIGNED BY OWNER AND ARCHITECT PRIOR TO EXECUTION.

20. CONTRACTOR SHALL COORDINATE AND EXPEDITE THE PROCUREMENT OF "LONG LEAD" ITEMS TO ASSURE PROMPT DELIVERY AND INSTALLATION BY MILESTONE DATES ON THE CONSTRUCTION SCHEDULE. ADDITIONAL TIME WILL NOT BE GIVEN TO THE G.C. IF THEY HAVE NOT MET THE SCHEDULED INSTALLATION TIME FOR THESE ITEMS. THE CONTRACTOR SHALL PURCHASE, COORDINATE & INSTALL ALL APPLIANCES AND EQUIPMENT UNLESS SPECIFICALLY NOTED OTHERWISE ON THE PERMIT DRAWINGS. SPECIFICATIONS AND INSTALLATIONS METHODS PROVIDED BY MANUFACTURE SHALL BE STRICTLY FOLLOWED AND ARE HEREWITH MADE A PART OF THESE DOCUMENTS.

21. CONTRACTOR SHALL PROVIDE ALL NECESSARY ELECTRICAL OR MECHANICAL EQUIPMENT MAINTENANCE, INSTRUCTION MANUALS, AND ALL OTHER CLOSE-OUT DOCUMENTS TO THE OWNER FOR REVIEW AT FINAL COMPLETION.

22. ALL WORK SHALL BE DONE IN A NEAT AND SKILLFULL MANNER AND IN ACCORDANCE WITH ALL GOVERNING BODIES, RULES, AND REGULATIONS. REMOVE RUBBISH AND DEBRIS DAILY, LEAVE JOB CLEAN UPON COMPLETION OF WORK, INCLUDING CLEANING OF HARDWARE, FIXTURES, AND GLASS, AND REMOVING OF STAINS, DUAIN, DIRT, AND PAINT, AND POLISHING OF ALL FINISHED FLOORS AND CABINETRY.

23. ALL MATERIALS & EQUIPMENTS SHALL BE INSTALLED AS PER MANUF. RECOMMENDATION AND THE BEST PRACTICES OF THE INDUSTRY.

24. G.C. SHALL ALWAYS FOLLOW MANUFACTURER RECOMMENDATIONS FOR THE MANAGE, QUALITY, INSTALLATION AND/OR CONSTRUCTION OF ANY MATERIAL, EQUIPMENT, SYSTEM AND/OR ELEMENT CONTAIN ON THE PROJECT.

25. GENERAL CONTRACTOR SHALL PROVIDE EXTENSIVE SIGNING IN WORKING AT PUBLIC AREAS TO WARN WORKERS AND GENERAL PUBLIC ABOUT UNSAFE AREAS. SIGNS SHALL COMPLY WITH OSHA REGULATIONS.

26. CONTRACTOR IS NOT ALLOW TO CUT AND PATCH STRUCTURAL ELEMENTS IN A MANNER THAT WOULD REDUCE THEIR LOAD-CARRYING CAPACITY OR LOAD-DEFLECTION RATIO.

27. OBTAIN APPROVAL FROM OWNER BEFORE CUTTING AND PATCHING THE FOLLOWING OPERATING BUILDING ELEMENTS OR SAFETY RELATED SYSTEMS: PRIMARY OPERATIONAL SYSTEMS AND EQUIPMENT, AIR OR SMOKE BARRIERS, FIRE PROTECTION SYSTEMS, CONTROL SYSTEMS, COMMUNICATION SYSTEMS, AND ELECTRICAL WIRING SYSTEMS.

28. THE GENERAL CONTRACTOR, SUB-CONTRACTORS AND ALL VENDORS ARE TO VERIFY ALL CLEARANCES (CORRIDORS, STAIRS, ELEVATORS, ETC.) REQUIRED FOR DELIVERIES, PASSAGE OF ALL JOB MATERIALS OR EQUIPMENT. THE OWNER'S PROJECT MANAGER SHALL BE INFORMED OF ANY POTENTIAL OR ACTUAL PROBLEMS WHICH, IN ANY WAY, MIGHT AFFECT WORK, SCHEDULING, ANY VENDORS, SUBCONTRACTORS, ETC. INCLUDING AFTER HOURS DELIVERIES IMPOSED BY OWNER.

29. THE CONTRACTOR SHALL INCLUDE ALL TEMPORARY UTILITIES (IF APPLICABLE) INCLUDING ELECTRICITY CONNECTION, WATER CONNECTION, WIFI AND TELEPHONE IN HIS BIDS.

30. THE GENERAL CONTRACTOR SHALL BE RESPONSIBLE FOR RE-DOING ANY WORK THAT FAILS TO CONFORM TO THE DRAWINGS AND DETAILS AS SHOWN IN THESE CONSTRUCTION DOCUMENTS, AND CORRECT ANY DEFECTS DUE TO FAULTY MATERIALS AND WORKMANSHIP WHICH APPEAR WITHIN ONE YEAR FROM DATE OF MOVE-IN. THESE PROVISIONS APPLY, ALSO, TO WORK DONE BY DIRECT EMPLOYEES OF THE CONTRACTOR, SUB-CONTRACTORS OR VENDORS. NOTHING IN THE ABOVE INTENDS OR IMPLIES THAT THIS RESPONSABILITY SHALL APPLY TO WORK WHICH HAS BEEN ABUSED OR NEGLECTED BY THE OWNER OR HIS SUCCESSOR IN INTEREST.

31. ALL METAL WELDING SHALL BE CONTINUOUS AND SANDED FOR SMOOTH FINISH.

32. ALL METAL MATERIALS THAT REQUIRED SCREWS OR BOLTS SHALL USE THE METAL MATERIAL IN KIND.

33. ARCHITECT HAS FINAL WORDS OF CONFLICTING INSTRUCTIONS IN DRAWINGS. IF G.C. FINDS CONFLICTING INSTRUCTIONS G.C. SHALL NOTIFY THE ARCHITECT PRIOR TO CREATING WORK, FOR ARCHITECT DECISION.

34. ALL CONSTRUCTION SITE SHALL BE EXTREMELY VACUUMED AND CLEANED BEFORE PROJECT DELIVERY TO OWNER. NO DUST WILL BE ACCEPTED.

35. NO STRUCTURAL MEMBER SHALL BE NOTCHED, CUT, ALTERED OR MOVED IN ANY WAY WITHOUT PREVIOUS WRITTEN AUTHORIZATION FROM ARCHITECT OR STRUCTURAL ENGINEER. THERE SHALL BE NO PENETRATIONS IN PRE-STRESSED BEAMS OR JOISTS AND NO DRILLING OR SHOOTING HANGERS OR PINS IN PRE-STRESSED BEAMS OR PRE-CAST JOISTS.

36. IF G.C. ENCOUNTERS MOLD, FUNGUS, TERMITE, AND/OR ANY HAZARD MATERIAL, THEY SHALL SUBMIT A WRITTEN REPORT WITH PICTURES AND IDENTIFY IN A FLOOR PLAN THE LOCATIONS AND SEND TO THE ARCHITECT VIA EMAIL IMMEDIATELY.

37. FOR ALL SPECIFIED PRODUCTS IN THIS DRAWING SET, AN EQUIVALENT PRODUCT IS ALLOWED AS LONG AS IT IS ACCEPTED BY THE PROJECT ARCHITECT THROUGH A SUBMITTAL.

38. G.C. SHALL BE RESPONSIBLE FOR ENSURING THEY RECEIVED THE ASBESTOS AND LEAD REPORTS DURING THE BIDDING PHASE. G.G. SHALL BE RESPONSIBLE FOR CONSIDERING THE PROJECT REQUIREMENTS THESE REPORTS CREATE AND INCLUDE IT IN THEIR BID PROPOSAL.

39. GENERAL CONTRACTOR SHALL PROVIDE EXTENSIVE SIGNING IN WORKING AT PUBLIC AREAS TO WARN WORKERS AND GENERAL PUBLIC ABOUT UNSAFE AREAS. SIGNS SHALL COMPLY WITH OSHA REGULATIONS.

40. PREPARATIONS FOR FACADE CLEANING SHALL DEPEND ON LEAD-CONTAINING PAINT. IF ACCORDING TO THE LEAD REPORT, THE FACADE DOES NOT CONTAIN LEAD PAINT, IT MAY BE CLEANED BY G.C. PRIOR TO PAINTING. IF ACCORDING TO THE LEAD REPORT, THE FACADE DOES CONTAIN LEAD PAINT, IT MUST BE CLEANED ACCORDING TO THE TECHNICAL SPECIFICATIONS FOR THAT PROCEEDURE.

41. THE G.C. SHALL BE RESPONSIBLE FOR PROVIDING FIRE EXTINGUISHERS TYPE ABC DURING THE CONSTRUCTION PROCESS AND HAVE THEM READILY AVAILABLE IN CASE OF FIRE.

42. G.C. SHALL HAVE A CONSTRUCTION FIREMAN, WHO WILL REPORT TO THE CONSTRUCTION FOREMAN AND WILL BE PRESENT AT THE SITE WHEN WELDING AND CUTTING WORK IS BEING PERFORMED. THIS PERSON MUST VERIFY WORK BEING DONE DOES NOT CAUSE FIRES, PAYING SPECIAL ATTENTION TO WORKS THAT CAUSE SPARKS OR MOLTEN METAL, AND THAT COMBUSTIBLE MATERIALS ARE APPROPRIATELY COVERED WITH FIRE BLANKETS AND/OR OTHER APPROPRIATE FIRE PROTECTIVE MEASURES. THE CONSTRUCTION FIREMAN SHALL ALSO BE RESPONSIBLE FOR INSPECTING AND MAINTAINING FIRST AID AND FIRE PROTECTION EQUIPMENT ON SITE.

43. SMOKING ON THE PROJECT SITE IS PROHIBITED. G.C. SHALL DISPLAY NO-SMOKING NOTICES AND TAKE REASONABLE MEASURES SO ENSURE THAT ALL PERSONS ARE AWARE OF THE BAN AND DO NOT SMOKE ON THE PROJECT SITE.

44. G.C. SHALL INSTALL TEMPORARY FIRE DETECTION DEVICES THAT ARE DIRECTLY MONITORED AND ARE IN CLOSE PROXIMITY TO THE AREAS OF THE WORK.

IMPORTANT NOTE:
IT IS RECOMMENDED THAT THE CONSTRUCTION DRAWING SET BE PRINTED IN COLOR AS SOME OF THE PAGES USE COLOR AS A WAY OF DISPLAYING IMPORTANT INFORMATION.

IMPORTANT NOTE
G.C. SHALL CONSIDER THAT ON ALL NOTES, THE WORD "OWNER" REFERS TO THE OWNER'S REPRESENTATIVE.

BIDDING SET

SHEET INDEX

ISSUE DATES		30% SUBMISSION 04/18/2024	60% SUBMISSION 06/27/2024	95% SUBMISSION 09/06/2024	100% SUBMISSION 11/04/2024						
TITLE PAGES											
T-01	TITLE SHEET	○	○	○	●						
T-02	INDEX & GENERAL NOTES	○	○	○	●						
EXISTING											
AM-00	PLANO DE AGRIMENSURA	○	○	○	●						
EX-00	EXISTING SITE PLAN	○	○	○	●						
EX-01	EXISTING FIRST & SECOND FLOOR PLAN	○	○	○	●						
EX-02	EXISTING FIRST & SECOND REFLECTED CEILING PLAN	○	○	○	●						
EX-03	EXISTING ROOF PLAN	○	○	○	●						
EX-04	EXISTING ELEVATIONS & SECTION CUTS	○	○	○	●						
EX-05A	EXISTING CONDITION PHOTOS	○	○	○	●						
EX-05B	EXISTING CONDITION PHOTOS	○	○	○	●						
EX-05C	EXISTING CONDITION PHOTOS	○	○	○	●						
ARCHITECTURAL											
SP-01	PROPOSED SITE PLAN	○	○	○	●						
SP-02	PROPOSED SITE PLAN DETAILS	○	○	○	●						
SP-03	PROPOSED SITE PLAZA DETAILS	○	○	○	●						
A-0.01	EMERGENCY EGRESS FIRST & SECOND FLOOR PLAN			○	●						
A-01	PROPOSED FIRST & SECOND FLOOR PLAN	○	○	○	●						
A-02	PROPOSED FIRST & SECOND REFLECTED CEILING PLAN	○	○	○	●						
A-03	PROPOSED ROOF PLAN & DETAILS	○	○	○	●						
A-04	PROPOSED EXTERIOR ELEVATIONS & SECTION	○	○	○	●						
A-05A	PROPOSED TYPICAL PRIVATE ROOM BLOWUPS	○	○	○	●						
A-05B	PROPOSED ADA ROOM BLOWUPS	○	○	○	●						
A-05C	PROPOSED TYPICAL SUITE ROOM BLOWUPS	○	○	○	●						
A-05C.1	PROPOSED TYPICAL SUITE ROOM KITCHENETTE BLOWUPS	○	○	○	●						
A-05D	PROPOSED FIRST FLOOR LAUNDRY & LOUNGE BLOWUPS	○	○	○	●						
A-05E	PROPOSED SECOND FLOOR LAUNDRY & LOUNGE BLOWUPS	○	○	○	●						
A-06A	PROPOSED TYPICAL PRIVATE ROOM ELEVATIONS	○	○	○	●						
A-06B	PROPOSED TYPICAL SUITE ROOM ELEVATIONS	○	○	○	●						
A-06C	PROPOSED TYPICAL ADA ROOM ELEVATIONS	○	○	○	●						
A-06D	PROPOSED FIRST FLOOR LAUNDRY & LOUNGE ELEVATIONS	○	○	○	●						
A-06E	PROPOSED SECOND FLOOR LAUNDRY & LOUNGE ELEVATIONS	○	○	○	●						
A-07A	PROPOSED TYPICAL PRIVATE ROOM - BATHROOM ELEVATIONS	○	○	○	●						
A-07B	PROPOSED TYPICAL SUITE & ADA ROOM BATHROOM ELEVATIONS	○	○	○	●						
A-08	(PURPOSELY REMOVED FOR FUTURE USE)										
A-08A	INTERIOR STAIR BLOW-UP & DETAILS	○	○	○	●						
A-08B	EMERGENCY STAIR BLOW-UP & DETAILS	○	○	○	●						
A-08C	GENERAL DETAILS			○	●						
A-09	WALL TYPES DETAILS	○	○	○	●						
A-09A	CEILING TYPE DETAILS	○	○	○	●						
A-10	DOORS & WINDOWS SCHEDULE	○	○	○	●						
A-11	FINISH SCHEDULE AND NOTES	○	○	○	●						
A-11A	(PURPOSELY REMOVED FOR FUTURE USE)		○								
ELECTRICAL											
ES-01	SITE PLAN		○	○	●						
ES-02	ONE LINE DIAGRAM & DETAILS			○	●						
ES-03	ELECTRICAL NOTES			○	●						
EL-01	SITE LIGHTING PLAN		○	○	●						
E-101	PROPOSED POWER PLAN		○	○	●						
E-102	PROPOSED LIGHTING PLAN		○	○	●						
E-103	PROPOSED SIGNAL PLAN		○	○	●						
E-104	PANEL & SCHEDULE		○	○	●						
E-105	GENERAL NOTES		○	○	●						
MECHANICAL											
M-00	MECHANICAL SYMBOLS, LEGEND & NOTES		○	○	●						
M-01	MECHANICAL SPECIFICATIONS		○	○	●						
M-02	MECHANICAL HVAC PLAN - FIRST FLOOR & SECOND FLOOR		○	○	●						
M-03	MECHANICAL HVAC PLAN ROOF		○	○	●						
M-04	MECHANICAL DETAILS		○	○	●						
M-05	CONTROL DIAGRAMS		○	○	●						
M-06	MECHANICAL SCHEDULES		○	○	●						
PLUMBING											
P-00	PLUMBING SCHEDULE, SYMBOL & NOTES		○	○	●						
P-01	PLUMBING SPECI

MFS149 FACILITIES TOPOGRAPHIC PLAN

FORT ALLEN NATIONAL GUARD BASE
JUANA DIAZ, PUERTO RICO

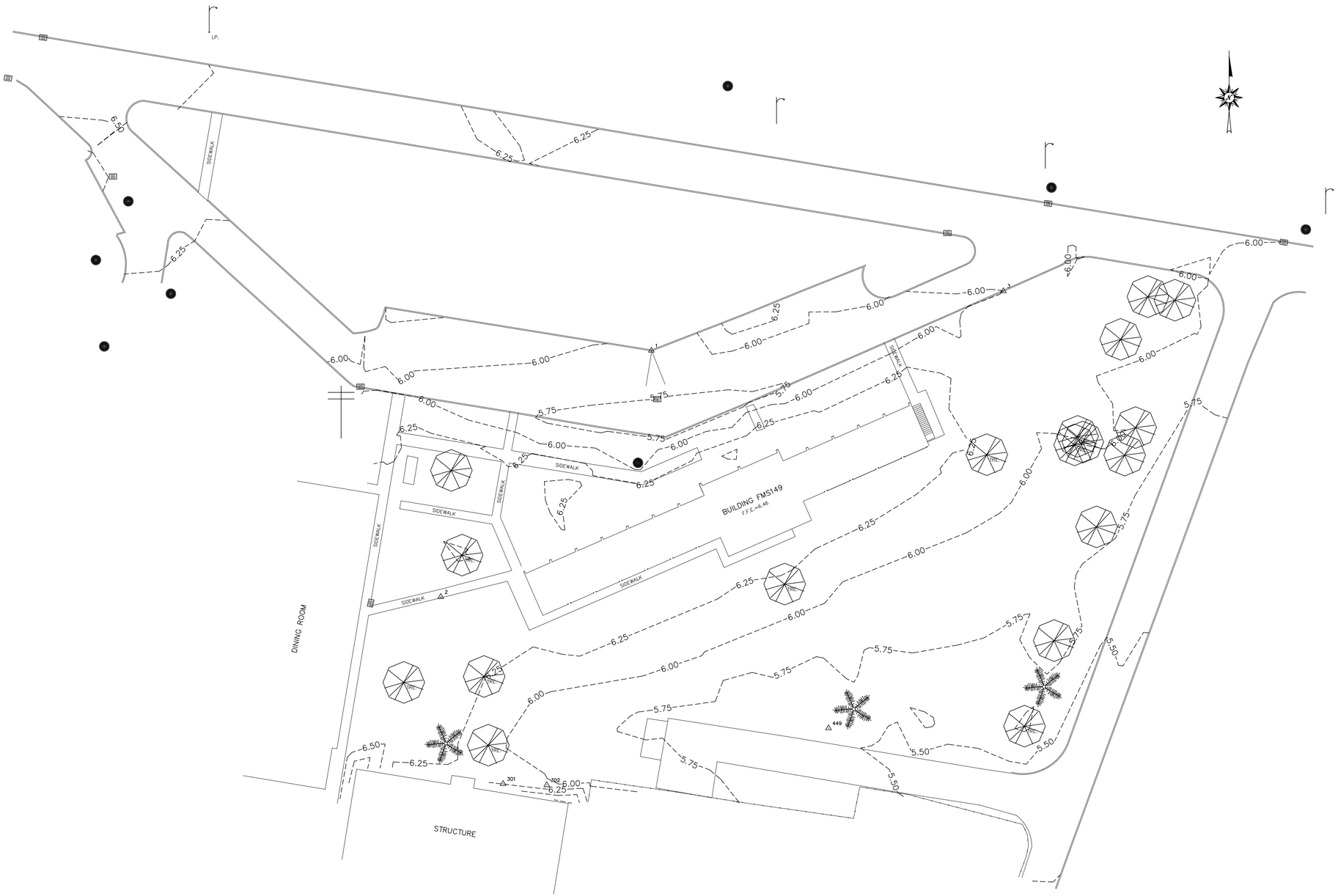

LEGEND:

SYMBOL	DESCRIPTION
	PROPERTY LIMIT
	METAL FENCE
	CYCLONE FENCE
	BARBED WIRED FENCE
100.25	0.25 CONTOUR
	INTERMEDIATE CONTOUR
1 TOPO	SPOT POINT
2	CONTROL POINT
100.00 BENCHMARK	BENCHMARK
4 100.58 VARILLA	BOUNDARY POINTS
	MANHOLE
	STORM SEWER CATCH BASIN
	HEADWALL.
	LIGHTING POLE
	POWER POLE
	TELEPHONE POLE
	TREES
	WATER METER
	ELECTRIC METER

CONTROL STATIONS

STATION	(Y) NORTH	(X) EAST	ELEVATION	DESCRIPTION
1	219062. 4750	193234. 1670	5. 98	STA.
2	219026. 6950	193203. 5690	6. 46	STA.
3	219071. 1190	193285. 2830	6. 08	STA.
301	218999. 5340	193212. 6250	6. 17	STA.
302	218999. 3590	193218. 9700	6. 04	STA.
449	219007. 6202	193259. 8874	5. 55	STA.

NOTES:
1. All distances and elevations are indicated in meters.
2. Coordinales are referred to Lambert NAD83 Rev. NA2011, Epoch 2010.00
3. All elevations are referred to Puerto Rico Vertical Datum PRVD02.
4. A LEICA TCR407 Total Station, TRIMBLE R6 GPS and TRIMBLE TSC3 Data Collector were used for this project.

VICTOR M. SEDA FIGUEROA
AGRIMENSOR LICENCIADO
LIC. 14729
PUERTO RICO

$8

CERTIFICO CORRECTO

VICTOR M. SEDA FIGUEROA
AGRIMENSOR LIC. 14729

PLAN REVISIONS

DATE	DESCRIPTION	BY

V. Seda & Associates, PSC
Land Surveying Consultants

PROJECT: MFS149 FACILITIES - FORT ALLEN NG BASE, JUANA DIAZ
SHEET TITLE: TOPOGRAPHIC PLAN
CASE NUM.

DATE	JAN 30, 2024
DRAWING	V.S.
CHECKED	V.S.
SCALE	1 : 300
FILE	23–155
SHEET NUM.	AM-00

C:\Users\vseda\Dropbox\Surveytec\Activos_Estudios\23155 - ARQUITEG - Topographic Surveys Fort Allen\EDIF 149\23-155 FORT ALLEN - EDIF 149.dwg, 1

SITE DEMOLITION NOTES:

1. PRIOR TO STARTING DEMOLITION, G.C. SHALL TAKE GENERAL AND DETAILED PICTURES OF ALL THE SURROUNDINGS, SPECIALLY THOSE TO REMAIN.
2. GC IS RESPONSIBLE ON KEEPING THE PROJECT CLEAN AND FREE OF TRASH, DIRT, DUST, AND DEBRIS. TRASH AND DEBRIS TO BE REMOVED DAILY. KEEP SITE CLEAN.
3. GC SHALL PROTECT SITE FROM RUNAWAY WATER WITH DEBRIS. PROTECT ALL DRAINS FROM DEBRIS ENTERING IN THE SYSTEM.
4. DURING THE DEMOLITION GC SHALL CONTROL ANY WATER FROM ENTERING THE BUILDING THROUGH ANY ENTRANCE. DAMAGE TO INTERIOR STRUCTURE AND INFRASTRUCTURE IS G.C. SOLE RESPONSIBILITY.
5. ANY ITEMS TO REMAIN SHALL BE PROPERLY PROTECTED DURING THE DEMOLITION AND CONSTRUCTION PROCESS. IF ANY ITEMS, SUCH AS GRASS, SIDEWALKS, CURBS, FACADES, STAIRS, RAILINGS, TREES AND PARKING AREAS GET DAMAGED, THE G.C. SHALL PROPERLY REPAIR OR REPLACE AT NO COST TO THE OWNER.
6. G.C. SHALL PRESERVE ALL TREES AND VEGETATION DURING THE DEMOLITION. ANY DAMAGE TO THEM SHALL REPLACE WITH NEW EQUIVALENT AT NO COST TO OWNER.
7. IF DURING THE DEMOLITION AND/OR CONSTRUCTION PROCESS, ANY PART OF THE WORK AND/OR EXISTING BUILDING GETS DAMAGED, G.C. SHALL RESTORE IT TO ITS ORIGINAL CONDITIONS. AT NO COST TO THE OWNER.
8. G.C. SHALL BE AWARE TO NOT DAMAGE ANY INFRASTRUCTURE THAT MAY BE ON THE VICINITY OR UNDERGROUND DURING THE DEMOLITION PROCESS. PRIOR TO STARTING ANY EXCAVATION, G.C. SHALL CONSULT FOR POTENTIAL UNDERGROUND INFRASTRUCTURE AND SHALL CAREFULLY CONSIDER DURING DEMOLITION. PRIOR TO STARTING SITE DEMOLITION, G.C. SHALL OBTAIN APPROVAL TO START. IF ANY INFRASTRUCTURE TO REMAIN IS DAMAGED, THE G.C. SHALL BE RESPONSIBLE TO REPAIR TO A NEW STATE AT NO COST TO THE OWNER AND LEAVE IN WORKING CONDITIONS.
9. IF DURING THE DEMOLITION PROCESS ANYTHING GETS DAMAGED UNDER THE SOIL, GENERAL CONTRACTOR SHALL BE RESPONSIBLE FOR REPAIRING TO A NEW STATE AT NO COST TO THE OWNER.
10. BESIDES WHAT HAS BEEN IDENTIFIED TO BE DEMOLISHED. G.C. SHALL ALSO TAKE INTO ACCOUNT ALL THE DEMOLITION NECESSARY TO BUILD WHAT IS BEING PROPOSED.
11. GENERAL CONTRACTOR MUST MAINTAIN, SIDEWALK, CURB AND PARKING AREAS DENOTED AS EXISTING DURING CONSTRUCTION WITHIN THE ESTABLISHED PERIMETER.

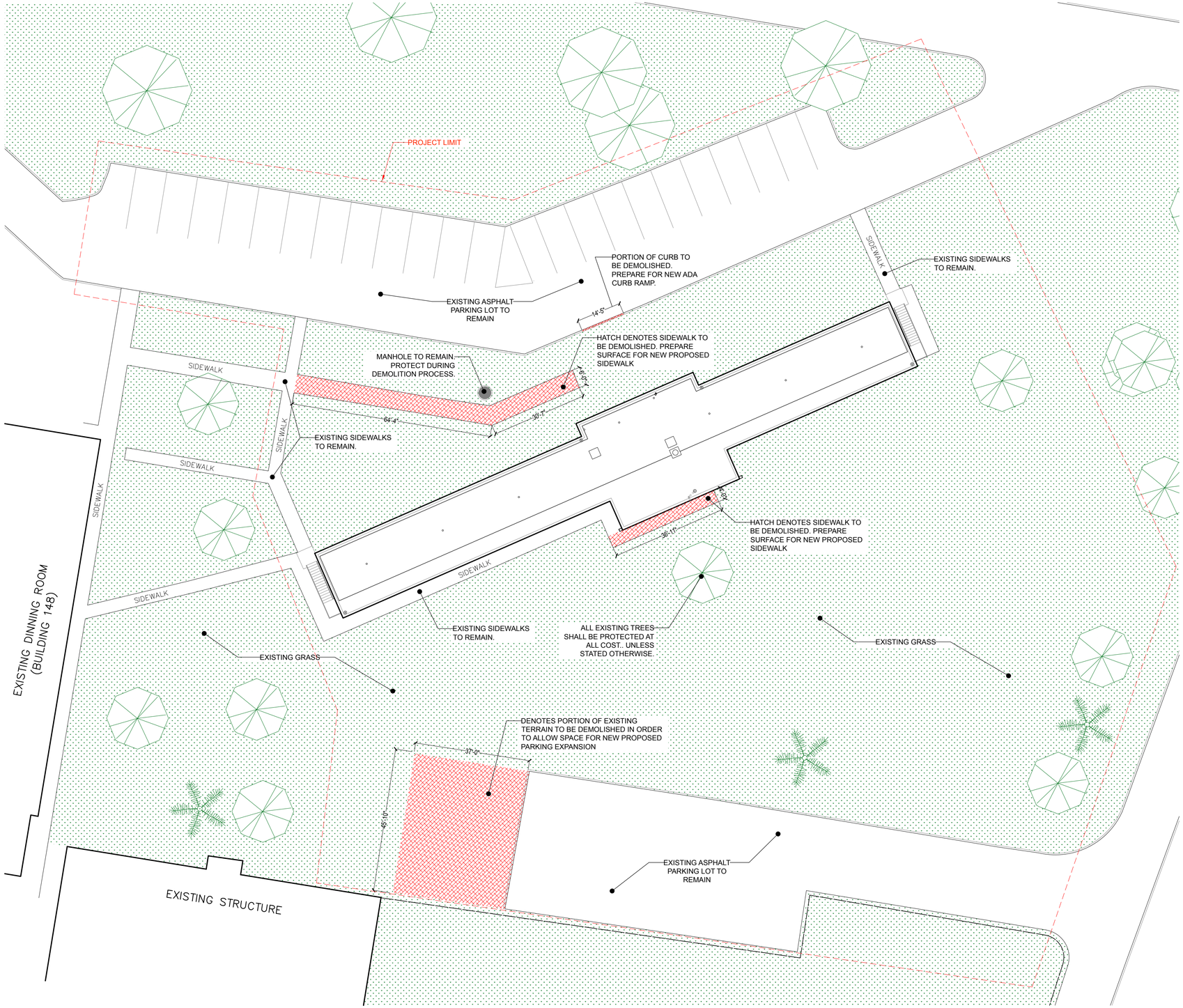

existing site plan showing demolitions

scale: 1/16"=1'-0" (if printed on 24"x36")

CODE COMPLIANCE: THIS PROJECT HAS BEEN DESIGNED IN ACCORDANCE WITH THE PUERTO RICO EXISTING BUILDING CODE 2018 EDITION. CONTRACTORS ARE NOT ALLOWED TO MAKE CHANGES TO THIS PROJECT WITHOUT WRITTEN AUTHORIZATION OF THE ARCHITECT OF RECORD.

Yo, Víctor M. Villegas Durán, Lic. #11445, certifico que soy el profesional que diseño estos planos y las especificaciones complementarias. Además, certifico que los mismos y las mencionadas especificaciones cumplen con las disposiciones de la Ley Núm. 173 de 30 de julio de 1999, y las disposiciones aplicables de los Reglamentos de Planificación y Construcción, Código de Construcción, Vigentes, de las Autoridades de Acueductos y Alcantarillados y Corporaciones Públicas con jurisdicción. Certifico, además, que en la preparación de estos planos y especificaciones se cumplió con la Ley Núm. 76 de 2004, según enmendada, conocida como la "Ley para Fomentar la Participación de Profesionales" y con la (Ley Núm. 319 de 15 de mayo de 1938, según enmendada, Ley Núm. 96 de 6 de julio de 1988, según enmendada, y Ley Núm. 135 de 1967). Reconozco que cualquier declaración falsa o falsificación de los hechos que se haya producido por mí, mis empleados o representantes, y/o por mí, mis agentes o empleados, o por otras personas con mi conocimiento, me hacen responsable de la misma, sujeto a la disciplinaria por la OGPe.

CERTIFIED:

arquiteg
ARQUITECTOS
INGENIEROS
PLANIFICADORES

CONSTRUCTION AND FACILITIES MANAGEMENT OFFICE

PUERTO RICO ARMY NATIONAL GUARD
#552 BORINQUENEER TRAIL, FORT BUCHANAN, PUERTO RICO 00934

PROJECT:
RESTORATION REPAIR OF BUILDING 149, FATC | P/N: 432122
FORT ALLEN TRAINING CENTER, JUANA DIAZ, PUERTO RICO

NO.	DATE	DESCRIPTION
1		

REVISIONS

NO.	DATE	DESCRIPTION

100% BIDDING SET
NOT FOR CONSTRUCTION
BY: V.M.V. DATE: NOV 04, 2024

DESIGN:
VICTOR M. VILLEGAS
ANDRÉS M. VILLEGAS
GILBERTO A. MENDOZA
CARLA G. VILLARRUBIA
ELIAS VALDES
MARIELA SUÁREZ
JUAN CAMILO OSORIO

SUPERVISOR: VICTOR SANCHEZ, P.E.

SHEET NUMBER: EX-00

SHEET TITLE: EXISTING SITE PLAN

SHEET: OF TOTAL SHEETS:

VÍCTOR M. VILLEGAS DURÁN
ARQUITECTO LICENCIADO
LIC. 11445
PUERTO RICO

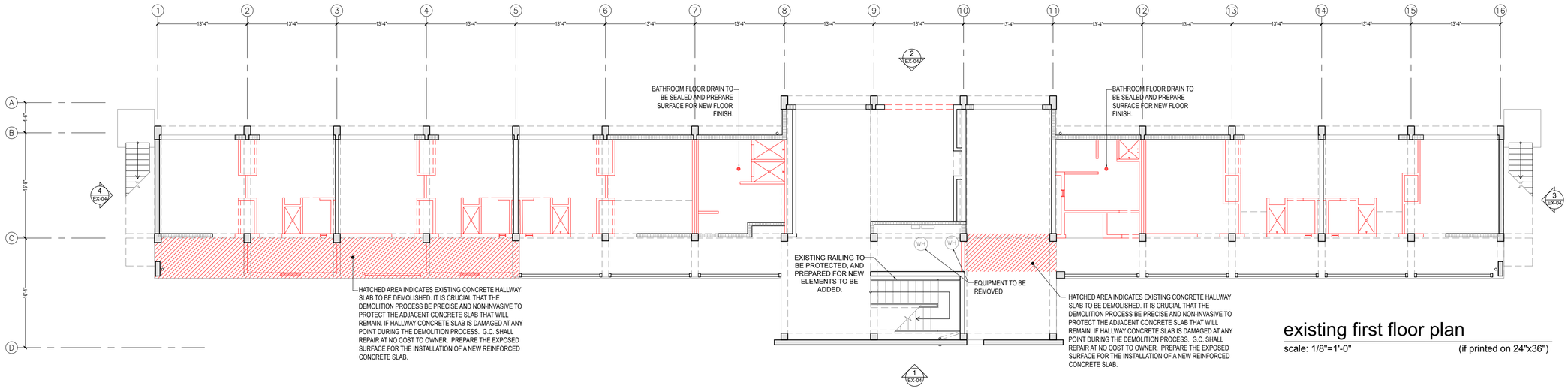

existing first floor plan

scale: 1/8"=1'-0" (if printed on 24"x36")

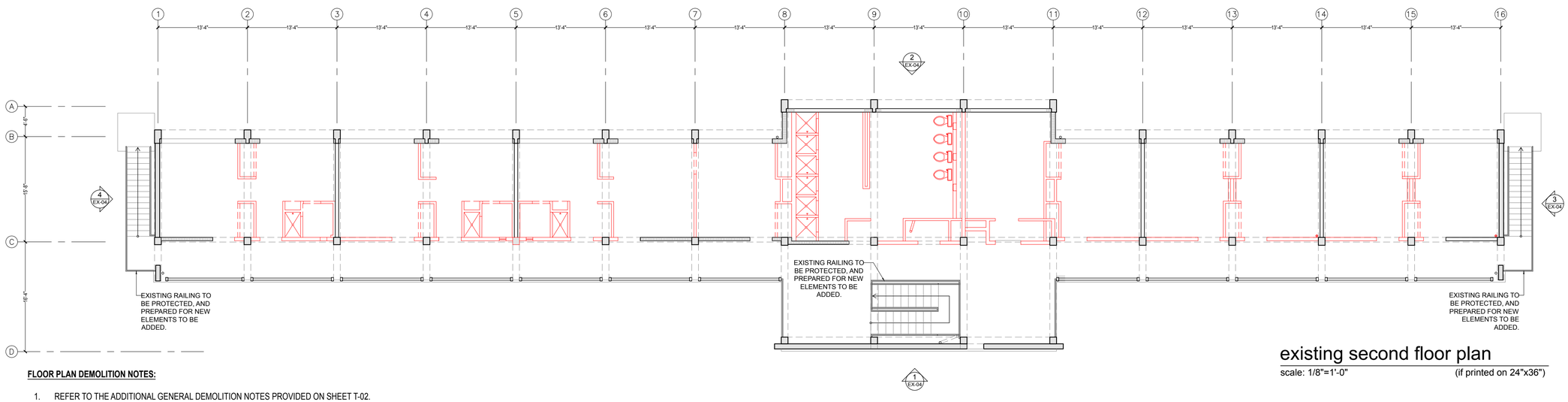

existing second floor plan

scale: 1/8"=1'-0" (if printed on 24"x36")

FLOOR PLAN DEMOLITION NOTES:

1. REFER TO THE ADDITIONAL GENERAL DEMOLITION NOTES PROVIDED ON SHEET T-02.
2. UPON THE COMPLETION OF THE DEMOLITION OF EXISTING WALLS, THE G.C. IS TO PATCH AND REPAIR THE EXISTING CONCRETE FLOOR AND CEILING WHERE WALLS HAVE BEEN REMOVED, ENSURING THAT THE SURFACE IS READY TO RECEIVE THE NEW PROPOSED WALLS.
3. ALL LIGHTING FIXTURES, BATHROOM FIXTURES, BATHROOM ACCESSORIES, CONDUITS, ACOUSTIC CEILING GRID, AND ELECTRICAL EQUIPMENT FOUND THROUGHOUT THE BUILDING SHALL BE DEMOLISHED AND PROPERLY DISPOSED OF UNLESS OTHERWISE SPECIFIED.
4. EXISTING RAIN LEADER PIPES SHALL REMAIN. PAINT WHITE.
5. ALL EXISTING FLOOR TILES, VINYL OR CERAMIC TILE FOUND SHALL BE COMPLETELY REMOVED. SURFACE SHALL BE THOROUGHLY CLEANED AND PREPARED TO RECEIVE NEW PROPOSED FLOOR FINISH AS PER FINISH SCHEDULE.
6. ANY DEMOLITION WORK NOT INDICATED IN THE DRAWINGS BUT DEEMED NECESSARY TO FULFILL THE PROJECT'S SCOPE IS TO BE CARRIED OUT BY THE GENERAL CONTRACTOR AT NO ADDITIONAL COST OR TIME, REGARDLESS OF SCALE.
7. ALL ELECTRICAL OUTLETS, FIRE AND SAFETY DEVICES, INCLUDING BELLS, ARE TO BE DEMOLISHED.
8. ANY EQUIPMENT, ACCESSORIES, OR MATERIALS DESIGNATED TO REMAIN MUST BE ADEQUATELY PROTECTED DURING ALL DEMOLITION AND CONSTRUCTION ACTIVITIES TO PREVENT DAMAGE. DEMOLITION WORK CANNOT COMMENCE UNTIL PROPER PROTECTION MEASURES ARE IN PLACE.
9. ALL SCRAP MATERIAL RESULTING FROM THE DEMOLITION WORK IS TO BE DISPOSED OF IN ACCORDANCE WITH THE OWNER'S INSTRUCTIONS.
10. TRASH AND DEBRIS MUST BE REMOVED FROM THE SITE ON A DAILY BASIS TO MAINTAIN CLEANLINESS. PROVIDE PROOF OF DISPOSAL.
11. ANY DAMAGE INFLICTED ON ANY PART OF THE WORK OR THE EXISTING BUILDING BY THE CONTRACTORS DURING ANY PHASE OF THE PROJECT MUST BE PROMPTLY RESTORED TO ITS ORIGINAL CONDITION AT NO EXPENSE TO THE OWNER.
12. ORNAMENTAL BLOCKS MUST BE PROTECTED FROM DAMAGE DURING THE DEMOLITION PROCESS. IF BY SOME REASON DURING THE DEMOLITION PROCESS DECORATIVE BLOCK WALLS ARE DAMAGED. G.C. SHALL REPAIR ACCORDINGLY AT NO COST TO THE OWNER.
13. THE CONTRACTOR IS RESPONSIBLE FOR REPAIRING ALL SURFACES OF EXISTING WALLS THAT ARE TO REMAIN.
14. SHOULD ANY ELEMENT OF THE PROJECT BE FOUND DAMAGED OR IN IMPROPER CONDITION, THE CONTRACTOR MUST DOCUMENT IT PHOTOGRAPHICALLY AND REPORT IT TO THE ARCHITECT.
15. IN ADDITION TO THE IDENTIFIED DEMOLITION REQUIREMENTS, THE GENERAL CONTRACTOR MUST CONSIDER ALL NECESSARY DEMOLITION WORK REQUIRED TO FACILITATE THE CONSTRUCTION OF THE PROPOSED PROJECT ELEMENTS.
16. ALL RAILINGS SHALL REMAIN, BE PROTECTED AND BE REFURBISHED WITH NEW DESIGN AS PER PROPOSED PLANS.
17. EXISTING CONCRETE FLOORS IN THE HALLWAYS ON THE FIRST AND SECOND FLOORS, AS WELL AS IN THE MAIN ENTRANCE (LOUNGE) ON THE FIRST FLOOR, SHALL BE PROTECTED EXCLUDING THE AREAS THAT HAVE DEMOLITION HATCH. CONCRETE FLOORS MUST BE THOROUGHLY CLEANED AND PREPARED FOR THE NEW EPOXY FINISH, PER THE PROPOSED FINISH SCHEDULE. IF ANY FISSURES ARE PRESENT, THE GENERAL CONTRACTOR (G.C.) SHALL FILL AND SEAL EACH CRACK USING EPOXY MATCHING CONCRETE COLOR BEFORE APPLYING THE NEW FINISH

LEGEND:

- NOT IN CONTRACT
- EXISTING STRUCTURAL WALL
- EXISTING WALLS
- DENOTES ITEMS TO BE DEMOLISHED
- ELEVATION TAG
- SECTION TAG

CODE COMPLIANCE: THIS PROJECT HAS BEEN DESIGNED IN ACCORDANCE WITH THE PUERTO RICO EXISTING BUILDING CODE 2018 EDITION. CONTRACTORS ARE NOT ALLOWED TO MAKE CHANGES TO THIS PROJECT WITHOUT WRITTEN AUTHORIZATION OF THE ARCHITECT OF RECORD.

Yo, Víctor M. Villegas Durán, Lic. #11445, certifico que soy el profesional que diseñó estos planos y las especificaciones complementarias. Además, certifico que estos planos y especificaciones cumplen con las disposiciones aplicables del Reglamento Conjunto, la Ley Orgánica de la Oficina de Gerencia y Permisos y Códigos de Construcción Vigentes de las Corporaciones Públicas con jurisdicción. Certifico, además, que en la preparación de estos planos y especificaciones se ha cumplido substancialmente con lo dispuesto en la Ley Núm. 14 de 8 de enero de 2004, según enmendada, conocida como la "Ley para la Transformación y Flexibilidad Económica" y con la [Ley Núm. 319 de 15 de mayo de 1938, según enmendada, Ley Núm. 96 de 6 de julio de 1988, según enmendada, conocida como "Ley de Arquitectos y Arquitectas de Puerto Rico". Reconozco que cualquier declaración falsa o falsificación de los hechos que se haya producido en la preparación de estos planos y especificaciones por mí, mis agentes o empleados, o por otras personas con mi conocimiento, me hacen responsable de la acción disciplinaria por la OGPe.

CERTIFIED:

arquiteg
ARQUITECTOS
INGENIEROS
PLANIFICADORES

CONSTRUCTION AND FACILITIES MANAGEMENT OFFICE

PUERTO RICO ARMY NATIONAL GUARD
#552 BORINQUEENEER TRAIL, FORT BUCHANAN, PUERTO RICO 00934

PROJECT:
RESTORATION REPAIR OF BUILDING 149, FATC | P/N: 432122
FORT ALLEN TRAINING CENTER, JUANA DIAZ, PUERTO RICO

REVISIONS

NO.	DESCRIPTION	DATE
1		

NO.	DESCRIPTION	DATE

100% BIDDING SET
NOT FOR CONSTRUCTION
BY: V.M.V. DATE: NOV 04, 2024

DESIGN:
VICTOR M. VILLEGAS
ANDRÉS M. VILLEGAS
GILBERTO A. MENDOZA
CARLA G. VILLARRUBIA
ELIAS VALDES
MARIELA SUÁREZ
JUAN CAMILO OSORIO

SUPERVISOR: VICTOR SANCHEZ, P.E.

VICTOR M. VILLEGAS DURAN
ARQUITECTO LICENCIADO
LIC. 11445
PUERTO RICO

SHEET NUMBER:
EX-01

SHEET TITLE:
EXISTING FIRST & SECOND FLOOR PLAN

SHEET: TOTAL SHEETS: OF

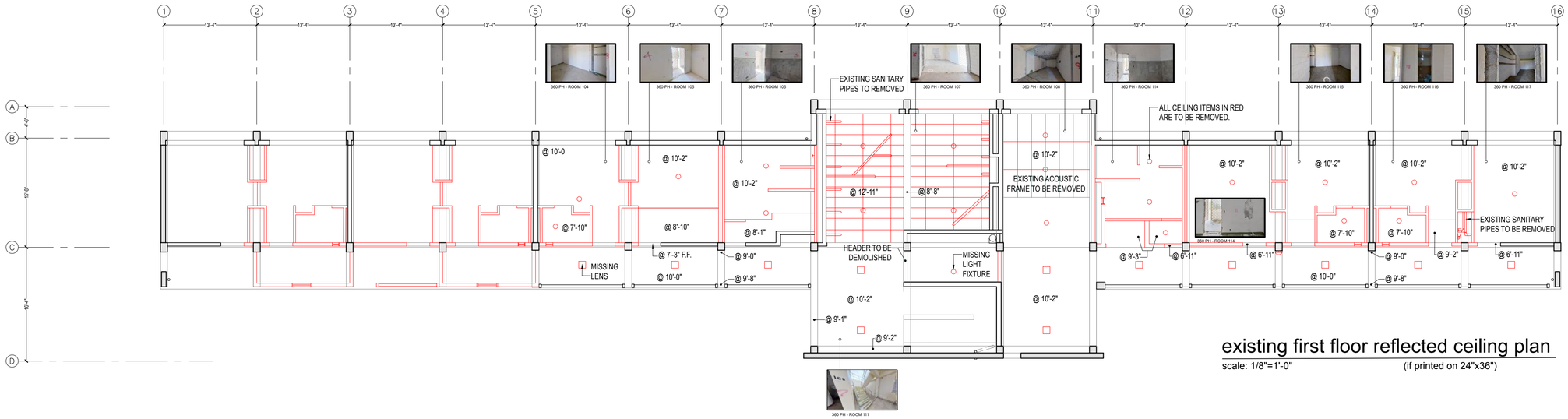

existing first floor reflected ceiling plan

scale: 1/8"=1'-0" (if printed on 24"x36")

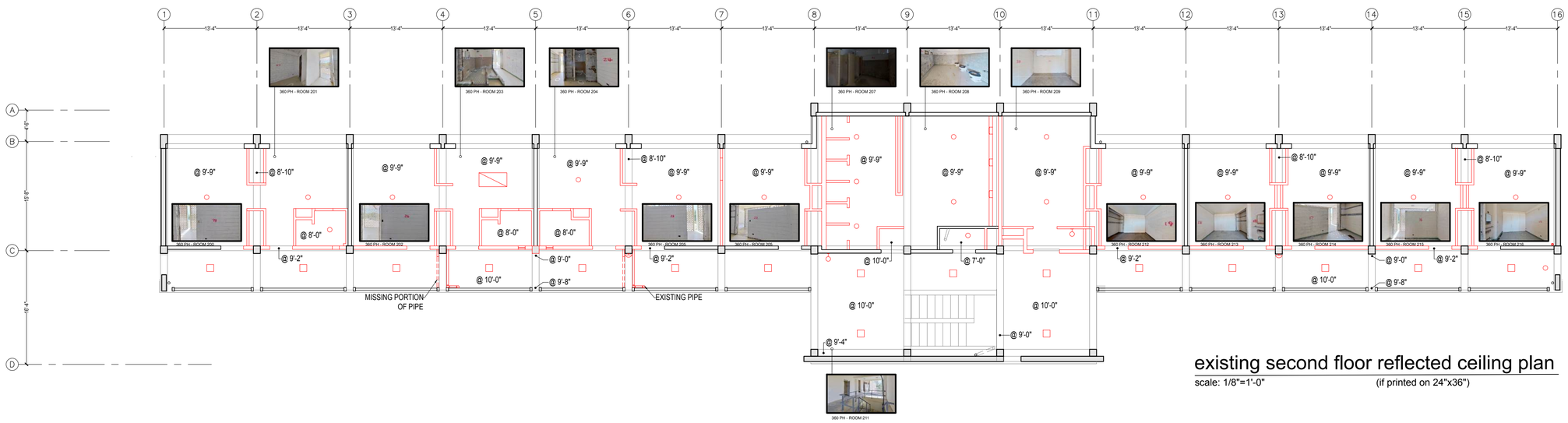

existing second floor reflected ceiling plan

scale: 1/8"=1'-0" (if printed on 24"x36")

REFLECTED CEILING PLAN DEMOLITION NOTES:

1. ALL REFLECTED CEILING ITEMS MARKED IN **RED** SHALL BE REMOVED / DEMOLISHED UNLESS STATED OTHERWISE.
2. EXISTING CONCRETE CEILINGS SHALL BE PRESERVED. CONCRETE CEILINGS CRACKS, HOLES AND DENTS SHALL BE PATCH AND REPAIRED USING SUITABLE EPOXY BASED CONCRETE REPAIR COMPOUND. PREPARE SURFACE FOR NEW CONCRETE CEILING FINISH AS PER FINISH SCHEDULE.

LEGEND:

- SURFACE MOUNTED LIGHT FIXTURE 1'X1' TO BE REMOVED, DISPOSED AND REPLACED WITH NEW IN SAME LOCATION AS PER PROPOSED REFLECTED CEILING AND LIGHT SCHEDULE.
- SURFACE MOUNTED LIGHT FIXTURE
- WALL MOUNTED LIGHT FIXTURE
- 2'X4' LIGHT FIXTURE
- FIRE ALARM BELL ON WALL

VICTOR M. VILLEGAS DURAN
ARQUITECTO LICENCIADO
LIC. 11445
PUERTO RICO

CODE COMPLIANCE: THIS PROJECT HAS BEEN DESIGNED IN ACCORDANCE WITH THE PUERTO RICO EXISTING BUILDING CODE 2018 EDITION. CONTRACTORS ARE NOT ALLOWED TO MAKE CHANGES TO THIS PROJECT WITHOUT WRITTEN AUTHORIZATION OF THE ARCHITECT OF RECORD.

Yo, Víctor M. Villegas Durán, Lic. #11445, certifico que soy el profesional que diseñó estos planos y las especificaciones complementarias. Declaro, bajo mi responsabilidad, que estos planos y especificaciones cumplen con las disposiciones aplicables de la Ley Orgánica de la Junta de Planificación, Reglamento Conjunto y demás disposiciones aplicables de los Reglamentos y Códigos de Construcción Vigentes, aprobados por la Junta de Planificación y la Administración de Reglamentos y Permisos, y Corporaciones Públicas con jurisdicción. Certifico, además, que en la preparación de estos planos y especificaciones he cumplido estrictamente con lo dispuesto en la Ley Núm. 14 de 8 de enero de 2004, según enmendada, conocida como la "Ley para la Innovación, la Calidad y la Productividad" y con la [Ley Núm. 319 de 15 de mayo de 1938, según enmendada; Ley Núm. 96 de 6 de julio de 1960, según enmendada, según aplicable]. Reconozco que cualquier declaración falsa o falsificación de los hechos que se haya producido para la aprobación de estos planos, por parte de mí, mis agentes o empleados, o por otras personas con mi conocimiento, me hacen responsable de la acción administrativa o disciplinaria por la OGPe.

CERTIFIED:

arquiteg
ARQUITECTOS
INGENIEROS
PLANIFICADORES

CONSTRUCTION AND FACILITIES MANAGEMENT OFFICE

PUERTO RICO ARMY NATIONAL GUARD
#552 BORINQUEN ER TRAIL, FORT BUCHANAN, PUERTO RICO 00934

PROJECT:
RESTORATION REPAIR OF BUILDING 149, FATC | P/N: 432122
FORT ALLEN TRAINING CENTER, JUANA DIAZ, PUERTO RICO

REVISIONS

NO.	DESCRIPTION	DATE	NO.	DESCRIPTION	DATE

100% BIDDING SET
NOT FOR CONSTRUCTION
BY: V.M.V. DATE: NOV 04, 2024

DESIGN:
VÍCTOR M. VILLEGAS — ELIAS VALDES
ANDRÉS M. VILLEGAS — MARIELA SUÁREZ
GILBERTO A. MENDOZA — JUAN CAMILO OSORIO
CARLA G. VILLARRUBIA

SUPERVISOR: VICTOR SANCHEZ, P.E.

SHEET NUMBER: EX-02

SHEET TITLE: EXISTING FIRST & SECOND REFLECTED CEILING PLAN

SHEET: TOTAL SHEETS: OF

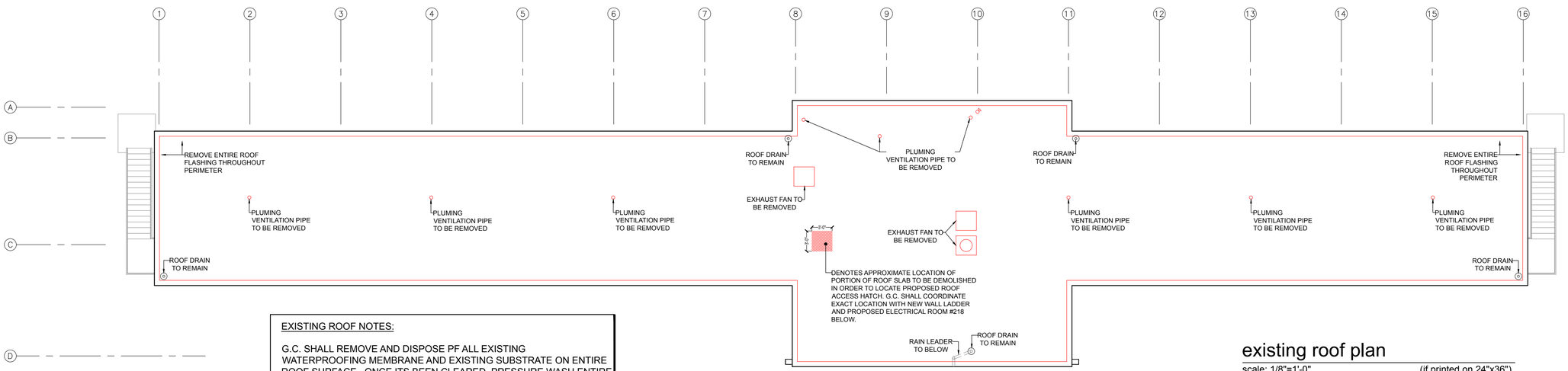

EXISTING ROOF NOTES:

G.C. SHALL REMOVE AND DISPOSE PF ALL EXISTING WATERPROOFING MEMBRANE AND EXISTING SUBSTRATE ON ENTIRE ROOF SURFACE. ONCE ITS BEEN CLEARED, PRESSURE WASH ENTIRE ROOF TO REMOVE ANY DIRT AND DEBRIS. PREPARE SURFACE TO RECEIVE NEW PROPOSED WATERPROOFING MEMBRANE. PROVIDE NEW ROOF FLASHING THOUGHT ENTIRE PERIMETER.

existing roof plan

scale: 1/8"=1'-0" (if printed on 24"x36")

CODE COMPLIANCE: THIS PROJECT HAS BEEN DESIGNED IN ACCORDANCE WITH THE PUERTO RICO EXISTING BUILDING CODE 2018 EDITION. CONTRACTORS ARE NOT ALLOWED TO MAKE CHANGES TO THIS PROJECT WITHOUT WRITTEN AUTHORIZATION OF THE ARCHITECT OF RECORD.

Yo, Víctor M. Villegas Durán, Lic. #11445, certifico que soy el profesional que diseñó estos planos y que la información contenida en estos planos, certifico que entiendo que dichos planos y especificaciones cumplen con las disposiciones aplicables de los Reglamentos y Las Leyes, Corporaciones Públicas con jurisdicción. Certifico, además, que en la preparación de estos planos y especificaciones he cumplido estrictamente con lo dispuesto en la Ley Núm. 14 de 8 de enero de 2004, según enmendada, conocida como la "Ley para la Administración de los Derechos de Los Ciudadanos con la [Ley Núm. 319 de 15 de mayo de 1938, según enmendada; Ley Núm. 96 de 5 de julio de 1978, según enmendada; y Ley Núm. 184 de 3 de agosto de 2004, según enmendada]. Reconozco que cualquier declaración falsa o incompleta en cualquier documento que haya sido por desconocimiento o por negligencia, haya sido por mí, mis agentes o empleados, o por otras personas, es razón suficiente para que me hagan responsable de cualquier acción judicial y disciplinaria por la OGPe.

CERTIFIED:

arquiteg
ARQUITECTOS
INGENIEROS
PLANIFICADORES

CONSTRUCTION AND FACILITIES MANAGEMENT OFFICE

PUERTO RICO ARMY NATIONAL GUARD
#552 BORINQUENEER TRAIL, FORT BUCHANAN, PUERTO RICO 00934

PROJECT:
RESTORATION REPAIR OF BUILDING 149, FATC | P/N: 432122
FORT ALLEN TRAINING CENTER, JUANA DIAZ, PUERTO RICO

REVISIONS

NO.	DESCRIPTION	DATE	NO.	DESCRIPTION	DATE
1					

100% BIDDING SET
NOT FOR CONSTRUCTION
BY: V.M.V. DATE: NOV 04, 2024

DESIGN:
VÍCTOR M. VILLEGAS
ANDRÉS M. VILLEGAS
GILBERTO A. MENDOZA
CARLA G. VILLARRUBIA
ELIAS VALDES
MARIELA SUÁREZ
JUAN CAMILO OSORIO

SUPERVISOR:
VICTOR SANCHEZ, P.E.

VICTOR M. VILLEGAS DURAN
ARQUITECTO LICENCIADO
LIC. 11445
PUERTO RICO

SHEET NUMBER:
EX-03

SHEET TITLE:
EXISTING ROOF PLAN

SHEET: TOTAL SHEETS:
OF

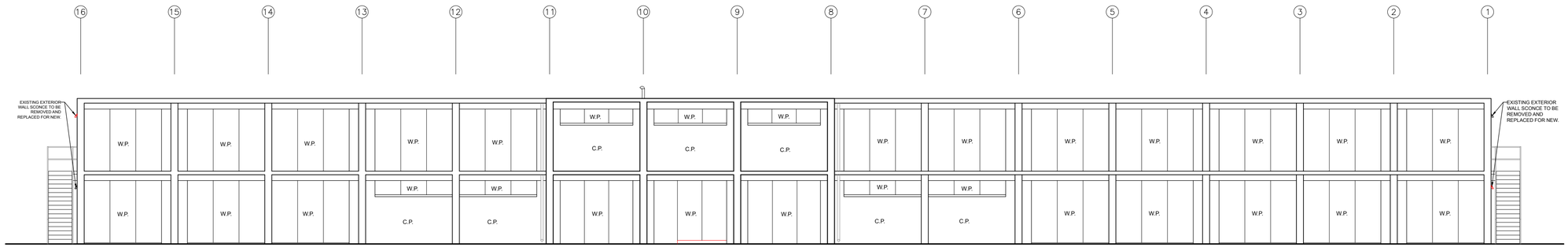

existing north facade

scale: 1/8"=1'-0" (if printed on 24"x36")

1 EX-04

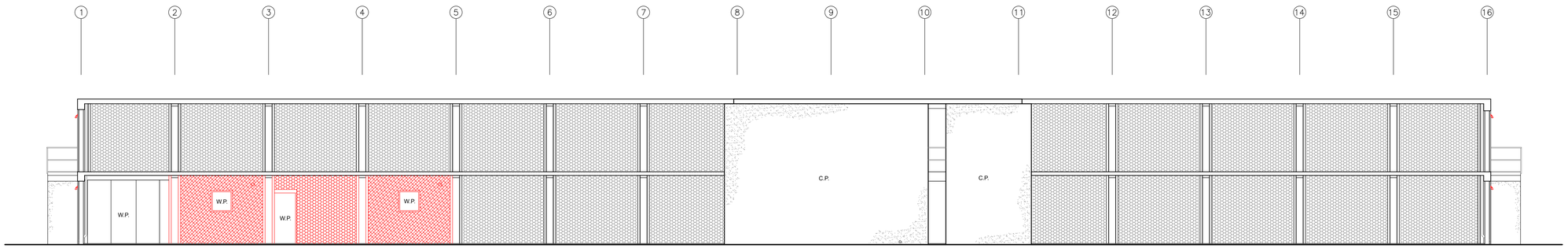

existing south facade

scale: 1/8"=1'-0" (if printed on 24"x36")

2 EX-04

LEGEND:

W.P. WOOD PANELS. TO BE REMOVED.PREPARE SURFACE FOR NEW PROPOSED WINDOWS

C.P. CEMENT PLASTER WALL. PREPARE WALL FOR NEW PAINT FINISH AS PER FINISH SCHEDULE.

COLOR **RED**, DENOTES TO BE DEMOLISHED.

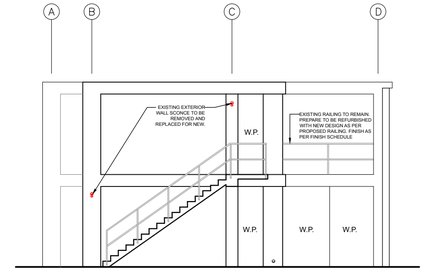

existing left elevation

scale: 1/8"=1'-0" (if printed on 24"x36")

4 EX-04

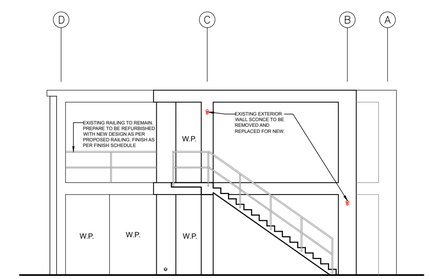

existing right elevation

scale: 1/8"=1'-0" (if printed on 24"x36")

3 EX-04

CODE COMPLIANCE: THIS PROJECT HAS BEEN DESIGNED IN ACCORDANCE WITH THE PUERTO RICO EXISTING BUILDING CODE 2018 EDITION. CONTRACTORS ARE NOT ALLOWED TO MAKE CHANGES TO THIS PROJECT WITHOUT WRITTEN AUTHORIZATION OF THE ARCHITECT OF RECORD.

VICTOR M. VILLEGAS DURAN
ARQUITECTO LICENCIADO
LIC. 11445
PUERTO RICO

Yo, Víctor M. Villegas Durán, Lic. #11445, certifico que soy el profesional que diseñó estos planos y las especificaciones complementarias. También, certifico que estos planos y las especificaciones cumplen con las disposiciones aplicables del Reglamento Conjunto y las disposiciones aplicables del Reglamento de Planificación y Zonificación de Puerto Rico, Códigos de Construcción Vigentes de las Agencias, Reglamentaciones Conjuntas y Reglamentaciones o Códigos de Prevención de Incendios, y además, que en la preparación de estos planos y su ejecución se cumplirá con la Ley Núm. 76 de 5 de junio de 2000, según enmendada, conocida como la "Ley para la Industria de la Construcción de Puerto Rico" y con la (Ley Núm. 319 de 15 de mayo de 1938, según enmendada, Ley Núm. 96 de 6 de julio de 1988, según enmendada, conocida como "Ley de Arquitectos y Arquitectas de Puerto Rico"). Reconozco que cualquier declaración falsa o falsificación de los hechos que se haya producido por desconocimiento o por deliberada intención por mí, mis agentes o empleados, o por otras personas con mi conocimiento, me hacen responsable de conducta unprofesional y sujeto a disciplinaria por la OGPe.

CERTIFIED:

arquiteg
ARQUITECTOS
INGENIEROS
PLANIFICADORES

CONSTRUCTION AND FACILITIES MANAGEMENT OFFICE

PUERTO RICO ARMY NATIONAL GUARD

#552 BORINQUENER TRAIL, FORT BUCHANAN, PUERTO RICO 00934

PROJECT:

RESTORATION REPAIR OF BUILDING 149, FATC | P/N: 432122
FORT ALLEN TRAINING CENTER, JUANA DIAZ, PUERTO RICO

NO.	DATE	REVISIONS	DESCRIPTION

NO.	DESCRIPTION	DATE

100% BIDDING SET
NOT FOR CONSTRUCTION
BY: V.M.V. DATE: NOV 04, 2024

DESIGN:
VÍCTOR M. VILLEGAS
ANDRÉS M. VILLEGAS
GILBERTO A. MENDOZA
CARLA G. VILLARRUBIA
ELIAS VALDES
MARIELA SUÁREZ
JUAN CAMILO OSORIO

SUPERVISOR: VICTOR SANCHEZ, P.E.

SHEET NUMBER: EX-04

SHEET TITLE: EXISTING EXTERIOR ELEVATIONS

SHEET: TOTAL SHEETS: OF

/Volumes/RAID DATA/ACTIVOS/PORT ALLEN - BUILDING 149/PLANOS/CONSTRUCCION/EX-04 EXISTING ELEVATIONS & SECTION CUTS.dwg Sat Nov 2 12:40:18 2024, BY DesignJet T630 24-in(ROTOR.PC3

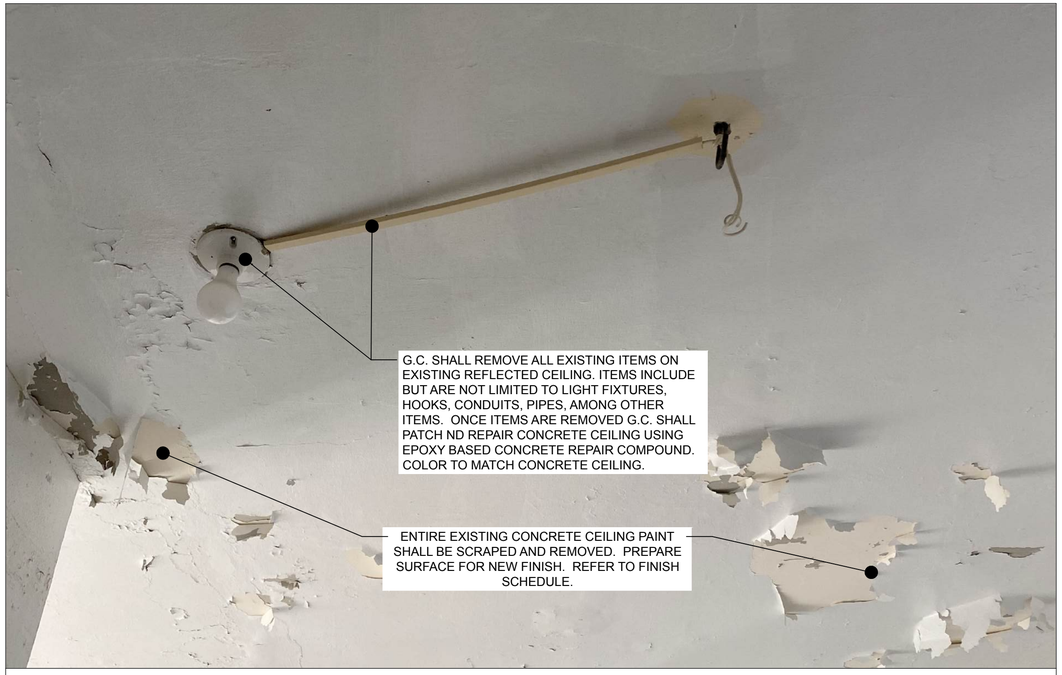

TYPICAL CEILING

NOTES APPLY TO THE ENTIRE BUILDING.

TYPICAL EXISTING BATHROOM

NOTES APPLY TO THE ENTIRE BUILDING.



BUILDING EXTERIOR

NOTES APPLY TO THE ENTIRE BUILDING.

EXISTING ROOF

NOTES APPLY TO THE ENTIRE BUILDING ROOF

VICTOR M. VILLEGAS DURAN
ARQUITECTO LICENCIADO
LIC. 11445
PUERTO RICO

CODE COMPLIANCE: THIS PROJECT HAS BEEN DESIGNED IN ACCORDANCE WITH THE PUERTO RICO EXISTING BUILDING CODE 2018 EDITION. CONTRACTORS ARE NOT ALLOWED TO MAKE CHANGES TO THIS PROJECT WITHOUT WRITTEN AUTHORIZATION OF THE ARCHITECT OF RECORD.

Yo, Víctor M. Villegas Durán. Lic. #11445, certifico que soy el profesional que diseñó estos planos y las especificaciones complementarias. Además, certifico que estos planos y especificaciones cumplen con las disposiciones aplicables del Reglamento Conjunto, las Ordenanzas de Junta Reguladora, y/o Códigos de Construcción Vigentes de las Corporaciones Públicas con jurisdicción. Certifico, además, que en la preparación de estos planos y especificaciones no he violado ningún derecho de autor según establecido en la Ley Núm. 14 de 8 de enero de 2004, según enmendada, conocida como la "Ley para la Transición de Puerto Rico a la Sociedad y Economía del Conocimiento", y/o violado la Ley Núm. 319 de 15 de mayo de 1938, según enmendada, Ley Núm. 96 de 6 de julio de 1988, según enmendada, y/o cualquier otra ley. Reconozco que cualquier declaración falsa o falsificación de los hechos que se haya producido en la preparación de estos planos y especificaciones por mí, mis agentes o empleados, o por otras personas con mi conocimiento, me hacen responsable de cualquier acción disciplinaria por la OGPe, penal y

CERTIFIED:

arquiteg
ARQUITECTOS
INGENIEROS
PLANIFICADORES

CONSTRUCTION AND FACILITIES MANAGEMENT OFFICE

PUERTO RICO ARMY NATIONAL GUARD
#552 BORINQUENEER TRAIL, FORT BUCHANAN, PUERTO RICO 00934

PROJECT:
RESTORATION REPAIR OF BUILDING 149, FATC | P/N: 432122
FORT ALLEN TRAINING CENTER, JUANA DIAZ, PUERTO RICO

REVISIONS

NO.	DESCRIPTION	DATE	NO.	DESCRIPTION	DATE
1					

100% BIDDING SET
NOT FOR CONSTRUCTION
BY: V.M.V. DATE: NOV 04, 2024

DESIGN:
VÍCTOR M. VILLEGAS, ANDRÉS M. VILLEGAS, GILBERTO A. MENDOZA, CARLA G. VILLARRUBIA, ELIAS VALDES, MARIELA SUÁREZ, JUAN CAMILO OSORIO

SUPERVISOR: VICTOR SANCHEZ, P.E.

SHEET NUMBER:
EX-05A

SHEET TITLE:
EXISTING CONDITIONS

SHEET: TOTAL SHEETS: OF

ROOF DRAIN CAP / LOCATION

NOTES APPLY TO ALL ROOF DRAINS.

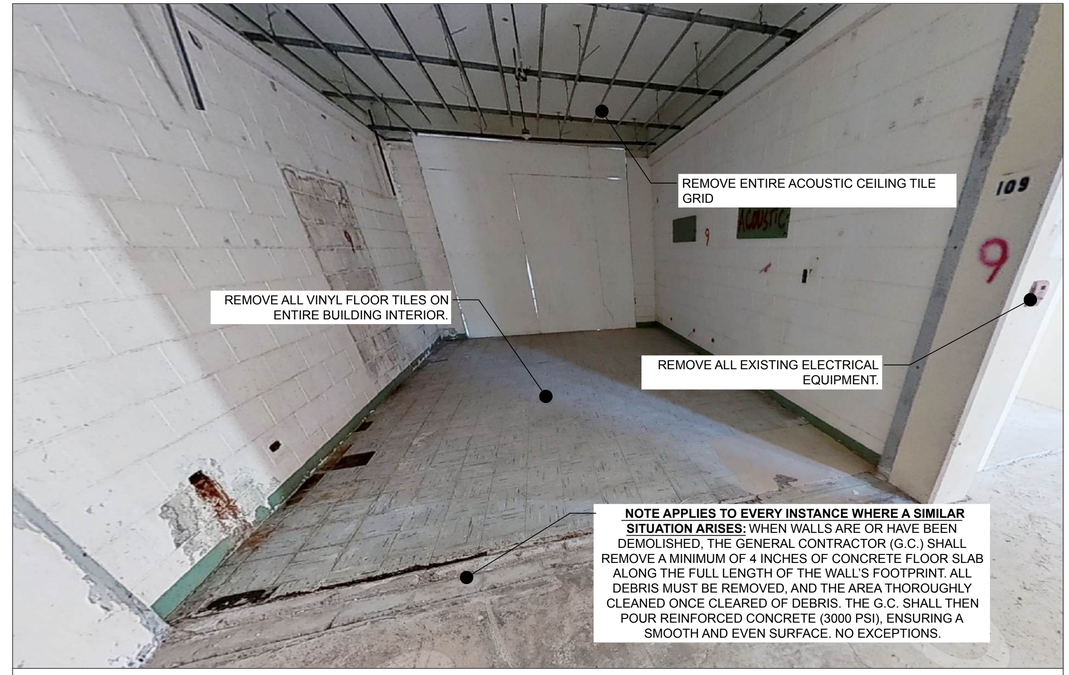

EXISTING BUILDING INTERIOR

NOTES APPLY TO ENTIRE BUILDING INTERIOR

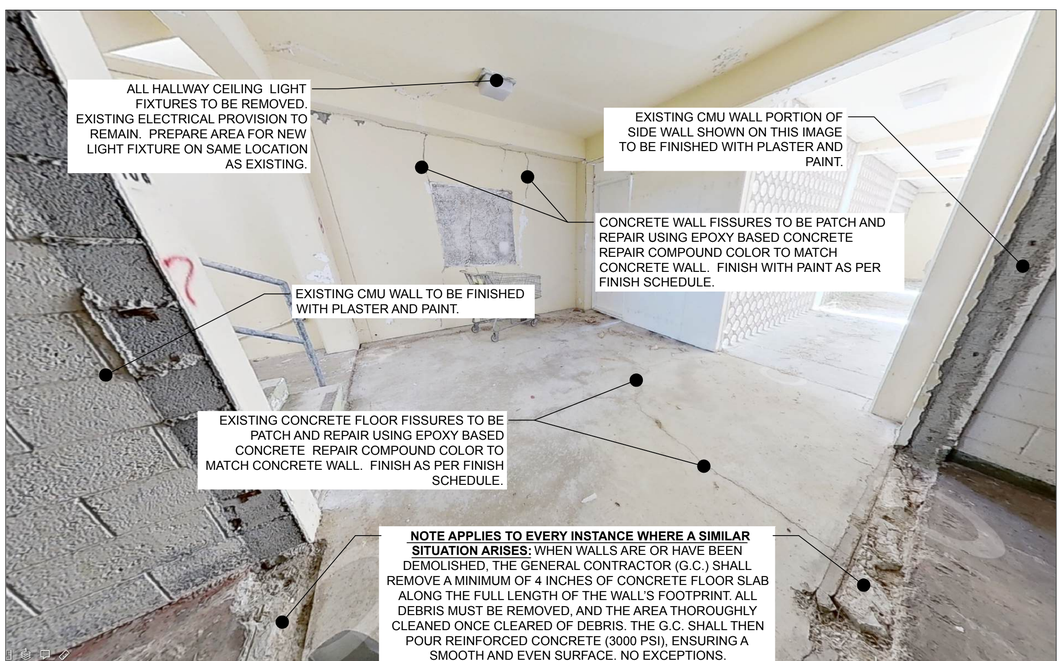

EXISTING BUILDING INTERIOR

NOTES APPLY TO ENTIRE BUILDING INTERIOR

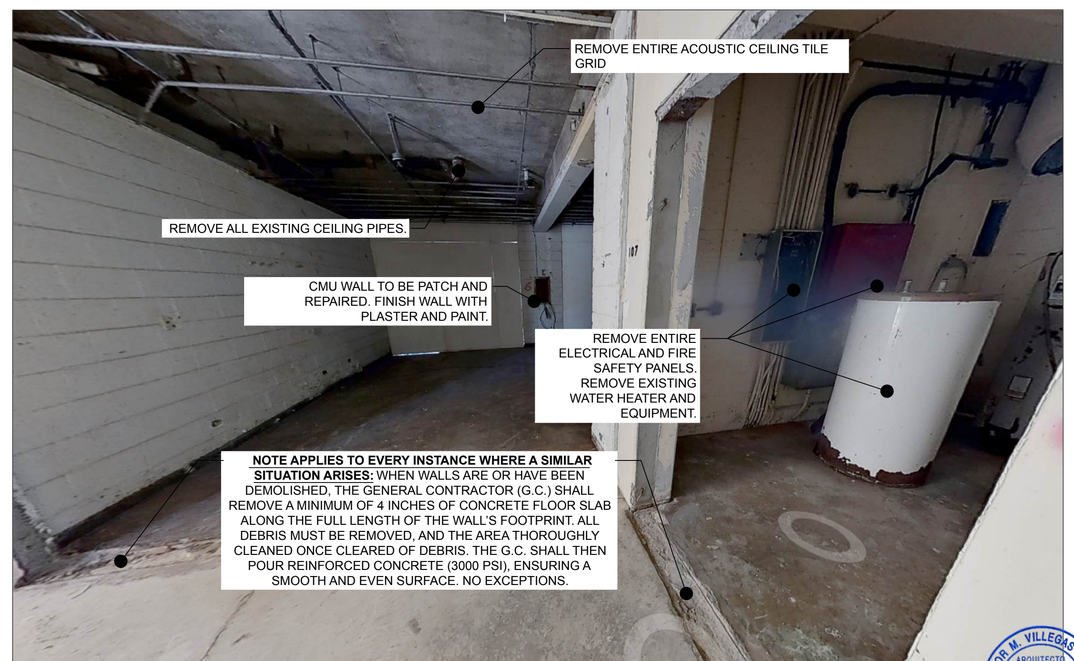

EXISTING BUILDING INTERIOR

NOTES APPLY TO ENTIRE BUILDING INTERIOR

CODE COMPLIANCE: THIS PROJECT HAS BEEN DESIGNED IN ACCORDANCE WITH THE PUERTO RICO EXISTING BUILDING CODE 2018 EDITION. CONTRACTORS ARE NOT ALLOWED TO MAKE CHANGES TO THIS PROJECT WITHOUT WRITTEN AUTHORIZATION OF THE ARCHITECT OF RECORD.

Yo, Víctor M. Villegas Durán. Lic. #11445, certifico que soy el profesional que diseñó estos planos y las especificaciones complementarias. Además, certifico que estos planos y especificaciones cumplen con las disposiciones aplicables del Reglamento Conjunto, las Ordenanzas Municipales, los Reglamentos y Códigos de Construcción Vigentes de las Agencias Reguladoras Gubernamentales y Corporaciones Públicas con jurisdicción. Certifico, además, que en la preparación de estos planos y especificaciones se ha dado cumplimiento a lo dispuesto en la Ley Núm. 14 de 8 de enero de 2004, según enmendada, conocida como la "Ley para la Administración de Derechos Laborales" y con la [Ley Núm. 319 de 15 de mayo de 1938, según enmendada, Ley Núm. 96 de 6 de julio de 1988, según enmendada, conocida como "Ley de Fiscalización de los hechos que se haya producido en la construcción de la obra por parte de mí, mis agentes o empleados, o por otras personas con mi conocimiento, me hacen responsable de cualquier falsedad, parcial, y disciplinaria por la OCPe.

CERTIFIED:

arquiteg
ARQUITECTOS
INGENIEROS
PLANIFICADORES

CONSTRUCTION AND FACILITIES MANAGEMENT OFFICE

PUERTO RICO ARMY NATIONAL GUARD
#552 BORINQUENEER TRAIL, FORT BUCHANAN, PUERTO RICO 00934

PROJECT:
RESTORATION REPAIR OF BUILDING 149, FATC | P/N: 432122
FORT ALLEN TRAINING CENTER, JUANA DIAZ, PUERTO RICO

NO.	DESCRIPTION
1	

REVISIONS

NO.	DATE	DESCRIPTION	DATE

100% BIDDING SET
NOT FOR CONSTRUCTION
BY: V.M.V. DATE: NOV 04, 2024

DESIGN:
VÍCTOR M. VILLEGAS
ANDRÉS M. VILLEGAS
GILBERTO A. MENDOZA
CARLA G. VILLARRUBIA
ELIAS VALDES
MARIELA SUÁREZ
JUAN CAMILO OSORIO

SUPERVISOR:
VICTOR SANCHEZ, P.E.

VICTOR M. VILLEGAS DURAN
ARQUITECTO LICENCIADO
LIC. 11445
PUERTO RICO

SHEET NUMBER:
EX-05B

SHEET TITLE:
EXISTING CONDITIONS

SHEET: | TOTAL SHEETS: OF



EXISTING BUILDING INTERIOR

NOTES APPLY TO ENTIRE BUILDING INTERIOR



EXISTING BUILDING EXTERIOR - SIDE

NOTES APPLY TO ENTIRE BUILDING EXTERIOR

EXISTING BUILDING INTERIOR

NOTES APPLY TO ENTIRE BUILDING INTERIOR

EXISTING BUILDING EXTERIOR

NOTES APPLY TO ENTIRE BUILDING EXTERIOR

CODE COMPLIANCE: THIS PROJECT HAS BEEN DESIGNED IN ACCORDANCE WITH THE PUERTO RICO EXISTING BUILDING CODE 2018 EDITION. CONTRACTORS ARE NOT ALLOWED TO MAKE CHANGES TO THIS PROJECT WITHOUT WRITTEN AUTHORIZATION OF THE ARCHITECT OF RECORD.

Yo, Víctor M. Villegas Durán, Lic. #11445, certifico que soy el profesional que diseñó estos planos y las especificaciones complementarias. Además, certifico que estos planos y especificaciones cumplen con las disposiciones aplicables del Reglamento Conjunto, los Reglamentos de los Programas de Permisos, los Códigos de Construcción Vigentes de las Agencias, Juntas Reguladoras, Administración y Corporaciones Públicas con jurisdicción. Certifico, además, que en la preparación de estos planos y especificaciones, me ajuste a la política pública con lo dispuesto en la Ley Núm. 14 de 8 de enero de 2004, según enmendada, conocida como la "Ley para la Administración y Transformación de Recursos Humanos en el Gobierno de Puerto Rico" y con la [Ley Núm. 319 de 15 de mayo de 1938, según enmendada; Ley Núm. 96 de 6 de julio de 1978, según enmendada, conocida como la "Ley Reconozco que cualquier declaración falsa o falsificación de los hechos que se haya producido para la aprobación de estos planos y especificaciones por mí, mis agentes o empleados, o por otras personas con mi conocimiento, me hacen responsable de cualquier acción disciplinaria por la OGPe, penal, y

CERTIFIED:

arquiteg
ARQUITECTOS
INGENIEROS
PLANIFICADORES

CONSTRUCTION AND FACILITIES MANAGEMENT OFFICE

PUERTO RICO ARMY NATIONAL GUARD
#552 BORINQUENEER TRAIL, FORT BUCHANAN, PUERTO RICO 00934

PROJECT:
RESTORATION REPAIR OF BUILDING 149, FATC | P/N: 432122
FORT ALLEN TRAINING CENTER, JUANA DIAZ, PUERTO RICO

REVISIONS

NO.	DESCRIPTION	DATE	NO.	DESCRIPTION	DATE
1					

100% BIDDING SET
NOT FOR CONSTRUCTION
BY: V.M.V. DATE: NOV 04, 2024

DESIGN:
VÍCTOR M. VILLEGAS
ANDRÉS M. VILLEGAS
GILBERTO A. MENDOZA
CARLA G. VILLARRUBIA
ELIAS VALDES
MARIELA SUÁREZ
JUAN CAMILO OSORIO

SUPERVISOR: VICTOR SANCHEZ, P.E.

SHEET NUMBER:
EX-05C

SHEET TITLE:
EXISTING CONDITIONS

SHEET: | TOTAL SHEETS: OF

VICTOR M. VILLEGAS DURAN
ARQUITECTO LICENCIADO
LIC. 11445
PUERTO RICO

LEGEND:

- DENOTES NEW SIDEWALK/PARKING
- PROJECT LIMIT
- DENOTES DETAIL (X / X-XX)
- DENOTES LIGHT FIXTURE TAG (X)
- DENOTES BLOWUPS
- DENOTES TILE. SEE FINISH SCHEDULE
- DENOTES NEW PARKING CURBS
- DENOTES GRASS. NEW GRASS SHALL BE ZOYSIA MANILA TYPE.

proposed site plan

scale: 1/16"=1'-0" (if printed on 24"x36")

CODE COMPLIANCE: THIS PROJECT HAS BEEN DESIGNED IN ACCORDANCE WITH THE PUERTO RICO EXISTING BUILDING CODE 2018 EDITION. CONTRACTORS ARE NOT ALLOWED TO MAKE CHANGES TO THIS PROJECT WITHOUT WRITTEN AUTHORIZATION OF THE ARCHITECT OF RECORD.

Yo, Víctor M. Villegas Durán, Lic. #11445, certifico que soy el profesional que diseñó estos planos y que especificaciones complementarias. También, certifico que estos planos y especificaciones cumplen con las disposiciones aplicables de los Reglamentos y Códigos de Construcción Vigentes de las Agencias, Juntas Reglamentadoras, Juntas y Corporaciones Públicas con jurisdicción. Certifico, además, que en la preparación de estos planos y especificaciones, se cumplió con lo dispuesto en lo dispuesto en la Ley Núm. 14 de 8 de enero de 2004, según enmendada, conocida como la "Ley para la Innovación, la Calidad y la Seguridad en la Construcción Puertorriqueña" y con la [Ley Núm. 319 de 15 de mayo de 1938, según enmendada, Ley Núm. 96 de 6 de julio de 1988, según enmendada, y demás aplicables]. Reconozco que cualquier declaración falsa o falsificación de los hechos que se haya producido para la aprobación de estos planos, por parte de mí, mis agentes o empleados, o por otras personas con mi conocimiento, me hacen responsable de la acción disciplinaria, judicial, y disciplinaria por la OGPe.

CERTIFIED:

arquiteg
ARQUITECTOS
INGENIEROS
PLANIFICADORES

CONSTRUCTION AND FACILITIES MANAGEMENT OFFICE

PUERTO RICO ARMY NATIONAL GUARD
#552 BORINQUENEER TRAIL, FORT BUCHANAN, PUERTO RICO 00934

PROJECT:
RESTORATION REPAIR OF BUILDING 149, FATC | P/N: 432122
FORT ALLEN TRAINING CENTER, JUANA DIAZ, PUERTO RICO

NO.	DESCRIPTION	REVISIONS	DATE
1			

100% BIDDING SET
NOT FOR CONSTRUCTION
BY: V.M.V. DATE: NOV 04, 2024

DESIGN:
VICTOR M. VILLEGAS, ANDRÉS M. VILLEGAS, GILBERTO A. MENDOZA, CARLA G. VILLARRUBIA, ELIAS VALDES, MARIELA SUÁREZ, JUAN CAMILO OSORIO

SUPERVISOR: VICTOR SANCHEZ, P.E.

SHEET NUMBER: SP-01

SHEET TITLE: PROPOSED SITE PLAN

SHEET: TOTAL SHEETS: OF

VICTOR M. VILLEGAS DURAN ARQUITECTO LICENCIADO LIC. 11445 PUERTO RICO

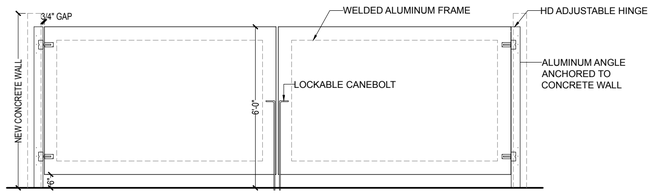

TRASH ENCLOSURE GATE NOTES:

1. 1-1/2" X 5-1/2" WELDED ALUMINUM FRAME.
2. TWO $\frac{3}{8}$" THICK, 6" X 6" X 78" ALUMINUM ANGLE ANCHORED TO CONCRETE WALL.
3. $\frac{3}{8}$" X 1" U-CHANNEL INFILL FRAME.
4. $\frac{3}{8}$" X 6" SNAP LOCK TONGUE & GROOVE ALUMINUM INFILL. COLOR TO BE SELECTED BY ARCHITECT.
5. 4 HD ADJUSTABLE HINGES FOR 2" GATE SIDE.
6. 2 LOCKABLE DROP PIN CANE BOLT.
7. GUSSETS AND SCREWS VISIBLE ONLY FROM BACK SIDE OF GATE.

trash enclosure gate elevation
scale: 3/8"=1'-0" — 10 / SP-02

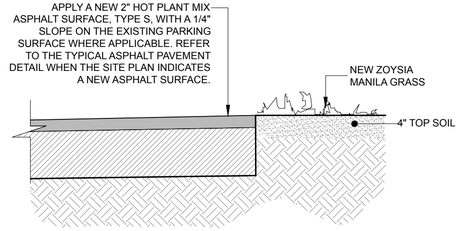

curb detail mkd
scale: 1"=1'-0" — 4 / SP-02

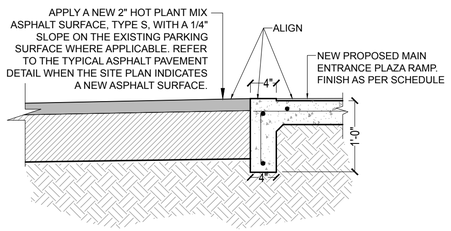

curb detail mkd
scale: 1"=1'-0" — 14 / SP-02

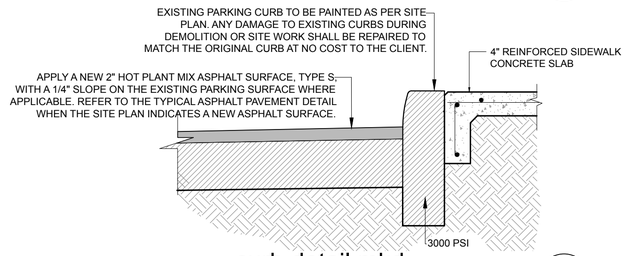

curb detail mkd
scale: 1"=1'-0" — 5 / SP-02

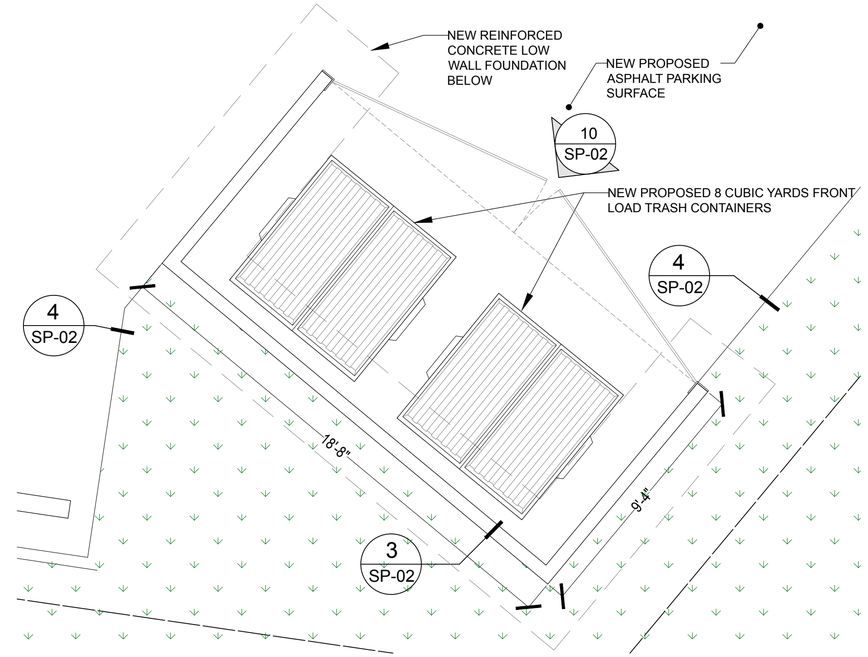

plan detail - trash enclosure
scale: 3/8"=1'-0" (if printed on 24"x36") — 1 / SP-02

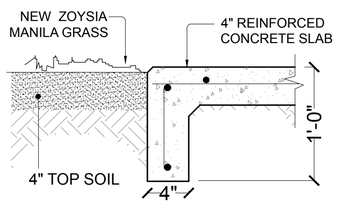

sidewalk detail mkd
scale: 1"=1'-0" — 11 / SP-02

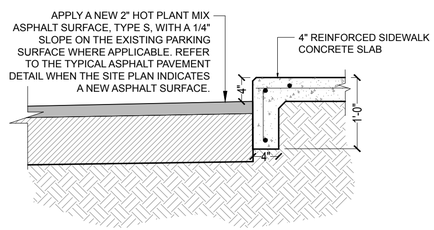

curb detail mkd
scale: 1"=1'-0" — 8 / SP-02

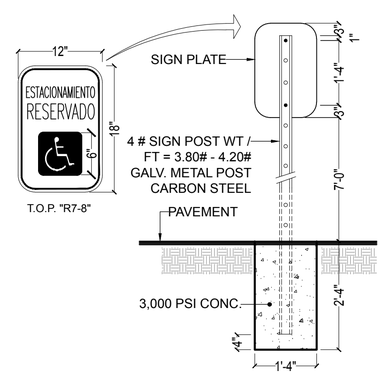

handicap parking sign
scale: not to scale — 6 / SP-02

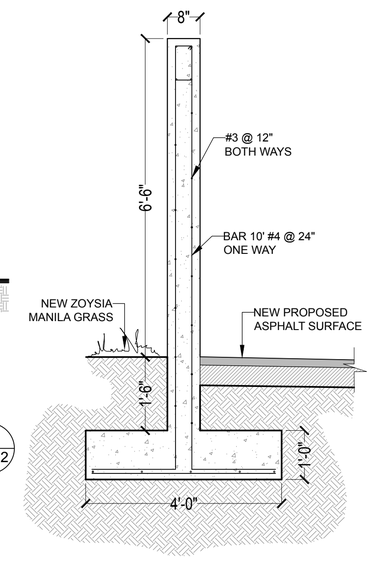

walking trail detail mkd
scale: NTS=1'-0" — 3 / SP-02

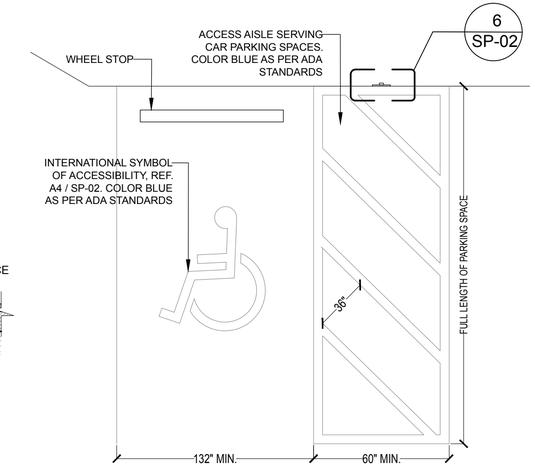

plan detail - ADA parking
scale: 1/4"=1'-0" (if printed on 24"x36") — 2 / SP-02

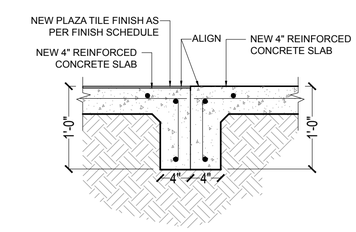

sidewalk - plaza detail mkd
scale: 1"=1'-0" — 12 / SP-02

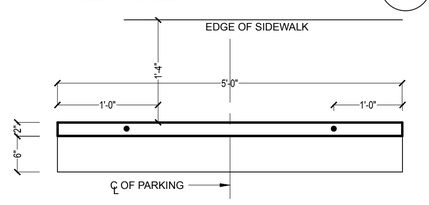

pavement thickness
scale: not to scale — 9 / SP-02

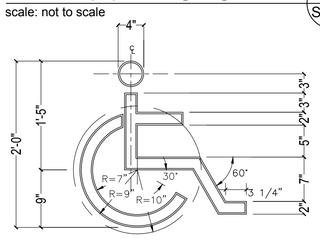

HANDICAPPED SYMBOL DET.
TO BE PAINTED ON PAVEMENT
NTS

NOTE:

1-SYMBOLS AND LINES SHALL BE PAINTED BLUE WITH A FULL EVEN COAT OF TRAFFIC PAINT

ADA parking symbol
scale: not to scale — 7 / SP-02

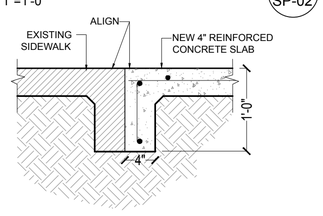

sidewalk - plaza detail mkd
scale: 1"=1'-0" — 13 / SP-02

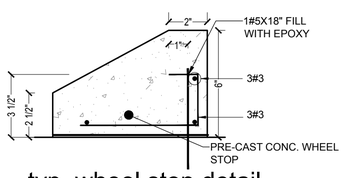

typ. wheel stop detail
scale: not to scale

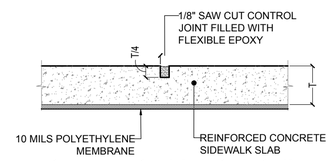

typ. control joint detail
scale: not to scale



typ. crosswalk detail
scale: not to scale

Yo, Víctor M. Villegas Durán, Lic. #11445, certifico que soy el profesional que diseñó estos planos y bajo especificaciones complementarias. Además, certifico que estos planos y especificaciones cumplen con las disposiciones aplicables de la Ley Núm. 76 de 5 de junio de 2000, según enmendada, y las disposiciones aplicables de los Reglamentos y Códigos de Construcción Vigentes de las Agencias, Juntas, Administraciones, Comisiones y Corporaciones Públicas con jurisdicción Ceriñoso, además, que en la preparación de estos planos y especificaciones se ha cumplido con lo dispuesto en la Ley Núm. 14 de 8 de enero de 2004, según enmendada, conocida como la "Ley para la Administración y Transformación de los RH" y con la [Ley Núm. 319 de 15 de mayo de 1938, según enmendada, Ley Núm. 96 de 6 de julio de 1978, según enmendada, y demás aplicables]. Reconozco que cualquier declaración falsa o falsificación de los hechos que se haya producido en la preparación de estos planos y especificaciones, por mí, mis agentes o empleados, o por otras personas con mi conocimiento, me hacen responsable de la posible sanción disciplinaria por la OGPe.

CERTIFIED:

arquiteg
ARQUITECTOS
INGENIEROS
PLANIFICADORES

CONSTRUCTION AND FACILITIES MANAGEMENT OFFICE

PUERTO RICO ARMY NATIONAL GUARD
#552 BORINQUENEER TRAIL, FORT BUCHANAN, PUERTO RICO 00934

PROJECT:
RESTORATION REPAIR OF BUILDING 149, FATC | P/N: 432122
FORT ALLEN TRAINING CENTER, JUANA DIAZ, PUERTO RICO

NO.	DESCRIPTION	DATE
1		

REVISIONS

NO.	DESCRIPTION	DATE

100% BIDDING SET
NOT FOR CONSTRUCTION
BY: V.M.V. DATE: NOV 04, 2024

DESIGN:
VICTOR M. VILLEGAS — ELIAS VALDES
ANDRÉS M. VILLEGAS — MARIELA SUÁREZ
GILBERTO A. MENDOZA — JUAN CAMILO OSORIO
CARLA G. VILLARRUBIA

SUPERVISOR: VICTOR SANCHEZ, P.E.

SHEET NUMBER: SP-02

SHEET TITLE: PROPOSED SITE DETAILS

SHEET: TOTAL SHEETS: OF

VICTOR M. VILLEGAS DURAN — ARQUITECTO LICENCIADO — LIC. 11445 — PUERTO RICO

CODE COMPLIANCE: THIS PROJECT HAS BEEN DESIGNED IN ACCORDANCE WITH THE PUERTO RICO EXISTING BUILDING CODE 2018 EDITION. CONTRACTORS ARE NOT ALLOWED TO MAKE CHANGES TO THIS PROJECT WITHOUT WRITTEN AUTHORIZATION OF THE ARCHITECT OF RECORD.

main plaza - elevation 3 SP-03
scale: 3/8"=1'-0" (if printed on 24"x36")

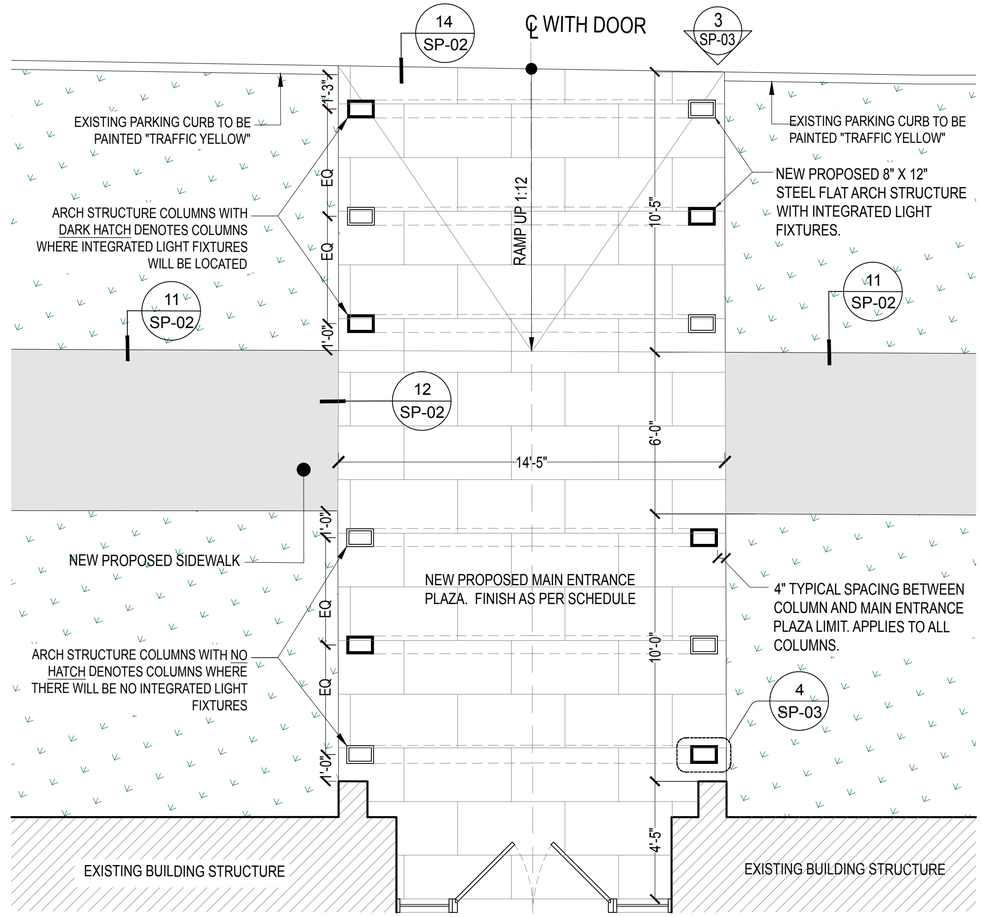

main plaza - blow up 1 SP-03
scale: 3/8"=1'-0" (if printed on 24"x36")

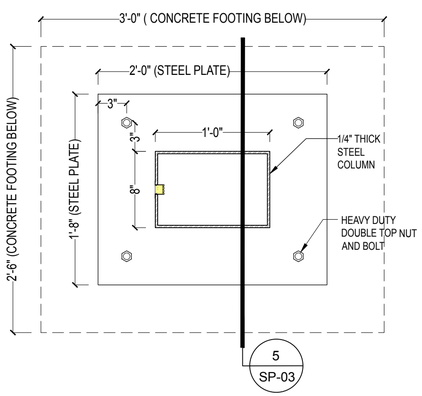

column detail mkd 4 SP-03
scale: NTS"=1'-0" (if printed on 24"x36")

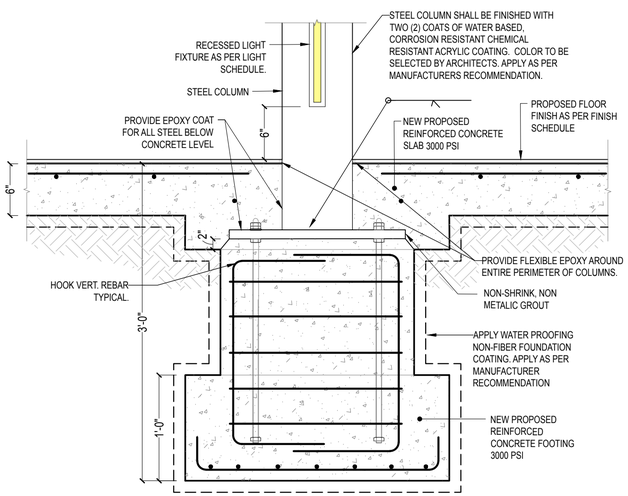

column detail mkd 5 SP-03
scale: NTS"=1'-0" (if printed on 24"x36")

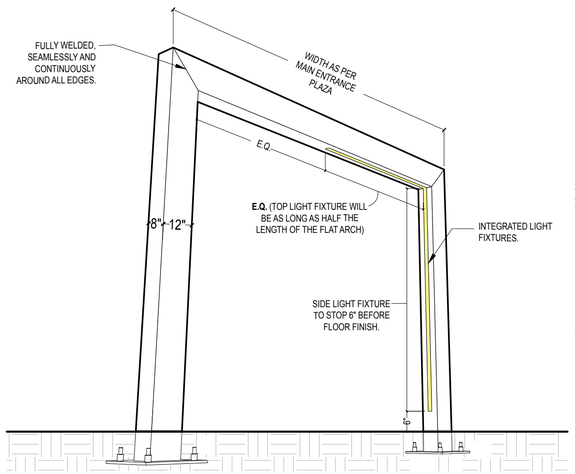

flat arch structure with integrated light fixture

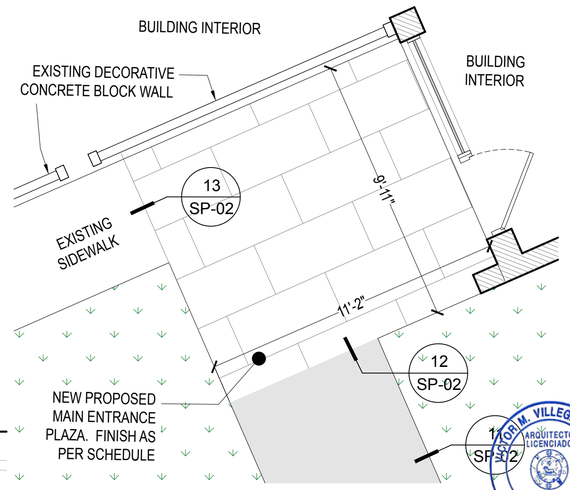

back plaza - blow up 2 SP-03
scale: 3/8"=1'-0" (if printed on 24"x36")

CODE COMPLIANCE: THIS PROJECT HAS BEEN DESIGNED IN ACCORDANCE WITH THE PUERTO RICO EXISTING BUILDING CODE 2018 EDITION. CONTRACTORS ARE NOT ALLOWED TO MAKE CHANGES TO THIS PROJECT WITHOUT WRITTEN AUTHORIZATION OF THE ARCHITECT OF RECORD.

Yo, Víctor M. Villegas Durán Lic. #11445, certifico que soy el profesional que diseñó estos planos y las especificaciones complementarias. Además, certifico que estos planos y especificaciones cumplen con las disposiciones aplicables del Reglamento Conjunto y las Ordenanzas Municipales, Reglamento y Los Códigos de Construcción Vigentes de las Corporaciones Públicas con jurisdicción. Certifico, además, que en la preparación de estos planos y especificaciones he cumplido estrictamente con lo dispuesto en la Ley Núm. 14 de 8 de enero de 2004, según enmendada, conocida como la "Ley para la Administración de Derechos de Autor y con la (Ley Núm. 319 de 15 de mayo de 1938, según enmendada, Ley Núm. 96 de 6 de julio de 1988, según enmendada, según aplicables). Reconozco que cualquier declaración falsa o falsificación de los hechos que se haya producido por mí o por cualquiera de mis empleados o por mí, mis agentes o empleados, o por otras personas con mi conocimiento, me hacen responsable de cualquier acción disciplinaria por la OCPe.

CERTIFIED:

arquiteg
ARQUITECTOS
INGENIEROS
PLANIFICADORES

CONSTRUCTION AND FACILITIES MANAGEMENT OFFICE

PUERTO RICO ARMY NATIONAL GUARD
#552 BORINQUENEER TRAIL, FORT BUCHANAN, PUERTO RICO 00934

PROJECT:
RESTORATION REPAIR OF BUILDING 149, FATC | P/N: 432122
FORT ALLEN TRAINING CENTER, JUANA DIAZ, PUERTO RICO

NO.	DESCRIPTION	DATE	NO.	DESCRIPTION	DATE

REVISIONS

100% BIDDING SET
NOT FOR CONSTRUCTION
BY: V.M.V. DATE: NOV 04, 2024

DESIGN:
VÍCTOR M. VILLEGAS — ELIAS VALDES
ANDRÉS M. VILLEGAS — MARIELA SUÁREZ
GILBERTO A. MENDOZA — JUAN CAMILO OSORIO
CARLA G. VILLARRUBIA

SUPERVISOR: VICTOR SANCHEZ, P.E.

VÍCTOR M. VILLEGAS DURÁN ARQUITECTO LICENCIADO LIC. 11445 PUERTO RICO

SHEET NUMBER: SP-03

SHEET TITLE: PROPOSED SITE DETAILS

SHEET: TOTAL SHEETS: OF

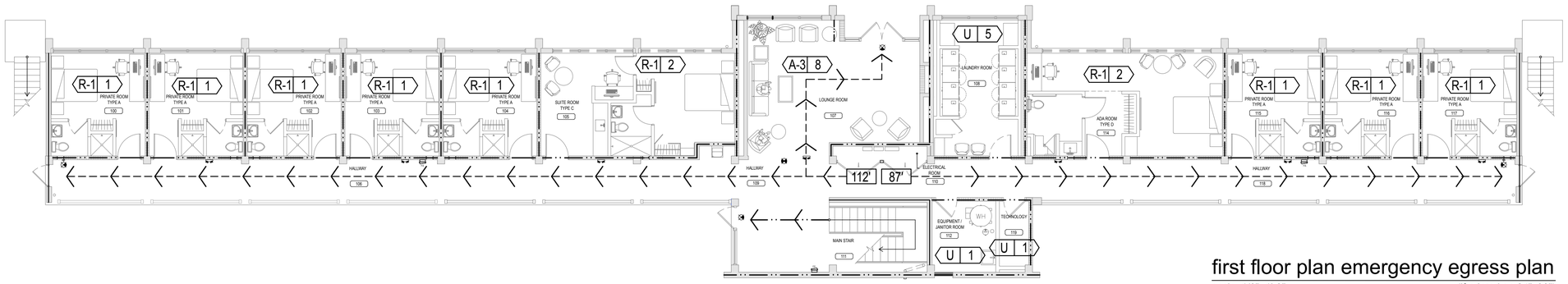

first floor plan emergency egress plan

scale: 1/8"=1'-0" (if printed on 24"x36")

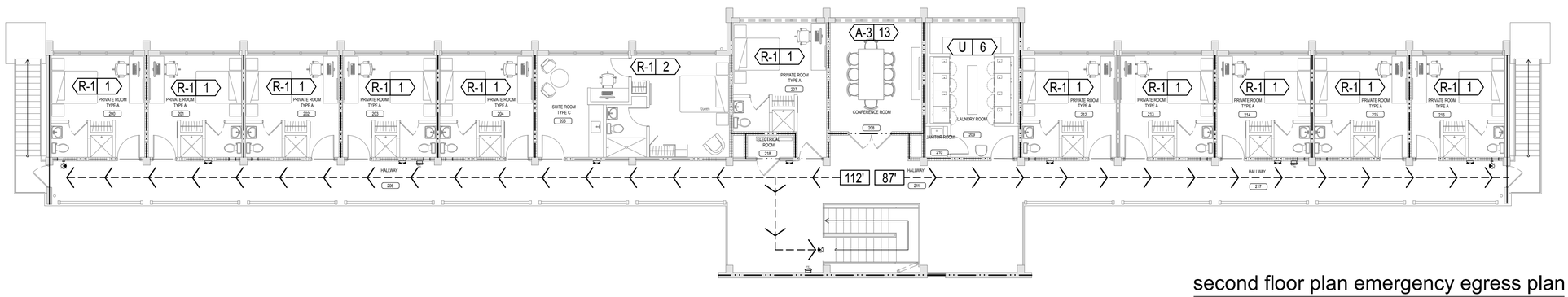

second floor plan emergency egress plan

scale: 1/8"=1'-0" (if printed on 24"x36")

FIRE RATINGS NOTES:

1. ALL NEW CHASES WALLS SHALL BE 2 HOUR FIRE RATED MINIMUM.
2. ALL NEW AND EXISTING FLOOR AND FIRE RATED WALL PENETRATIONS AND MEMBRANE PENETRATIONS IN FIRE PARTITIONS SHALL BE FIREPROOFED. G.C. SHALL CONTACT AND CONSULT WITH LEADING MANUFACTURES IN ORDER TO RECOMMEND AN APPROPRIATE PRODUCT. G.C. SHALL PROVIDE SUBMITTAL FOR ARCHITECTS REVIEWAL BEFORE PURCHASING. APPLY FIRE STOP AS PER MANUFACTURER RECOMMENDATION. COMPLIANCE WITH THE P.R. BUILDING CODE 2018 AND NEC SHALL BE MET. BACK TO BACK ELECTRICAL BOXES IN FIRE WALL PARTITIONS SHALL HAVE APPROVED PUTTY TO MAINTAIN FIRE PARTITION RATING. SIMILARLY, ELECTRICAL BOXES LARGER THAN 16" SQUARE INCHES SHALL HAVE APPROVED FIRE PUTTY.

LEGEND

- TRAVEL DISTANCE (FT) AND ROUTE OF EXIST ACCESS
- 1 HOURS FIRE WALL
- 2 HOURS FIRE WALL
- X-# # — OCCUPANCY TYPE / OCCUPANCY LOAD
- F.E. — FIRE EXTINGUISHER CABINET SURFACE MOUNTED. INCLUDE FIRE EXTINGUISHER 5LBS, 3A:40B:C. INSTALL @ 42" A.F.F.
- EMERGENCY EXIT SIGN AS PER LIGHT SCHEDULE. HATCHED AREA DENOTES LOCATION OF "EXIT" LETTERING, ARROWS DENOTES DIRECTIONAL ARROW.
- DENOTES EMERGENCY LIGHT AS PER LIGHT SCHEDULE.

CODE COMPLIANCE: THIS PROJECT HAS BEEN DESIGNED IN ACCORDANCE WITH THE PUERTO RICO EXISTING BUILDING CODE 2018 EDITION. CONTRACTORS ARE NOT ALLOWED TO MAKE CHANGES TO THIS PROJECT WITHOUT WRITTEN AUTHORIZATION OF THE ARCHITECT OF RECORD.

Yo, Víctor M. Villegas Durán, Lic. #11445, certifico que soy el profesional que diseñó estos planos y las especificaciones complementarias. Además, certifico que estos planos y especificaciones cumplen con las disposiciones aplicables del Reglamento Conjunto y las disposiciones del Reglamento Conjunto, los Códigos de Construcción Vigentes de las Autoridades de Acueductos y Alcantarillados o Corporaciones Públicas con jurisdicción. Certifico, además, que en la preparación de estos planos y especificaciones, he cumplido substancialmente con lo dispuesto en la Ley Núm. 14 de 8 de enero de 2004, según enmendada, conocida como la "Ley para la Investigación, Procesamiento y Castigo de Violencia Contra la Mujer", la Ley Núm. 239 de 15 de mayo de 1938, según enmendada, Ley Núm. 96 de 6 de julio de 1978, según enmendada, según aplicables. Reconozco que cualquier declaración falsa o falsificación de los hechos que se haya producido en la preparación de estos planos y especificaciones por mí, mis agentes o empleados, o por otras personas con mi conocimiento, me hacen responsable de cualquier acción disciplinaria por la OGPe.

CERTIFIED:

arquiteg
ARQUITECTOS
INGENIEROS
PLANIFICADORES

CONSTRUCTION AND FACILITIES MANAGEMENT OFFICE

PUERTO RICO ARMY NATIONAL GUARD
#552 BORINQUEN EER TRAIL, FORT BUCHANAN, PUERTO RICO 00934

PROJECT:
RESTORATION REPAIR OF BUILDING 149, FATC | P/N: 432122
FORT ALLEN TRAINING CENTER, JUANA DIAZ, PUERTO RICO

REVISIONS

NO.	DESCRIPTION	DATE	NO.	DESCRIPTION	DATE
1					

100% BIDDING SET
NOT FOR CONSTRUCTION
BY: V.M.V. DATE: NOV 04, 2024

DESIGN:
VÍCTOR M. VILLEGAS
ANDRÉS M. VILLEGAS
GILBERTO A. MENDOZA
CARLA G. VILLARRUBIA
ELIAS VALDES
MARIELA SUÁREZ
JUAN CAMILO OSORIO

SUPERVISOR: VICTOR SANCHEZ, P.E.

SHEET NUMBER: A-0.01

SHEET TITLE: EMERGENCY EGRESS FIRST & SECOND FLOOR PLAN

SHEET: OF TOTAL SHEETS:

VÍCTOR M. VILLEGAS DURÁN ARQUITECTO LICENCIADO LIC. 11445 PUERTO RICO

/V:\Users\ARQ DATA\ACTIVOS\FORT ALLEN - BUILDING 149\PLANOS\CONSTRUCCION\A-0.01 EMERGENCY EGRESS FIRST & SECOND FLOOR PLAN.dwg, Sat Nov 2 12:43:49 2024, BP Designjet, TK10 24-inch(RC18).PC3

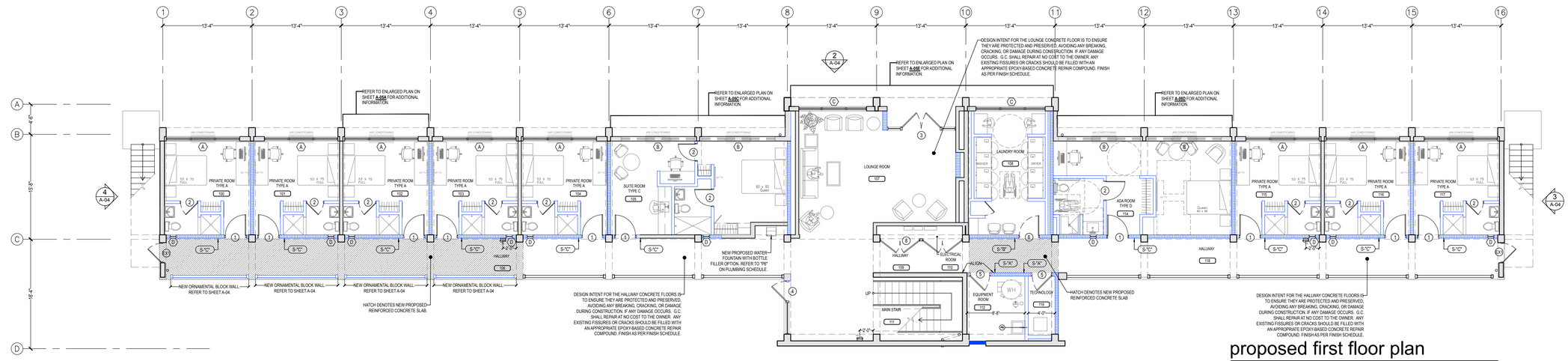

proposed first floor plan

scale: 1/8"=1'-0" (if printed on 24"x36")

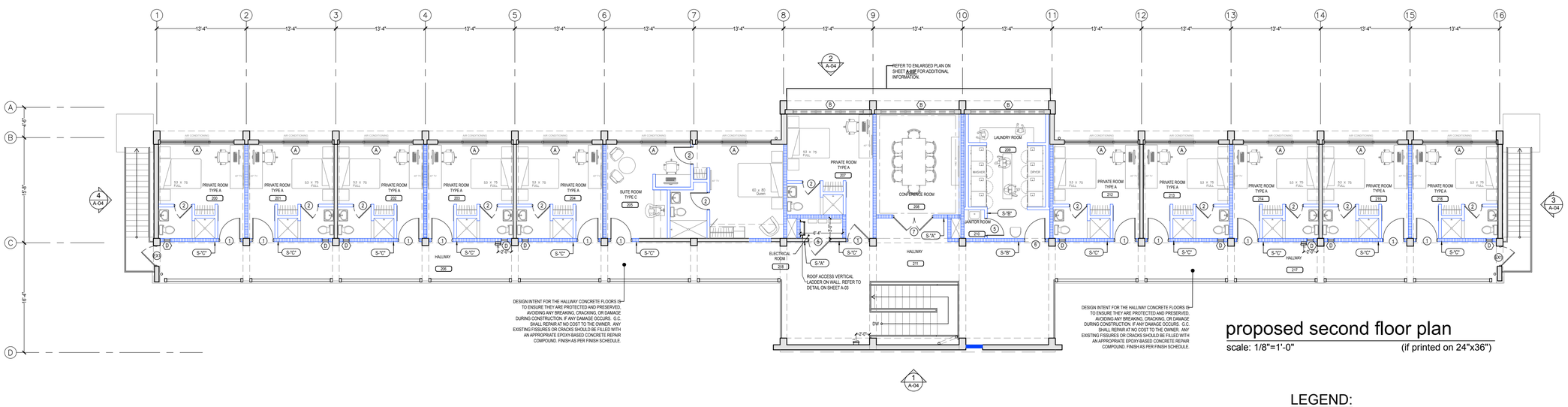

proposed second floor plan

scale: 1/8"=1'-0" (if printed on 24"x36")

LEGEND:

XXXX	ROOM NAME
XXX	ROOM NUMBER
	EXISTING WALLS
	NEW 6" CMU WALL
	NEW GYPSUM WALLS
X	DENOTES DOORS
X	DENOTES WINDOW
S-"X"	DENOTES SIGN LOCATION AS PER TYPE
F.E.	FIRE EXTINGUISHER CABINET SURFACE MOUNTED. INCLUDE FIRE EXTINGUISHER 5LBS, 3A:40B:C. INSTALL @ 42" A.F.F.
X / X	ELEVATION TAG

CODE COMPLIANCE: THIS PROJECT HAS BEEN DESIGNED IN ACCORDANCE WITH THE PUERTO RICO EXISTING BUILDING CODE 2018 EDITION. CONTRACTORS ARE NOT ALLOWED TO MAKE CHANGES TO THIS PROJECT WITHOUT WRITTEN AUTHORIZATION OF THE ARCHITECT OF RECORD.

Yo, Víctor M. Villegas Durán, Lic. #11445, certifico que soy el profesional que diseñó estos planos y las especificaciones complementarias. También, certifico que los planos, estudios, diseños y especificaciones cumplen con las disposiciones aplicables del Reglamento Conjunto y las Normas de Diseño y Construcción, Códigos de Construcción, Vigentes de las Agencias Reguladoras Con Jurisdicción Sobre Asuntos de Salud, Seguridad y Vivienda y además, que en la preparación de estos planos y especificaciones no se violó ningún derecho de autor, lo dispuesto en la Ley Núm. 14 de 8 de enero de 2004, según enmendada, conocida como la "Ley de Propiedad Intelectual", o cualquier otra ley o con la [Ley Núm. 319 de 15 de mayo de 1938, según enmendada, Ley Núm. 96 de 6 de julio de 1988, según enmendada, conocida como la "Ley de Propiedad Intelectual de Puerto Rico". Reconozco que cualquier declaración falsa o falsificación de los hechos que se haya producido en el otorgamiento de este documento, cometer mí, mis agentes o empleados, o por otras personas con mi conocimiento, me hacen responsable de la imposición de sanciones de disciplinaria por la OGPe.

CERTIFIED:

arquiteg
ARQUITECTOS
INGENIEROS
PLANIFICADORES

CONSTRUCTION AND FACILITIES MANAGEMENT OFFICE

PUERTO RICO ARMY NATIONAL GUARD
#552 BORINQUENEER TRAIL, FORT BUCHANAN, PUERTO RICO 00934

PROJECT:
RESTORATION REPAIR OF BUILDING 149, FATC | P/N: 432122
FORT ALLEN TRAINING CENTER, JUANA DIAZ, PUERTO RICO

NO.	DESCRIPTION	DATE
	REVISIONS	
NO.	DESCRIPTION	DATE

95% PRELIMINARY DRAWINGS
NOT FOR CONSTRUCTION
BY: V.M.V. DATE: SEP 08, 2024

DESIGN:
VÍCTOR M. VILLEGAS — ELIAS VALDES
GILBERTO A. MENDOZA — MARIELA SUÁREZ
CARLA G. VILLARRUBIA — JUAN CAMILO OSORIO

SUPERVISOR:
VICTOR SANCHEZ, P.E.

VICTOR M. VILLEGAS DURÁN
ARQUITECTO LICENCIADO
LIC. 11445
PUERTO RICO

SHEET NUMBER:
A-01

SHEET TITLE:
PROPOSED FIRST & SECOND FLOOR PLAN

SHEET: TOTAL SHEETS: OF

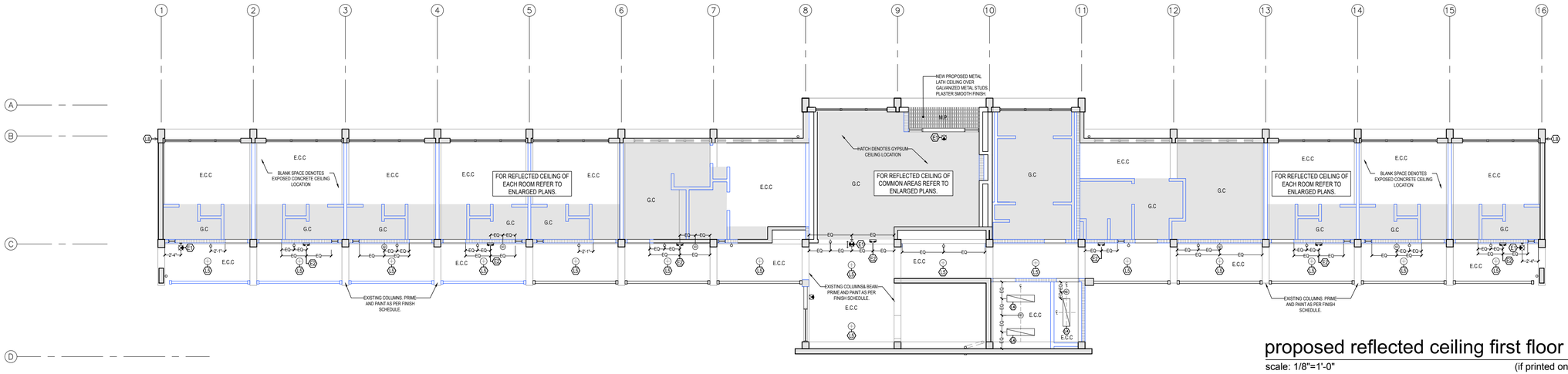

proposed reflected ceiling first floor plan

scale: 1/8"=1'-0" (if printed on 24"x36")

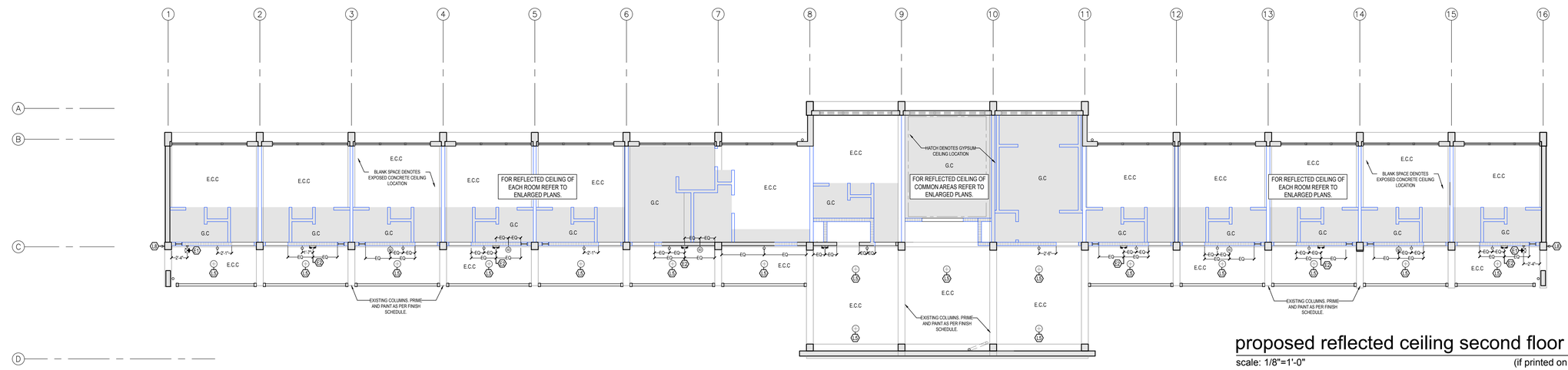

proposed reflected ceiling second floor plan

scale: 1/8"=1'-0" (if printed on 24"x36")

LEGEND:

M.P	DENOTES NEW PROPOSED METAL LATH AND PLASTER.
E.C.C	DENOTES EXISTING EXPOSED CONCRETE CEILING. FINISH S PER SCHEDULE.
G.C	DENOTES NEW GYPSUM CEILING. FINISH AS PER SCHEDULE.
	NEW SURFACE MOUNTED LIGHT FIXTURE TO BE INSTALLED ON SAME LOCATION AS PER PREVIOUS LIGHT FIXTURES, UNLESS STATED OTHERWISE
	NEW 2' X 4' LIGHT FIXTURE AS PER LIGHT SCHEDULE.
	EMERGENCY EXIT SIGN AS PER LIGHT SCHEDULE. HATCHED AREA DENOTES LOCATION OF "EXIT" LETTERING, ARROWS DENOTES DIRECTIONAL ARROW.
	DENOTES EMERGENCY LIGHT AS PER LIGHT SCHEDULE.
	EXTERIOR WALL LIGHT FIXTURE AS PER LIGHT SCHEDULE
SD	SMOKE DETECTOR
	SPRINKLER HEAD

VICTOR M. VILLEGAS DURAN
ARQUITECTO LICENCIADO
LIC. 11445
PUERTO RICO

CODE COMPLIANCE: THIS PROJECT HAS BEEN DESIGNED IN ACCORDANCE WITH THE PUERTO RICO EXISTING BUILDING CODE 2018 EDITION. CONTRACTORS ARE NOT ALLOWED TO MAKE CHANGES TO THIS PROJECT WITHOUT WRITTEN AUTHORIZATION OF THE ARCHITECT OF RECORD.

Yo, Víctor M. Villegas Durán, Lic. #11445, certifico que soy el profesional que diseñó estos planos y las especificaciones complementarias. Además, certifico que estos planos y especificaciones cumplen con las disposiciones aplicables del Reglamento Conjunto y las disposiciones de la Junta Reguladora de Los Códigos de Construcción Vigentes de las Corporaciones Públicas con jurisdicción. Certifico, además, que en la preparación de estos planos y especificaciones he cumplido substancialmente con lo dispuesto en la Ley Núm. 14 de 8 de enero de 2004, según enmendada, conocida como la "Ley para la Transformación y Flexibilidad Económica" y con la [Ley Núm. 319 de 15 de mayo de 1938, según enmendada, Ley Núm. 96 de 6 de julio de 1988, según enmendada, conocida como la Ley Reconozco que cualquier declaración falsa o falsificación de los hechos que se haya producido en mi carácter de profesional, ya sea por mí, mis agentes o empleados, o por otras personas con mi conocimiento, me hacen responsable de la disciplina por la OGPe, juntas y

CERTIFIED:

arquiteg
ARQUITECTOS
INGENIEROS
PLANIFICADORES

CONSTRUCTION AND FACILITIES MANAGEMENT OFFICE

PUERTO RICO ARMY NATIONAL GUARD
#552 BORINQUENEER TRAIL, FORT BUCHANAN, PUERTO RICO 00934

PROJECT:
RESTORATION REPAIR OF BUILDING 149, FATC | P/N: 432122
FORT ALLEN TRAINING CENTER, JUANA DIAZ, PUERTO RICO

REVISIONS

NO.	DESCRIPTION	DATE
1		

NO.	DESCRIPTION	DATE

95% PRELIMINARY DRAWINGS
NOT FOR CONSTRUCTION
BY: V.M.V. DATE: SEP 08, 2024

DESIGN:
VICTOR M. VILLEGAS — ELIAS VALDES
GILBERTO A. MENDOZA — MARIELA SUÁREZ
CARLA G. VILLARRUBIA — JUAN CAMILO OSORIO

SUPERVISOR:
VICTOR SANCHEZ, P.E.

SHEET NUMBER:
A-02

SHEET TITLE:
PROPOSED FIRST & SECOND REFLECTED CEILING PLAN

SHEET: TOTAL SHEETS: OF

/V:\Lumex\ARQ DATA\ACT1508\FORT ALLEN - BUILDING 149\PLANOS\CONSTRUCCION\A-02 PROPOSED FIRST & SECOND REFLECTED CEILING PLAN.dwg, Sat Nov 2 12:44:45 2024, BY DWG\phat 9619 24:LACROIX\E_PC3

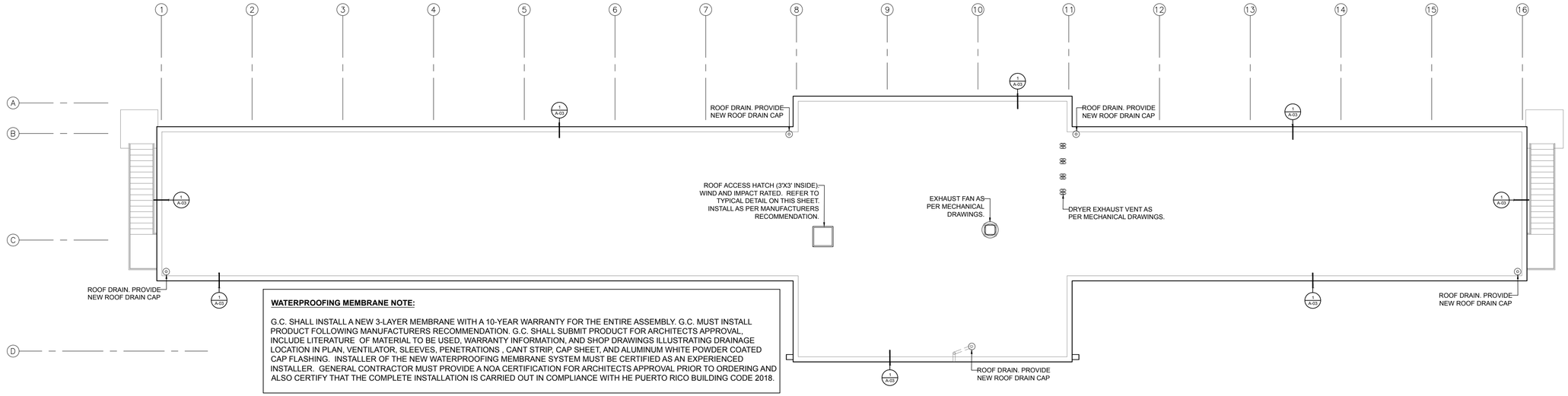

WATERPROOFING MEMBRANE NOTE:

G.C. SHALL INSTALL A NEW 3-LAYER MEMBRANE WITH A 10-YEAR WARRANTY FOR THE ENTIRE ASSEMBLY. G.C. MUST INSTALL PRODUCT FOLLOWING MANUFACTURERS RECOMMENDATION. G.C. SHALL SUBMIT PRODUCT FOR ARCHITECTS APPROVAL, INCLUDE LITERATURE OF MATERIAL TO BE USED, WARRANTY INFORMATION, AND SHOP DRAWINGS ILLUSTRATING DRAINAGE LOCATION IN PLAN, VENTILATOR, SLEEVES, PENETRATIONS , CANT STRIP, CAP SHEET, AND ALUMINUM WHITE POWDER COATED CAP FLASHING. INSTALLER OF THE NEW WATERPROOFING MEMBRANE SYSTEM MUST BE CERTIFIED AS AN EXPERIENCED INSTALLER. GENERAL CONTRACTOR MUST PROVIDE A NOA CERTIFICATION FOR ARCHITECTS APPROVAL PRIOR TO ORDERING AND ALSO CERTIFY THAT THE COMPLETE INSTALLATION IS CARRIED OUT IN COMPLIANCE WITH HE PUERTO RICO BUILDING CODE 2018.

proposed roof plan

scale: 1/8"=1'-0" (if printed on 24"x36")

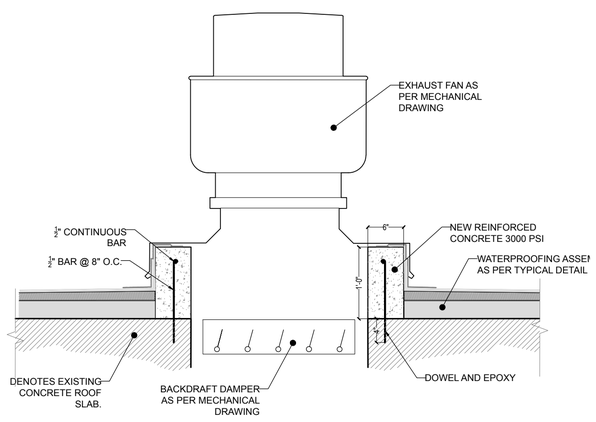

typical exhaust fan detail

scale: 1"=1'-0" (if printed on 24"x36")

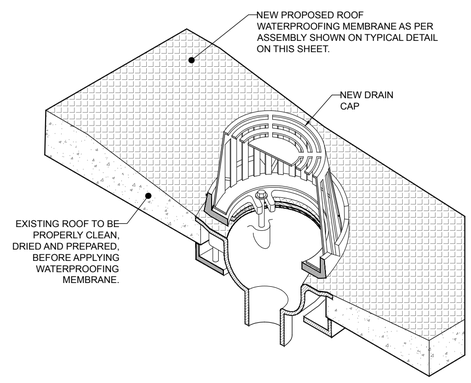

typical roof drain detail

scale: 1"=1'-0" (if printed on 24"x36")

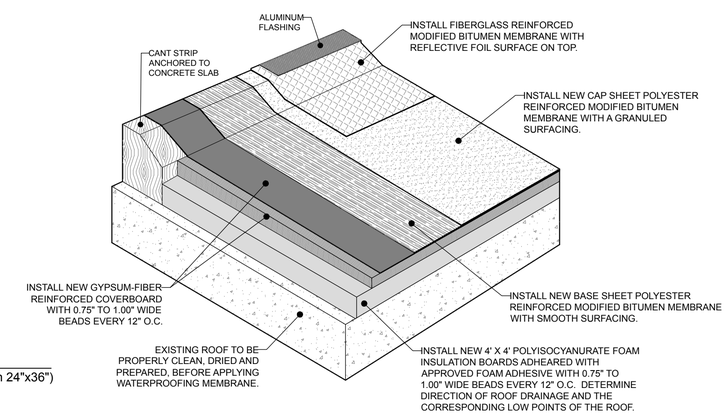

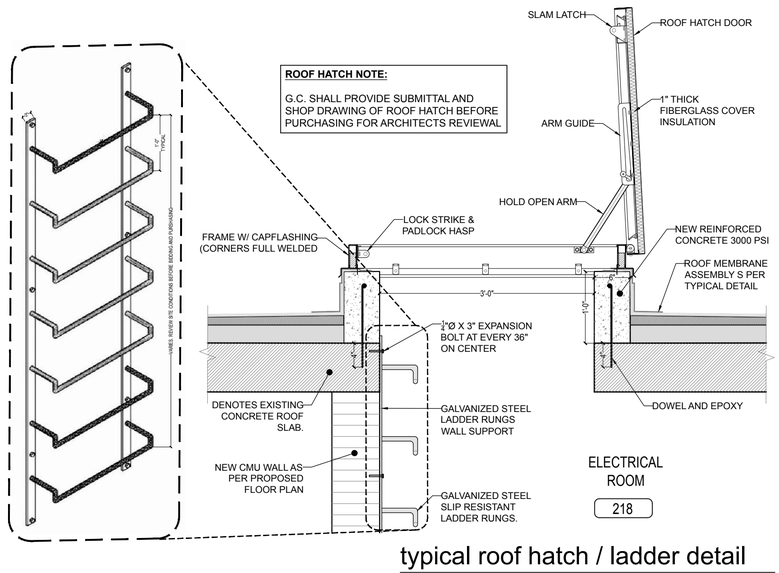

ROOF HATCH NOTE:

G.C. SHALL PROVIDE SUBMITTAL AND SHOP DRAWING OF ROOF HATCH BEFORE PURCHASING FOR ARCHITECTS REVIEWAL

typical roof hatch / ladder detail

scale: 1"=1'-0" (if printed on 24"x36")

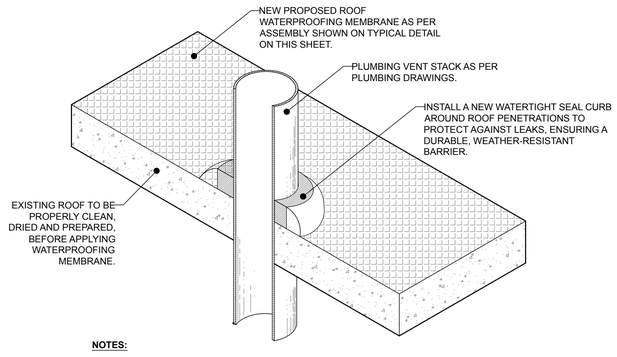

NOTES:

VENT STACKS AND OTHER PIPES SHOULD HAVE A MINIMUM OF 12 INCHES OF CLERANCE ON ALL SIDES FROM WALLS, CURBS AND OTHER PROJECTIONS TO FACILITATE PROPER FLASHING INSTALLATION.

typical plumbing vent detail

scale: 1"=1'-0" (if printed on 24"x36")

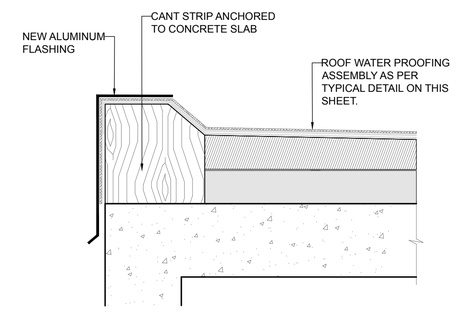

detail mkd

scale: NTS if printed on 24"x36")

1 / A-03

CODE COMPLIANCE: THIS PROJECT HAS BEEN DESIGNED IN ACCORDANCE WITH THE PUERTO RICO EXISTING BUILDING CODE 2018 EDITION. CONTRACTORS ARE NOT ALLOWED TO MAKE CHANGES TO THIS PROJECT WITHOUT WRITTEN AUTHORIZATION OF THE ARCHITECT OF RECORD.

Yo, Víctor M. Villegas Durán, Lic. #11445, certifico que soy el profesional que diseñó estos planos y las especificaciones complementarias. Itemizer, Inc. preparó los planos y las especificaciones cumplen con las disposiciones aplicables del Reglamento Conjunto y las Especificaciones Técnicas Generales, Códigos de Construcción Vigentes de las Corporaciones Públicas con jurisdicción Certifico, además, que en la preparación de estos planos y especificaciones se ha cumplido con lo dispuesto en la Ley Núm. 14 de 8 de enero de 2004, según enmendada, conocida como la "Ley para la Administración y Transformación de los Recursos Humanos en el Gobierno de PR" y con la (Ley Núm. 319 de 15 de mayo de 1938, según enmendada, Ley Núm. 96 de 6 de julio de 1978, según enmendada, 30 LPRA sec. 1483). Reconozco que cualquier declaración falsa o falsificación de los hechos que haya producido por desconocimiento o por omisión, dada por mí, mis agentes o empleados, o por otras personas con mi conocimiento, me hacen responsable de cualquier sanción de disciplinaria por la OGPe.

CERTIFIED:

arquiteg
ARQUITECTOS
INGENIEROS
PLANIFICADORES

CONSTRUCTION AND FACILITIES MANAGEMENT OFFICE

PUERTO RICO ARMY NATIONAL GUARD
#552 BORINQUENEER TRAIL, FORT BUCHANAN, PUERTO RICO 00934

PROJECT:
RESTORATION REPAIR OF BUILDING 149, FATC | P/N: 432122
FORT ALLEN TRAINING CENTER, JUANA DIAZ, PUERTO RICO

REVISIONS

NO.	DESCRIPTION	DATE	NO.	DESCRIPTION	DATE
1					

100% BIDDING SET
NOT FOR CONSTRUCTION
BY: V.M.V. DATE: NOV 04, 2024

DESIGN:
VÍCTOR M. VILLEGAS
ANDRÉS M. VILLEGAS
GILBERTO A. MENDOZA
CARLA G. VILLARRUBIA
ELIAS VALDES
MARIELA SUÁREZ
JUAN CAMILO OSORIO

SUPERVISOR: VICTOR SANCHEZ, P.E.

VICTOR M. VILLEGAS DURAN
ARQUITECTO LICENCIADO
LIC. 11445
PUERTO RICO

SHEET NUMBER: A-03

SHEET TITLE: PROPOSED ROOF PLAN & DETAILS

SHEET: TOTAL SHEETS: OF

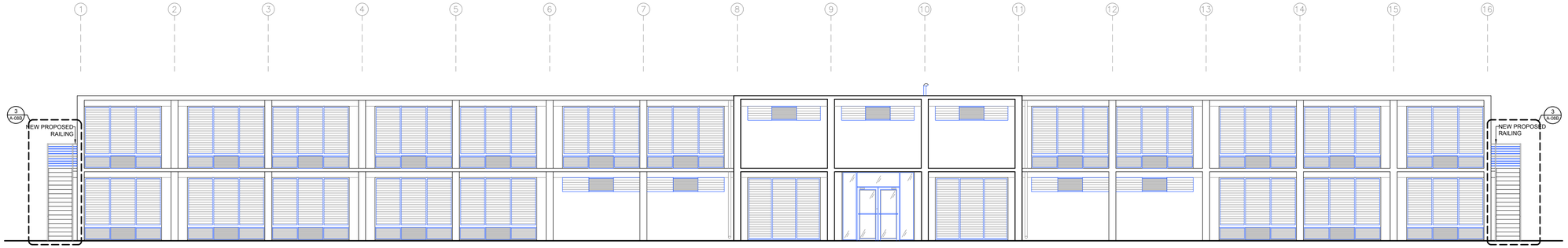

NOTE:

ENTIRE BUILDING SHALL BE FULLY PAINTED. PAINT WHITE AS PER FINISH SCHEDULE.

proposed north facade

scale: 1/8"=1'-0" (if printed on 24"x36")

1 / A-04

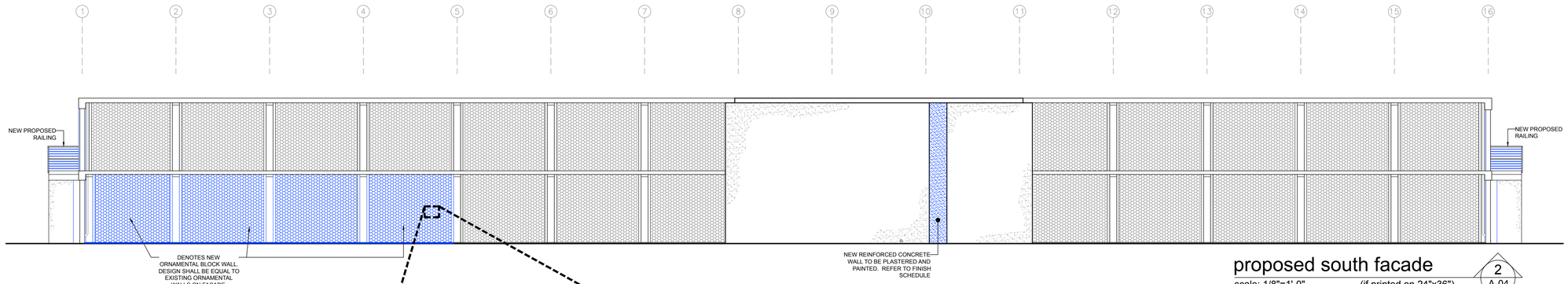

proposed south facade

scale: 1/8"=1'-0" (if printed on 24"x36")

2 / A-04

LEGEND:

COLOR **BLUE**, DENOTES NEW

ORNAMENTAL BLOCK NOTE:

NEW ORNAMENTAL BLOCK WALL TO MATCH STYLE, MATERIAL, QUALITY, HEIGHT AND LENGTH AS OTHER ORNAMENTAL WALLS ON FACADE. EXISTING ORNAMENTAL BLOCKS SHALL BE THOROUGHLY WASHED. WILL MAINTAIN THEIR NATURAL COLOR.

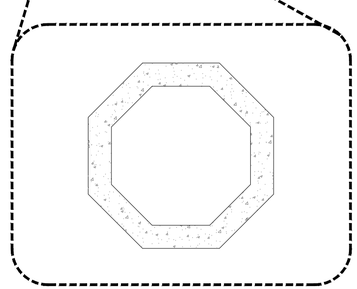

typ. ornamental block detail

scale: 3"=1'-0" (if printed on 24"x36")

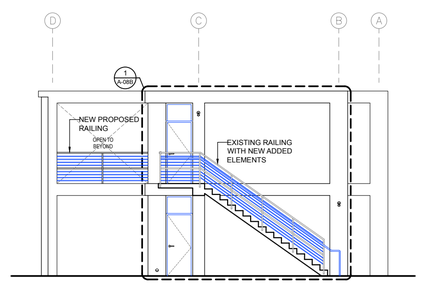

proposed left elevation

scale: 1/8"=1'-0" (if printed on 24"x36")

4 / A-04

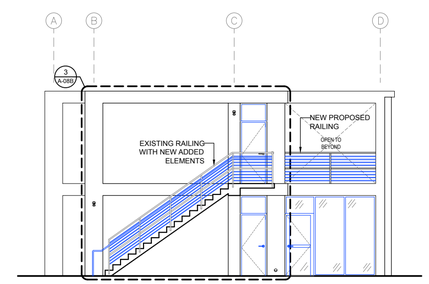

proposed right elevation

scale: 1/8"=1'-0" (if printed on 24"x36")

3 / A-04

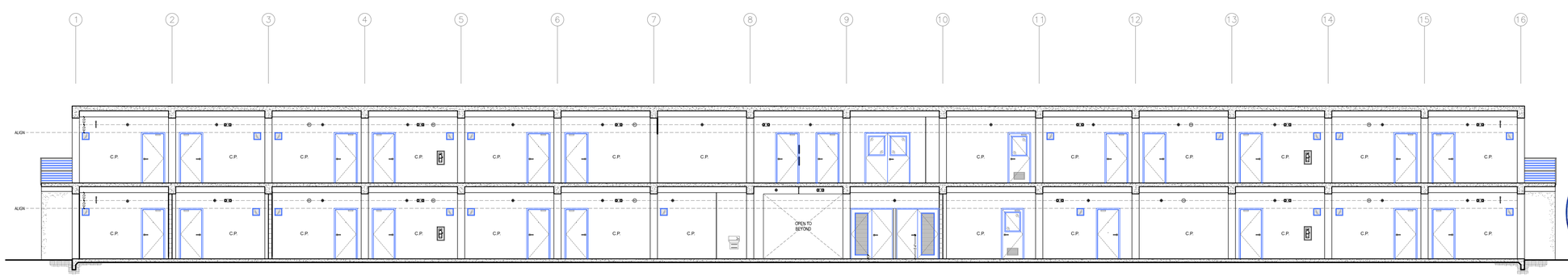

proposed building section

scale: 1/8"=1'-0" (if printed on 24"x36")

5 / A-04

CODE COMPLIANCE: THIS PROJECT HAS BEEN DESIGNED IN ACCORDANCE WITH THE PUERTO RICO EXISTING BUILDING CODE 2018 EDITION. CONTRACTORS ARE NOT ALLOWED TO MAKE CHANGES TO THIS PROJECT WITHOUT WRITTEN AUTHORIZATION OF THE ARCHITECT OF RECORD.

Yo, Víctor M. Villegas Durán, Lic. #11445, certifico que soy el profesional que diseñó estos planos y las especificaciones complementarias (tarjeton, etc.) para la obra que aparece en dichos planos y especificaciones cumplen con las disposiciones aplicables del Reglamento Conjunto y las Ordenanzas Municipales, Reglamentos y los Códigos de Construcción Vigentes de las Agencias Reguladoras Gubernamentales y las Corporaciones Públicas con jurisdicción Certifico, además, que en la preparación de estos planos y especificaciones se ha cumplido estrictamente con lo dispuesto en la Ley Núm. 14 de 8 de enero de 2004, según enmendada, conocida como la "Ley para la Seguridad, Salud Ocupacional y Salud con la [Ley Núm. 319 de 15 de mayo de 1938, según enmendada, Ley Núm. 96 de 6 de julio de 1988, según enmendada, y demás concordantes. Reconozco que cualquier declaración falsa o falsificación de los hechos que se haya producido por omisión o por información falsa o errónea por mí, mis agentes o empleados, o por otras personas con mi conocimiento, me hacen responsable de cualquier acción, judicial, y disciplinaria por la OGPe.

CERTIFIED:

arquiteg
ARQUITECTOS
INGENIEROS
PLANIFICADORES

CONSTRUCTION AND FACILITIES MANAGEMENT OFFICE

PUERTO RICO ARMY NATIONAL GUARD
#552 BORINQUENEER TRAIL, FORT BUCHANAN, PUERTO RICO 00934

PROJECT:
RESTORATION REPAIR OF BUILDING 149, FATC | P/N: 432122
FORT ALLEN TRAINING CENTER, JUANA DIAZ, PUERTO RICO

REVISIONS

NO.	DESCRIPTION	DATE
1		

NO.	DESCRIPTION	DATE

100% BIDDING SET
NOT FOR CONSTRUCTION
BY: V.M.V. DATE: NOV 04, 2024

DESIGN:
VÍCTOR M. VILLEGAS
ANDRÉS M. VILLEGAS
GILBERTO A. MENDOZA
CARLA G. VILLARRUBIA
ELIAS VALDES
MARIELA SUÁREZ
JUAN CAMILO OSORIO

SUPERVISOR: VICTOR SANCHEZ, P.E.

VICTOR M. VILLEGAS DURAN
ARQUITECTO LICENCIADO
LIC. 11445
PUERTO RICO

SHEET NUMBER:
A-04

SHEET TITLE:
PROPOSED ELEVATIONS & SECTION

SHEET: TOTAL SHEETS: OF

GENERAL NOTES:

1. GC TO COORDINATE WITH MEP DOCUMENTS AS NEEDED
2. GC TO INSTALL TV AND BRACKET. COORDINATE TV BRACKETS WITH ELECTRICAL OUTLETS BEFORE INSTALLATION.
3. CONTRACTOR SHALL REFER TO ARCHITECTURAL DRAWINGS FOR PRECISE LOCATION IN ORDER TO COORDINATE THE PLACEMENT OF ELECTRICAL EQUIPMENT (LIGHTING FIXTURES, POWER, DATA, SWITCHES, ETC) & MECHANICAL EQUIPMENT (SPRINKLERS, RETURN GRILLE, ETC)
4. ALL NEW POWER, TELE/DATA, SWITCHES TO HAVE WHITE COVER PLATES UNLESS STATED OTHERWISE.
5. ACCESS DOOR LOCATIONS SHOWN ON THE REFLECTED CEILING PLAN ARE APPROXIMATE. THE G.C. MUST COORDINATE THE EXACT PLACEMENT OF ALL ACCESS DOORS TO ENSURE THAT DAMPERS AND VALVES ARE EASILY ACCESSIBLE FOR MAINTENANCE AND OPERATION. ACCESS DOORS SHALL HAVE CONCEALED HARDWARE AND CONTINUOUS FLUSH FINISH, WITH ONLY NARROW PERIMETER GAP. DOOR PANEL SHALL HAVE SAME FINISH AS THE SURROUNDING SURFACE (GYPSUM).
6. CEILING FAN SHALL BE 36" DIAMETER CEILING MOUNTED WITH ADJUSTABLE CEILING ROD WITH FOUR (4) AIRFOILS, NO LIGHT. FINISH SHALL BE WHITE. FAN SHALL BE QUIET / VIRTUALLY SILENT. SHALL HAVE SPEED CONTROL, PROVIDE WALL MOUNTED REMOTE CONTROL.

POWER & SIGNAL LEGEND :

- NEW LIGHT SWITCH
- NEW QUAD OUTLET
- NEW DUPLEX OUTLET
- NEW DATA/PHONE OUTLET
- NEW DATA OUTLET
- SD — SMOKE DETECTOR
- SD — SMOKE DETECTOR ON WALL

LEGEND:

- XX / A-XX — DETAIL TAG / SHEET NUMBER
- A.X.X — ELEVATION TAG / SHEET NUMBER
- XX — FIXTURE / ACCESSORY NUMBER
- XX–X — FLOOR FINISH TAG
- NEW DOWN LIGHT AS PER LIGHT FIXTURE SCHEDULE
- E.C.C — EXPOSED EXISTING CONCRETE CEILING. REFER TO FINISH SCHEDULE
- G.C. — DENOTES GYPSUM CEILING. REFER TO FINISH SCHEDULE.
- XX.X — FURNITURE TAG
- SURFACE MOUNTED LIGHTING FIXTURE. AS PER LIGHTING FIXTURE SCHEDULE
- XX — WALL TAG
- SPRINKLER ON CEILING
- SPRINKLER ON WALL
- LED STRIP LIGHT AS PER LIGHTING SCHEDULE
- WIFI — SURFACE MOUNTED WIFI DEVICE.
- XX — LIGHT FIXTURE TYPE TAG
- RETURN GRILLE AS PER MECHANICAL DRAWINGS. WHITE FINISH.
- AD — 12" x 12" ACCESS DOOR. REFER TO NOTE 5 OF GENERAL NOTES ON THIS SHEET.

IMPORTANT NOTE:

THE CONTRACTOR SHALL TRACE ON FLOOR THE LAYOUT OF ALL THE WALLS BEFORE INSTALLING METAL STUDS AND SHALL VALIDATE THAT THE MEASUREMENTS ARE THE SAME AS INDICATED IN THE PLANS. IF MEASUREMENTS ARE NOT THE SAME, THE CONTRACTOR SHALL INFORM THE ARCHITECT IN WITTING BEFORE PROCEEDING TO LIFT THE WALLS.

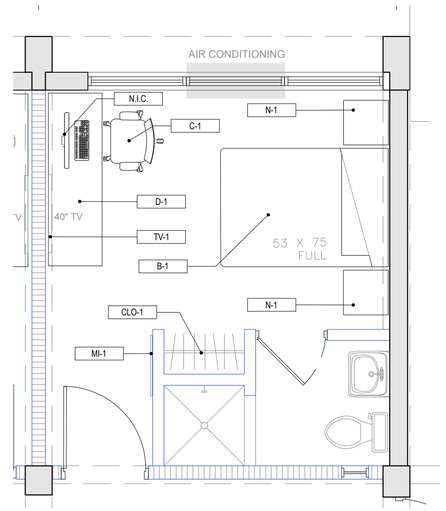

furniture plan - private room

scale: 3/8"=1'-0" (if printed on 24"x36") — 3 / A-05A

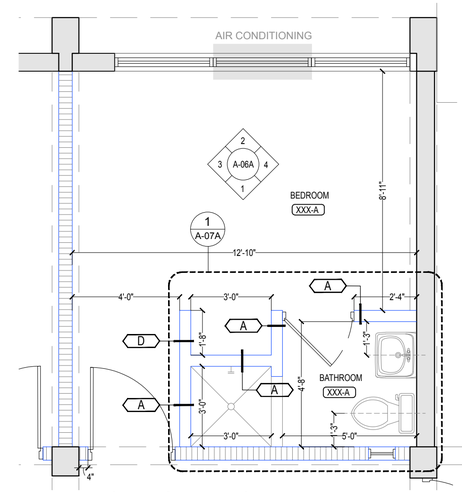

construction plan - private room

scale: 3/8"=1'-0" (if printed on 24"x36") — 1 / A-05A

FURNITURE NOTE:
FOR DETAILED SPECIFICATIONS, INCLUDING DIMENSIONS, MATERIAL, COLOR AND LOCATION INSTRUCTIONS, PLEASE REFER TO FF&E BOOKLET

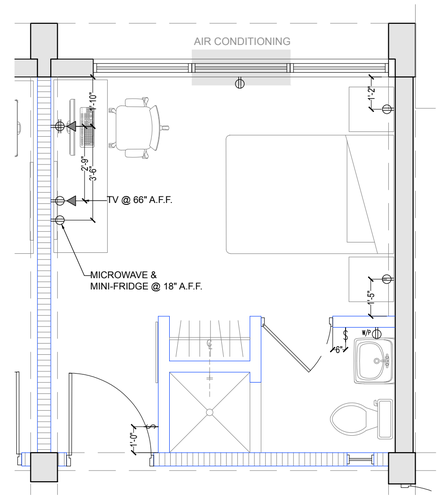

electrical plan - private room

scale: 3/8"=1'-0" (if printed on 24"x36") — 4 / A-05A

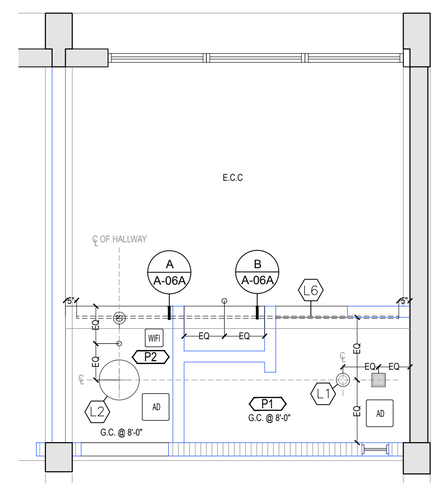

reflected ceiling plan - private room

scale: 3/8"=1'-0" (if printed on 24"x36") — 2 / A-05A

ELECTRICAL NOTE:

1. FOR WIRING ON ALL ELECTRICAL DEVICES, REFER TO ELECTRICAL DRAWINGS. IF THERE ARE ANY DISCREPANCIES BETWEEN THIS ENLARGED ELECTRICAL DRAWING AND THE CONSULTANT'S ELECTRICAL DRAWINGS, PLEASE INFORM THE ARCHITECT IMMEDIATELY BEFORE PROCEEDING WITH CONSTRUCTION.
2. EXISTING CMU BLOCK WALLS THAT ARE PROPOSED TO HAVE ELECTRICAL EQUIPMENT (OUTLETS, SWITCHES, ETC.) MUST NOT BE DEMOLISHED OR ROUGHLY / INVASIVELY CUT. ANY MODIFICATIONS TO EXISTING CMU WALLS SHOULD BE MINIMAL AND PRECISE TO ALLOW FOR ELECTRICAL ROUGH-INS. THE DESIGN INTENT IS TO PRESERVE THE CURRENT APPEARANCE OF THE WALLS WHILE KEEPING NEW ELECTRICAL COMPONENTS CONCEALED. ALL ELECTRICAL REQUIREMENTS, INCLUDING CONDUIT RUNS, SHOULD BE ACCOMMODATED WITHIN THE EXISTING CMU WALL WITHOUT SIGNIFICANT ALTERATIONS OR CUTS. ANY NECESSARY ADJUSTMENTS SHOULD BE COORDINATED WITH THE ARCHITECTS IN ADVANCE. NO EXCEPTIONS.

VICTOR M. VILLEGAS DURAN — ARQUITECTO LICENCIADO — LIC. 11445 — PUERTO RICO

CODE COMPLIANCE: THIS PROJECT HAS BEEN DESIGNED IN ACCORDANCE WITH THE PUERTO RICO EXISTING BUILDING CODE 2018 EDITION. CONTRACTORS ARE NOT ALLOWED TO MAKE CHANGES TO THIS PROJECT WITHOUT WRITTEN AUTHORIZATION OF THE ARCHITECT OF RECORD.

Yo, Víctor M. Villegas Durán, Lic. #11445, certifico que soy el profesional que diseñó estos planos y las especificaciones complementarias. Además, certifico que estos planos y especificaciones cumplen con las disposiciones aplicables del Reglamento Conjunto, las Códigos de Construcción Vigentes de las Administraciones de Reglamentos y Permisos y Corporaciones Públicas con jurisdicción. Certifico, además, que en la preparación de estos planos y especificaciones no he violado ninguna ley o reglamento, lo dispuesto en la Ley Núm. 14 de 8 de enero de 2004, según enmendada, conocida como la "Ley para la Protección de Propiedad Vocacional", y con la (Ley Núm. 319 de 15 de mayo de 1938, según enmendada, Ley Núm. 96 de 6 de julio de 1988, según enmendada, conocida como "Ley de Ingenieros, Arquitectos y Agrimensores". Reconozco que cualquier declaración falsa o falsificación de los hechos que se haya producido en la preparación de estos documentos, por mí, mis agentes o empleados, o por otras personas con mi conocimiento, me hacen responsable de una violación ética, disciplinaria por la OGPe.

CERTIFIED:

arquiteg
ARQUITECTOS
INGENIEROS
PLANIFICADORES

CONSTRUCTION AND FACILITIES MANAGEMENT OFFICE

PUERTO RICO ARMY NATIONAL GUARD
#552 BORINQUENEER TRAIL FORT BUCHANAN, PUERTO RICO 00934

PROJECT:
RESTORATION REPAIR OF BUILDING 149, FATC | P/N: 432122
FORT ALLEN TRAINING CENTER, JUANA DIAZ, PUERTO RICO

REVISIONS

NO.	DESCRIPTION	DATE	NO.	DESCRIPTION	DATE

95% PRELIMINARY DRAWINGS
NOT FOR CONSTRUCTION
BY: V.M.V. DATE: SEP 08, 2024

DESIGN:
VÍCTOR M. VILLEGAS — ELIAS VALDES
GILBERTO A. MENDOZA — MARIELA SUÁREZ
CARLA G. VILLARRUBIA — JUAN CAMILO OSORIO

SUPERVISOR: VICTOR SANCHEZ, P.E.

SHEET NUMBER: A-05A

SHEET TITLE: PROPOSED TYPICAL PRIVATE ROOM BLOWUPS

SHEET: TOTAL SHEETS: OF

GENERAL NOTES:

1. GC TO COORDINATE WITH MEP DOCUMENTS AS NEEDED
2. GC TO INSTALL TV AND BRACKET. COORDINATE TV BRACKETS WITH ELECTRICAL OUTLETS BEFORE INSTALLATION.
3. CONTRACTOR SHALL REFER TO ARCHITECTURAL DRAWINGS FOR PRECISE LOCATION IN ORDER TO COORDINATE THE PLACEMENT OF ELECTRICAL EQUIPMENT (LIGHTING FIXTURES, POWER, DATA, SWITCHES, ETC) & MECHANICAL EQUIPMENT (SPRINKLERS, RETURN GRILLE, ETC)
4. ALL NEW POWER, TELE/DATA, SWITCHES TO HAVE WHITE COVER PLATES UNLESS STATED OTHERWISE.
5. ACCESS DOOR LOCATIONS SHOWN ON THE REFLECTED CEILING PLAN ARE APPROXIMATE. THE G.C. MUST COORDINATE THE EXACT PLACEMENT OF ALL ACCESS DOORS TO ENSURE THAT DAMPERS AND VALVES ARE EASILY ACCESSIBLE FOR MAINTENANCE AND OPERATION. ACCESS DOORS SHALL HAVE CONCEALED HARDWARE AND CONTINUOUS FLUSH FINISH, WITH ONLY NARROW PERIMETER GAP. DOOR PANEL SHALL HAVE SAME FINISH AS THE SURROUNDING SURFACE (GYPSUM).
6. CEILING FAN SHALL BE 36" DIAMETER CEILING MOUNTED WITH ADJUSTABLE CEILING ROD WITH FOUR (4) AIRFOILS, NO LIGHT. FINISH SHALL BE WHITE. FAN SHALL BE QUIET / VIRTUALLY SILENT. SHALL HAVE SPEED CONTROL, PROVIDE WALL MOUNTED REMOTE CONTROL.

POWER & SIGNAL LEGEND :

- NEW LIGHT SWITCH
- NEW QUAD OUTLET
- NEW DUPLEX OUTLET
- NEW DATA/PHONE OUTLET
- NEW DATA OUTLET
- SD — SMOKE DETECTOR
- SD — SMOKE DETECTOR ON WALL

LEGEND:

- XX / A-XX — DETAIL TAG / SHEET NUMBER
- AX.X — ELEVATION TAG / SHEET NUMBER
- XX — FIXTURE / ACCESSORY NUMBER
- XX–X — FLOOR FINISH TAG
- NEW DOWN LIGHT AS PER LIGHT FIXTURE SCHEDULE
- E.C.C — EXPOSED EXISTING CONCRETE CEILING. REFER TO FINISH SCHEDULE
- G.C. — DENOTES GYPSUM CEILING. REFER TO FINISH SCHEDULE.
- XX-X — FURNITURE TAG
- SURFACE MOUNTED LIGHTING FIXTURE. AS PER LIGHTING FIXTURE SCHEDULE
- XX — WALL TAG
- SPRINKLER ON CEILING
- SPRINKLER ON WALL
- LED STRIP LIGHT AS PER LIGHTING SCHEDULE
- WIFI — SURFACE MOUNTED WIFI DEVICE.
- XX — LIGHT FIXTURE TYPE TAG
- RETURN GRILLE AS PER MECHANICAL DRAWINGS. WHITE FINISH.
- AD — 12" x 12" ACCESS DOOR. REFER TO NOTE 5 OF GENERAL NOTES ON THIS SHEET.

IMPORTANT NOTE:

THE CONTRACTOR SHALL TRACE ON FLOOR THE LAYOUT OF ALL THE WALLS BEFORE INSTALLING METAL STUDS AND SHALL VALIDATE THAT THE MEASUREMENTS ARE THE SAME AS INDICATED IN THE PLANS. IF MEASUREMENTS ARE NOT THE SAME, THE CONTRACTOR SHALL INFORM THE ARCHITECT IN WITTING BEFORE PROCEEDING TO LIFT THE WALLS.

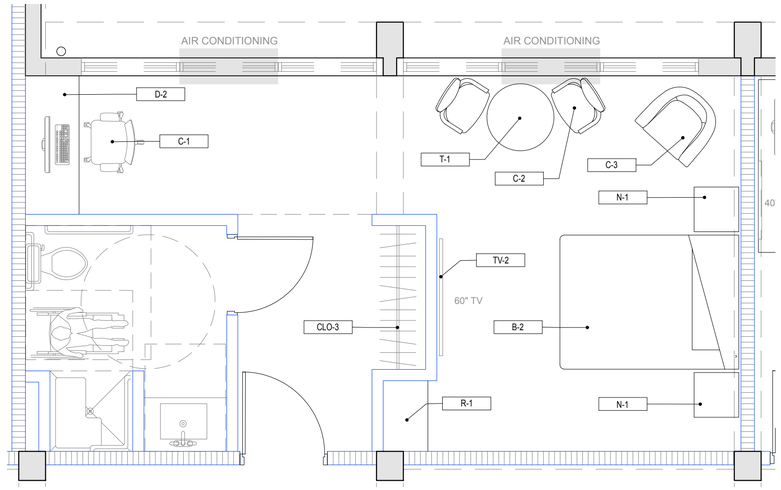

furniture plan - ada room

scale: 3/8"=1'-0" (if printed on 24"x36") 3 / A-05B

FURNITURE NOTE:
FOR DETAILED SPECIFICATIONS, INCLUDING DIMENSIONS, MATERIAL, AND COLOR. PLEASE REFER TO FF&E BOOKLET.

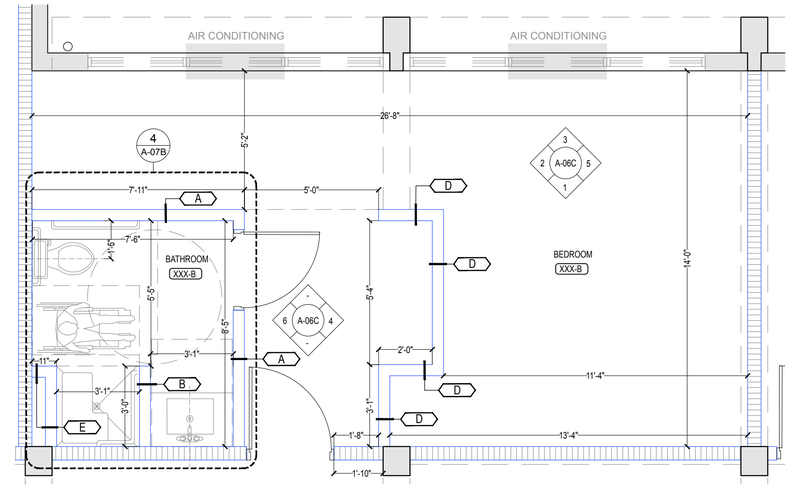

construction plan - ada room

scale: 3/8"=1'-0" (if printed on 24"x36") 1 / A-05B

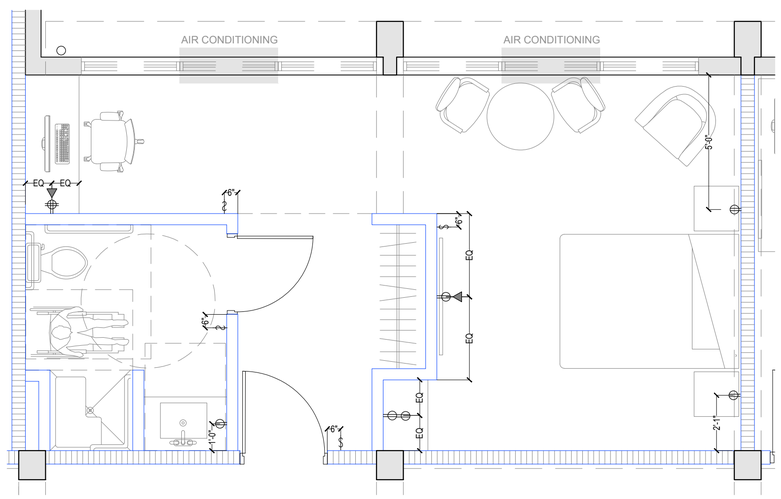

electrical plan - ada room

scale: 3/8"=1'-0" (if printed on 24"x36") 4 / A-05B

ELECTRICAL NOTE:

1. FOR WIRING ON ALL ELECTRICAL DEVICES, REFER TO ELECTRICAL DRAWINGS. IF THERE ARE ANY DISCREPANCIES BETWEEN THIS ENLARGED ELECTRICAL DRAWING AND THE CONSULTANT'S ELECTRICAL DRAWINGS, PLEASE INFORM THE ARCHITECT IMMEDIATELY BEFORE PROCEEDING WITH CONSTRUCTION.
2. EXISTING CMU BLOCK WALLS THAT ARE PROPOSED TO HAVE ELECTRICAL EQUIPMENT (OUTLETS, SWITCHES, ETC.) MUST NOT BE DEMOLISHED OR ROUGHLY / INVASIVELY CUT. ANY MODIFICATIONS TO EXISTING CMU WALLS SHOULD BE MINIMAL AND PRECISE TO ALLOW FOR ELECTRICAL ROUGH-INS. THE DESIGN INTENT IS TO PRESERVE THE CURRENT APPEARANCE OF THE WALLS WHILE KEEPING NEW ELECTRICAL COMPONENTS CONCEALED. ALL ELECTRICAL REQUIREMENTS, INCLUDING CONDUIT RUNS, SHOULD BE ACCOMMODATED WITHIN THE EXISTING CMU WALL WITHOUT SIGNIFICANT ALTERATIONS OR CUTS. ANY NECESSARY ADJUSTMENTS SHOULD BE COORDINATED WITH THE ARCHITECTS IN ADVANCE. NO EXCEPTIONS.

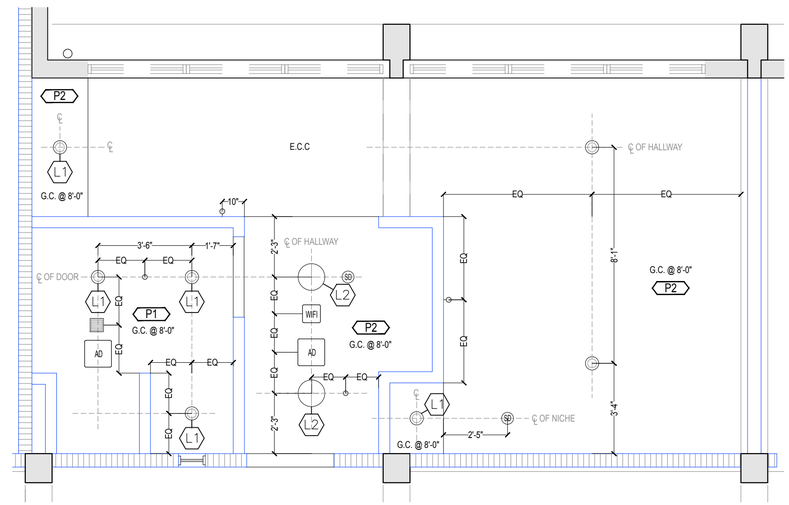

reflected ceiling plan - ada room

scale: 3/8"=1'-0" (if printed on 24"x36") 2 / A-05B

CODE COMPLIANCE: THIS PROJECT HAS BEEN DESIGNED IN ACCORDANCE WITH THE PUERTO RICO EXISTING BUILDING CODE 2018 EDITION. CONTRACTORS ARE NOT ALLOWED TO MAKE CHANGES TO THIS PROJECT WITHOUT WRITTEN AUTHORIZATION OF THE ARCHITECT OF RECORD.

Yo, Víctor M. Villegas Durán, Lic. #11445, certifico que soy el profesional que diseñó estos planos y las especificaciones complementarias. Además, certifico que los mismos cumplen con las especificaciones cumplen con las disposiciones aplicables al Reglamento Conjunto, las Ordenanzas Municipales, Reglamentos o Códigos de Construcción Vigentes de las Agencias, Juntas Reguladoras, Autoridades o Corporaciones Públicas con jurisdicción. Certifico, además, que en la preparación de estos planos y especificaciones no he violado ningún precepto de lo dispuesto en la Ley Núm. 14 de 8 de enero de 2004, según enmendada, conocida como la "Ley para la Administración y Transparencia de la Ley" con la (Ley Núm. 319 de 15 de mayo de 1938, según enmendada, Ley Núm. 96 de 6 de julio de 1988, según enmendada, y Ley Núm. 84 de 2002). Reconozco que cualquier declaración falsa o falsificación de los hechos que se haya producido en la preparación de estos planos y especificaciones, así como por otras personas con mi conocimiento, me hacen responsable de la misma y me someto a la disciplinaria por la OGPe.

CERTIFIED:

arquiteg
ARQUITECTOS
INGENIEROS
PLANIFICADORES

CONSTRUCTION AND FACILITIES MANAGEMENT OFFICE

PUERTO RICO ARMY NATIONAL GUARD
#552 BORINQUEER TRAIL, FORT BUCHANAN, PUERTO RICO 00934

PROJECT:
RESTORATION REPAIR OF BUILDING 149, FATC | P/N: 432122
FORT ALLEN TRAINING CENTER, JUANA DIAZ, PUERTO RICO

REVISIONS

NO.	DESCRIPTION	DATE	NO.	DESCRIPTION	DATE

100% BIDDING SET
NOT FOR CONSTRUCTION
BY: V.M.V. DATE: NOV 04, 2024

DESIGN:
VÍCTOR M. VILLEGAS — ELIAS VALDES
ANDRÉS M. VILLEGAS — MARIELA SUÁREZ
GILBERTO A. MENDOZA — JUAN CAMILO OSORIO
CARLA G. VILLARRUBIA

SUPERVISOR: VICTOR SANCHEZ, P.E.

VICTOR M. VILLEGAS DURÁN
ARQUITECTO LICENCIADO
LIC. 11445
PUERTO RICO

SHEET NUMBER: A-05B

SHEET TITLE: PROPOSED ADA ROOM BLOWUPS

SHEET: TOTAL SHEETS: OF

GENERAL NOTES:

1. GC TO COORDINATE WITH MEP DOCUMENTS AS NEEDED
2. GC TO INSTALL TV AND BRACKET. COORDINATE TV BRACKETS WITH ELECTRICAL OUTLETS BEFORE INSTALLATION.
3. CONTRACTOR SHALL REFER TO ARCHITECTURAL DRAWINGS FOR PRECISE LOCATION IN ORDER TO COORDINATE THE PLACEMENT OF ELECTRICAL EQUIPMENT (LIGHTING FIXTURES, POWER, DATA, SWITCHES, ETC) & MECHANICAL EQUIPMENT (SPRINKLERS, RETURN GRILLE, ETC)
4. ALL NEW POWER, TELE/DATA, SWITCHES TO HAVE WHITE COVER PLATES UNLESS STATED OTHERWISE.
5. ACCESS DOOR LOCATIONS SHOWN ON THE REFLECTED CEILING PLAN ARE APPROXIMATE. THE G.C. MUST COORDINATE THE EXACT PLACEMENT OF ALL ACCESS DOORS TO ENSURE THAT DAMPERS AND VALVES ARE EASILY ACCESSIBLE FOR MAINTENANCE AND OPERATION. ACCESS DOORS SHALL HAVE CONCEALED HARDWARE AND CONTINUOUS FLUSH FINISH, WITH ONLY NARROW PERIMETER GAP. DOOR PANEL SHALL HAVE SAME FINISH AS THE SURROUNDING SURFACE (GYPSUM).
6. CEILING FAN SHALL BE 36" DIAMETER CEILING MOUNTED WITH ADJUSTABLE CEILING ROD WITH FOUR (4) AIRFOILS, NO LIGHT. FINISH SHALL BE WHITE. FAN SHALL BE QUIET / VIRTUALLY SILENT. SHALL HAVE SPEED CONTROL, PROVIDE WALL MOUNTED REMOTE CONTROL.

POWER & SIGNAL LEGEND :

- NEW LIGHT SWITCH
- NEW QUAD OUTLET
- NEW DUPLEX OUTLET
- NEW DATA/PHONE OUTLET
- NEW DATA OUTLET
- SD — SMOKE DETECTOR
- SD — SMOKE DETECTOR ON WALL

LEGEND:

- XX / A-XX — DETAIL TAG / SHEET NUMBER
- AX.X — ELEVATION TAG / SHEET NUMBER
- XX — FIXTURE / ACCESSORY NUMBER
- XX – X — FLOOR FINISH TAG
- NEW DOWN LIGHT AS PER LIGHT FIXTURE SCHEDULE
- E.C.C — EXPOSED EXISTING CONCRETE CEILING. REFER TO FINISH SCHEDULE
- G.C. — DENOTES GYPSUM CEILING. REFER TO FINISH SCHEDULE.
- XX-X — FURNITURE TAG
- SURFACE MOUNTED LIGHTING FIXTURE. AS PER LIGHTING FIXTURE SCHEDULE
- XX — WALL TAG
- SPRINKLER ON CEILING
- SPRINKLER ON WALL
- LED STRIP LIGHT AS PER LIGHTING SCHEDULE
- WIFI — SURFACE MOUNTED WIFI DEVICE.
- XX — LIGHT FIXTURE TYPE TAG
- RETURN GRILLE AS PER MECHANICAL DRAWINGS. WHITE FINISH.
- AD — 12" x 12" ACCESS DOOR. REFER TO NOTE 5 OF GENERAL NOTES ON THIS SHEET.

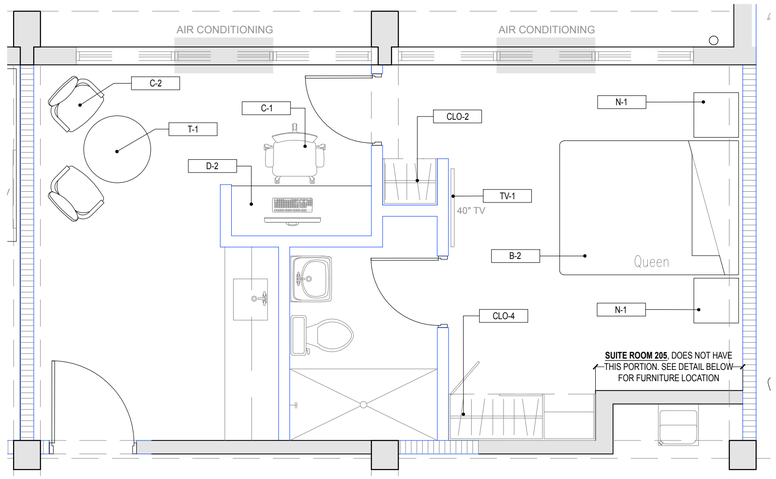

furniture plan - suite room (3 / A-05C)
scale: 3/8"=1'-0" (if printed on 24"x36")

FURNITURE NOTE:
FOR DETAILED SPECIFICATIONS, INCLUDING DIMENSIONS, MATERIAL, COLOR AND LOCATION INSTRUCTIONS, PLEASE REFER FF&E BOOKLET.

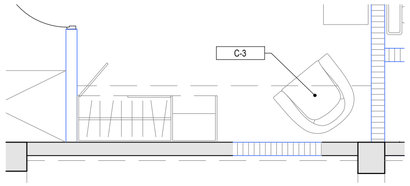

furniture plan - suite room 205
scale: 3/8"=1'-0" (if printed on 24"x36")

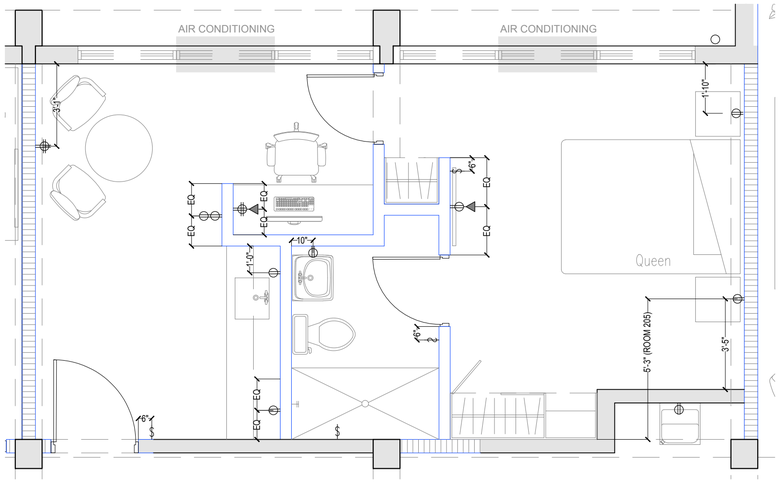

electrical plan - suite room (4 / A-05C)
scale: 3/8"=1'-0" (if printed on 24"x36")

ELECTRICAL NOTE:

1. FOR WIRING ON ALL ELECTRICAL DEVICES, REFER TO ELECTRICAL DRAWINGS. IF THERE ARE ANY DISCREPANCIES BETWEEN THIS ENLARGED ELECTRICAL DRAWING AND THE CONSULTANT'S ELECTRICAL DRAWINGS, PLEASE INFORM THE ARCHITECT IMMEDIATELY BEFORE PROCEEDING WITH CONSTRUCTION.
2. EXISTING CMU BLOCK WALLS THAT ARE PROPOSED TO HAVE ELECTRICAL EQUIPMENT (OUTLETS, SWITCHES, ETC.) MUST NOT BE DEMOLISHED OR ROUGHLY / INVASIVELY CUT. ANY MODIFICATIONS TO EXISTING CMU WALLS SHOULD BE MINIMAL AND PRECISE TO ALLOW FOR ELECTRICAL ROUGH-INS. THE DESIGN INTENT IS TO PRESERVE THE CURRENT APPEARANCE OF THE WALLS WHILE KEEPING NEW ELECTRICAL COMPONENTS CONCEALED. ALL ELECTRICAL REQUIREMENTS, INCLUDING CONDUIT RUNS, SHOULD BE ACCOMMODATED WITHIN THE EXISTING CMU WALL WITHOUT SIGNIFICANT ALTERATIONS OR CUTS. ANY NECESSARY ADJUSTMENTS SHOULD BE COORDINATED WITH THE ARCHITECTS IN ADVANCE. NO EXCEPTIONS.

IMPORTANT NOTE:

THE CONTRACTOR SHALL TRACE ON FLOOR THE LAYOUT OF ALL THE WALLS BEFORE INSTALLING METAL STUDS AND SHALL VALIDATE THAT THE MEASUREMENTS ARE THE SAME AS INDICATED IN THE PLANS. IF MEASUREMENTS ARE NOT THE SAME, THE CONTRACTOR SHALL INFORM THE ARCHITECT IN WITTING BEFORE PROCEEDING TO LIFT THE WALLS.

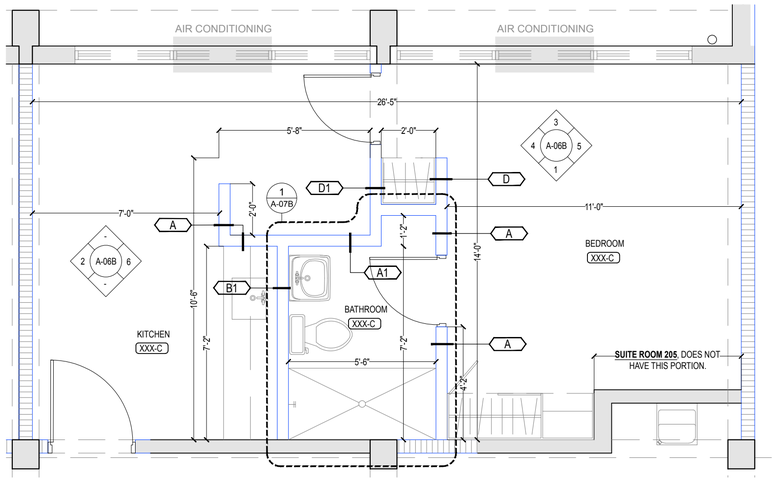

construction plan - suite room (1 / A-05C)
scale: 3/8"=1'-0" (if printed on 24"x36")

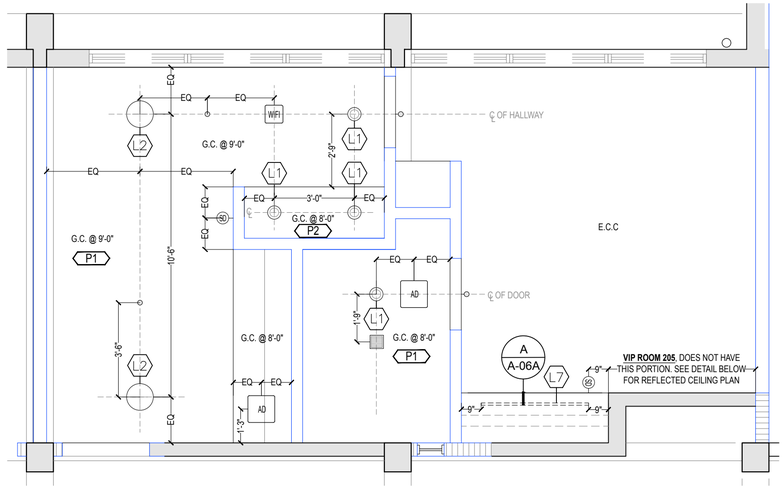

reflected ceiling plan - suite room (2 / A-05C)
scale: 3/8"=1'-0" (if printed on 24"x36")

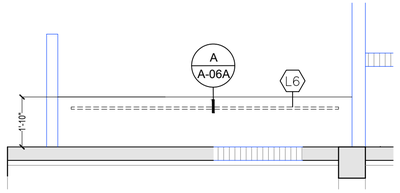

reflected ceiling plan - suite room 205 (2 / A-05C)
scale: 3/8"=1'-0" (if printed on 24"x36")

CODE COMPLIANCE: THIS PROJECT HAS BEEN DESIGNED IN ACCORDANCE WITH THE PUERTO RICO EXISTING BUILDING CODE 2018 EDITION. CONTRACTORS ARE NOT ALLOWED TO MAKE CHANGES TO THIS PROJECT WITHOUT WRITTEN AUTHORIZATION OF THE ARCHITECT OF RECORD.

Yo, Víctor M. Villegas Durán, Lic. #11445, certifico que soy el profesional que diseñó estos planos y las especificaciones complementarias. Además, certifico que los mismos están diseñados y especificaciones cumplen con las disposiciones aplicables del Reglamento Conjunto, las Códigos de Construcción Vigentes de las Agencias, Juntas Reguladoras, Administración o Corporaciones Públicas con jurisdicción. Certifico, además, que en la preparación de estos planos y especificaciones no he violado ningún precepto de lo dispuesto en la Ley Núm. 14 de 8 de enero de 2004, según enmendada, conocida como la "Ley para la Protección de la Propiedad Vivienda" y con la [Ley Núm. 319 de 15 de mayo de 1938, según enmendada, Ley Núm. 96 de 6 de julio de 1988, según enmendada, conocida como la "Ley de Propiedad Horizontal". Reconozco que cualquier declaración falsa o falsificación de los hechos que se haya producido en la preparación de estos planos y especificaciones, así como cualquier violación a la ley por mí, mis agentes o empleados, o por otras personas con mi conocimiento, me hacen responsable de la misma y me someto a la disciplinaria por la OCPe.

CERTIFIED:

arquiteg
ARQUITECTOS
INGENIEROS
PLANIFICADORES

CONSTRUCTION AND FACILITIES MANAGEMENT OFFICE

PUERTO RICO ARMY NATIONAL GUARD
#552 BORINQUENEER TRAIL, FORT BUCHANAN, PUERTO RICO 00934

PROJECT:
RESTORATION REPAIR OF BUILDING 149, FATC | P/N: 432122
FORT ALLEN TRAINING CENTER, JUANA DIAZ, PUERTO RICO

NO.	DATE	DESCRIPTION
1		

REVISIONS

100% BIDDING SET
NOT FOR CONSTRUCTION
BY: V.M.V. DATE: NOV 04, 2024

DESIGN:
VÍCTOR M. VILLEGAS
ANDRÉS M. VILLEGAS
GILBERTO A. MENDOZA
CARLA G. VILLARRUBIA
ELIAS VALDES
MARIELA SUÁREZ
JUAN CAMILO OSORIO

SUPERVISOR: VICTOR SANCHEZ, P.E.

VICTOR M. VILLEGAS DURAN
ARQUITECTO LICENCIADO
LIC. 11445
PUERTO RICO

SHEET NUMBER:
A-05C

SHEET TITLE:
PROPOSED SUITE ROOM BLOWUPS

SHEET: TOTAL SHEETS: OF

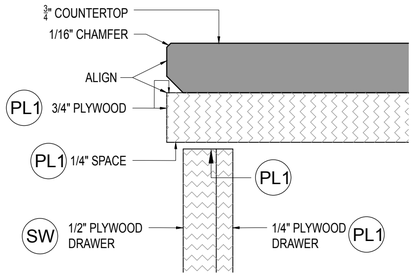

cabinet detail mkd

scale: NTS (if printed on 24"x36") 1 A-05C.1

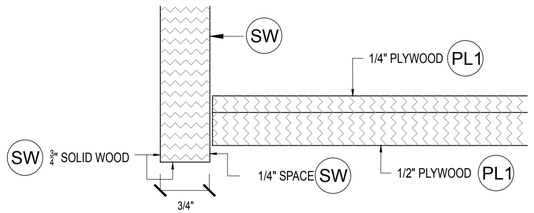

cabinet detail mkd

scale: NTS (if printed on 24"x36") 2 A-05C.1

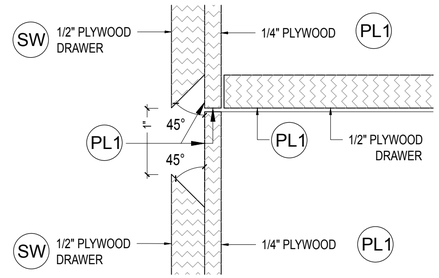

cabinet pull detail mkd

scale: NTS (if printed on 24"x36") 3 A-05C.1

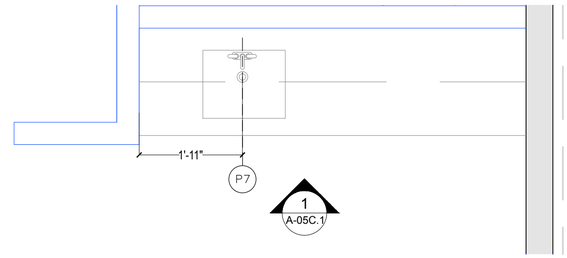

kitchenette - suite room

scale: 3/4"=1'-0" (if printed on 24"x36") 1 A-05C.1

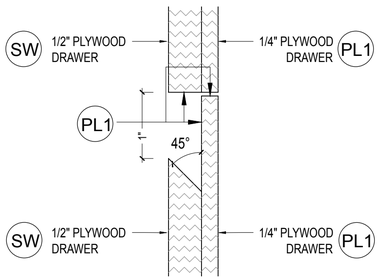

cabinet pull detail mkd

scale: NTS (if printed on 24"x36") 4 A-05C.1

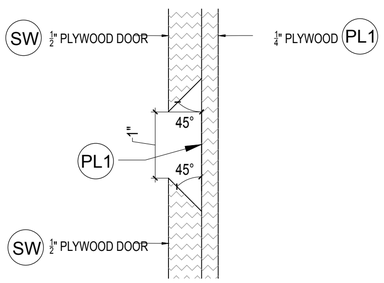

cabinet pull detail mkd

scale: NTS (if printed on 24"x36") 6 A-05C.1

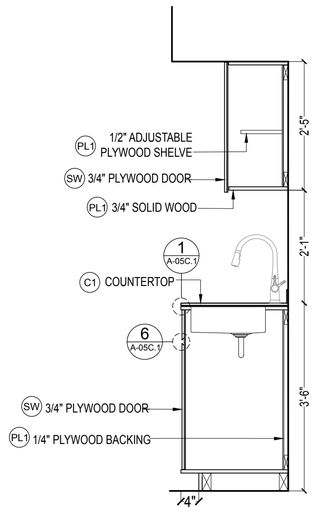

kitchenette - section mkd

scale: 3/4"=1'-0" (if printed on 24"x36") A A-05C.1

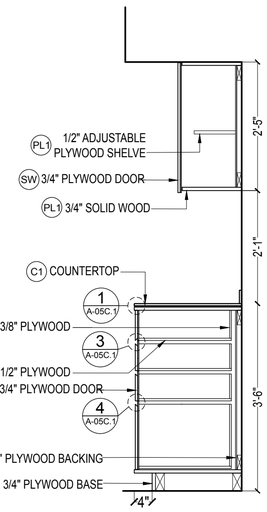

kitchenette - section mkd

scale: 3/4"=1'-0" (if printed on 24"x36") B A-05C.1

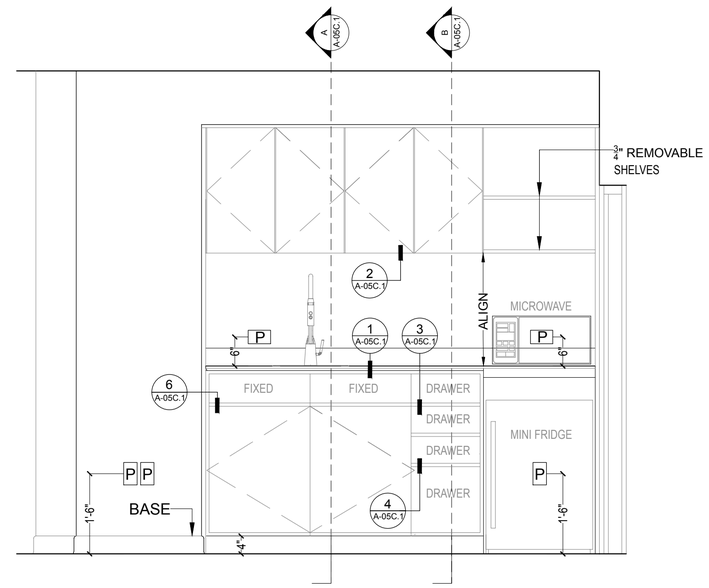

kitchenette - elevation mkd

scale: 3/4"=1'-0" (if printed on 24"x36") 1 A-05C.1

MILLWORK FINISHES CHART

MILLWORK FINISHES

- (PL1) LAMINATE WHITE MATTE 58 GRADE CC
- (PL2) LAMINATE BLACK MATTE 58 GRADE 12
- (SW) WOOD SHALL BE STAINED SEMI TRANSPARENT. APPLY CONDITIONER FOR A UNIFORM COLOR. AFTER STAIN APPLY SEALER (2) COATS. FINISH SHALL BE MATTE. PROVIDE SAMLPE

COUNTERTOP

- (C1) $\frac{1}{2}$" SOLID SURFACE WHITE GRADE 2

KITCHENETTE CABINET'S NOTES:

1. DOOR HINGES SHALL BE SOFT CLOSING. HINGES MUST BE DOWELED. FINISH SHALL BE WHITE.
2. DRAWER RUNNERS SHALL BE STANDARD FULL EXTENSION. ENTIRE DRAWER MUST BE EXTENDED OUTWARD, BUT NOT PASS THE COUNTERTOP EDGE. MUST BE SIDE MOUNTED. DRAWER RUNNER SHALL BE SOFT CLOSING. FINISH SHALL BE WHITE.
3. DRYWALL PARTITIONS TO RECEIVE WALL CABINETS SHALL BE REINFORCED WITH $\frac{3}{4}$" MAHOGANY PLYWOOD PANEL EACH 12" CC FLOOR TO CEILING.
4. KITCHEN CABINETS DIMENSIONS AND ANGLES SHALL BE REVISED BY G.C. BEFORE BIDDING AND MANUFACTURING.
5. SAMPLE AND/OR LITERATURE OF ALL MATERIALS SHALL BE SUBMITTED TO THE ARCHITECT FOR APPROVAL BEFORE ORDERING.
6. IT IS GENERAL CONTRACTOR RESPONSIBILITY TO CHECK AND APPROVE SAMPLE AND/OR LITERATURE OF HARDWARE AND FINISHES BEFORE SUBMISSION TO THE ARCHITECT.
7. DETAILED SHOP DRAWINGS SHALL BE PROVIDED.
8. ALL WOOD SHALL BE BOOK MATCHED, INCLUDING LOWER KITCHENETTE CABINETS.
9. ALL WOOD SHALL BE MAHOGANY SAPELI.

VICTOR M. VILLEGAS DURAN
ARQUITECTO LICENCIADO
LIC. 11445
PUERTO RICO

CODE COMPLIANCE: THIS PROJECT HAS BEEN DESIGNED IN ACCORDANCE WITH THE PUERTO RICO EXISTING BUILDING CODE 2018 EDITION. CONTRACTORS ARE NOT ALLOWED TO MAKE CHANGES TO THIS PROJECT WITHOUT WRITTEN AUTHORIZATION OF THE ARCHITECT OF RECORD.

Yo, Víctor M. Villegas Durán, Lic. #11445, certifico que soy el profesional que diseñó estos planos y las especificaciones complementarias. Además, certifico que estos planos y las especificaciones cumplen con las disposiciones aplicables del Reglamento Conjunto, las Códigos de Construcción Vigentes de las Corporaciones Públicas con jurisdicción. Certifico, además, que en la preparación de estos planos y especificaciones no he violado ninguna disposición de la Ley Núm. 14 de 8 de enero de 2004, según enmendada, conocida como la "Ley para la Administración y Transformación de los Recursos Humanos en el Gobierno de Puerto Rico", y lo dispuesto en la Ley Núm. 119 de 15 de mayo de 1958, según enmendada, Ley Núm. 96 de 6 de julio de 1978, según enmendada, y demás leyes aplicables. Reconozco que cualquier declaración falsa o falsificación de los hechos que se haya producido en la preparación de estos planos y especificaciones, me hacen responsable ante la ley, y por otras personas con mi conocimiento, me hacen responsable ante la ley, y por otras personas con mi conocimiento, me hacen responsable ante la ley, y por otras personas con mi conocimiento

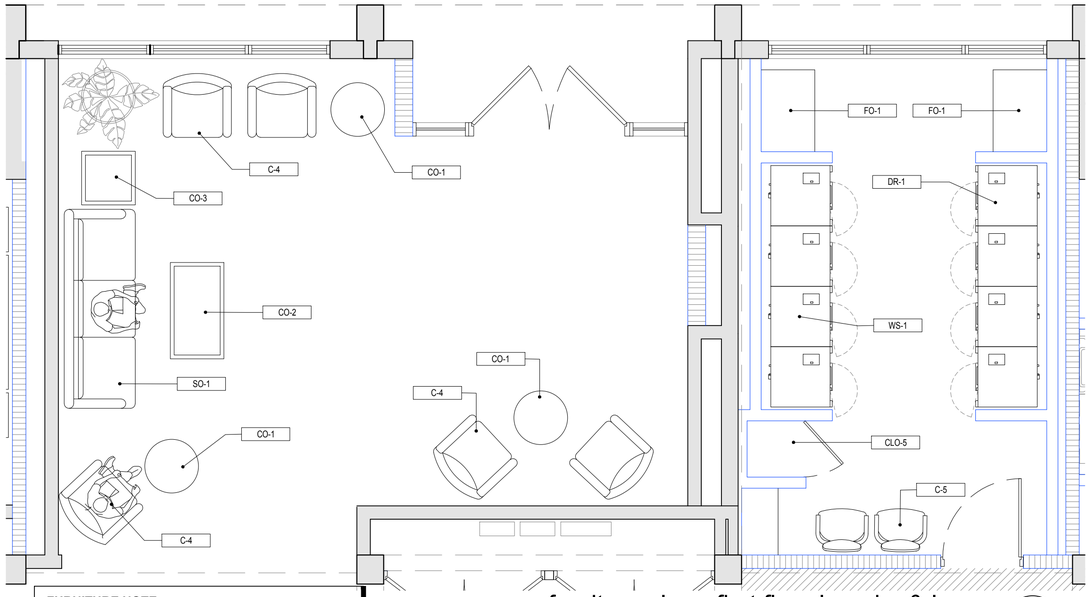

FURNITURE NOTE:
FOR DETAILED SPECIFICATIONS, INCLUDING DIMENSIONS, MATERIAL, COLOR AND LOCATION INSTRUCTIONS, PLEASE REFER FF&E BOOKLET.

furniture plan - first floor laundry & lounge (3 / A-05D)
scale: 3/8"=1'-0" (if printed on 24"x36")

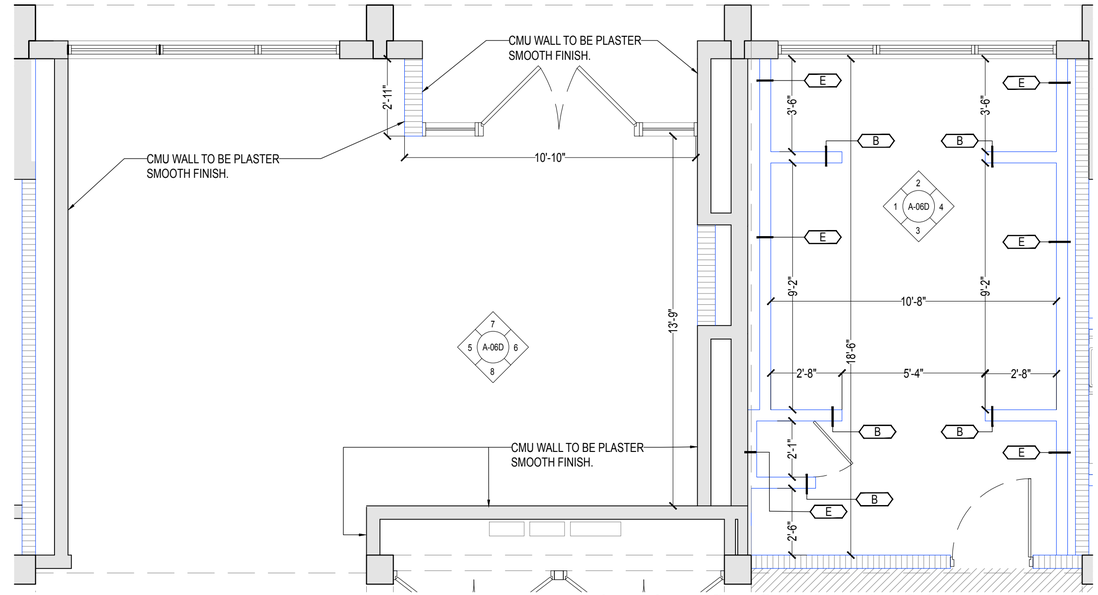

construction plan - first floor laundry & lounge (1 / A-05D)
scale: 3/8"=1'-0" (if printed on 24"x36")

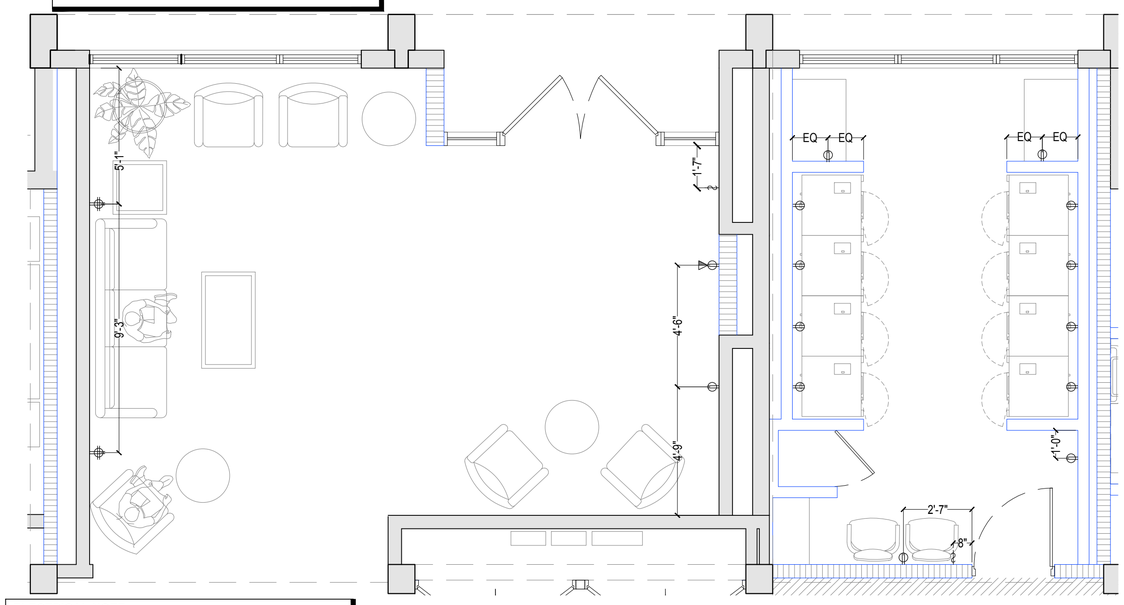

ELECTRICAL NOTE:
1. FOR WIRING ON ALL ELECTRICAL DEVICES, REFER TO ELECTRICAL DRAWINGS. IF THERE ARE ANY DISCREPANCIES BETWEEN THIS ENLARGED ELECTRICAL DRAWING AND THE CONSULTANT'S ELECTRICAL DRAWINGS, PLEASE INFORM THE ARCHITECT IMMEDIATELY BEFORE PROCEEDING WITH CONSTRUCTION.
2. EXISTING CMU BLOCK WALLS THAT ARE PROPOSED TO HAVE ELECTRICAL EQUIPMENT (OUTLETS, SWITCHES, ETC.) MUST NOT BE DEMOLISHED OR ROUGHLY / INVASIVELY CUT. ANY MODIFICATIONS TO EXISTING CMU WALLS SHOULD BE MINIMAL AND PRECISE TO ALLOW FOR ELECTRICAL ROUGH-INS. THE DESIGN INTENT IS TO PRESERVE THE CURRENT APPEARANCE OF THE WALLS WHILE KEEPING NEW ELECTRICAL COMPONENTS CONCEALED. ALL ELECTRICAL REQUIREMENTS, INCLUDING CONDUIT RUNS, SHOULD BE ACCOMMODATED WITHIN THE EXISTING CMU WALL WITHOUT SIGNIFICANT ALTERATIONS OR CUTS. ANY NECESSARY ADJUSTMENTS SHOULD BE COORDINATED WITH THE ARCHITECTS IN ADVANCE. NO EXCEPTIONS.

electrical plan - first floor laundry & lounge (4 / A-05D)
scale: 3/8"=1'-0" (if printed on 24"x36")

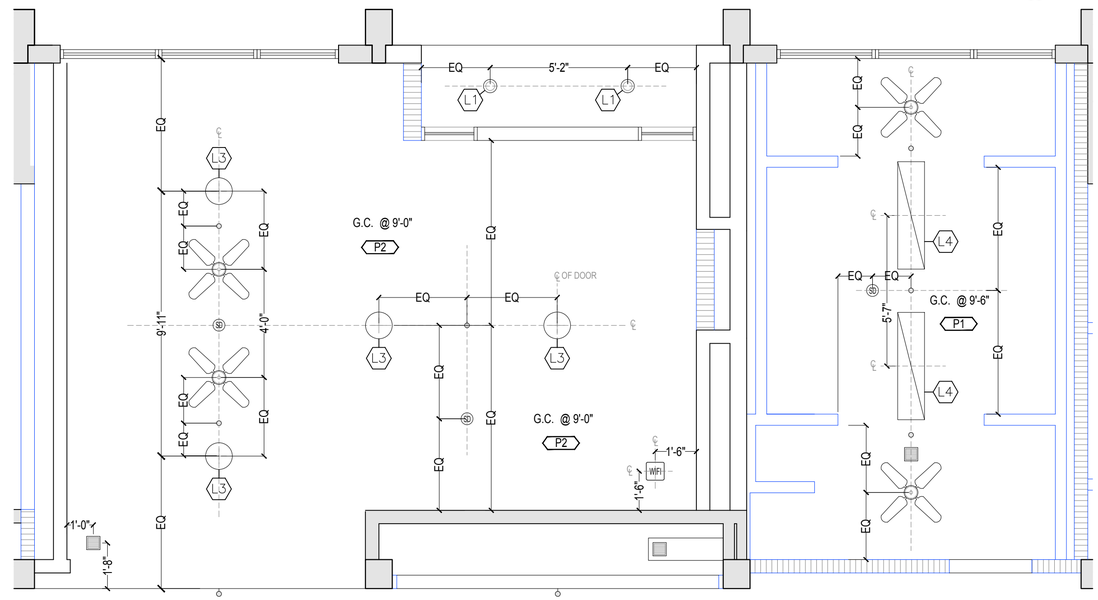

IMPORTANT NOTE:

THE CONTRACTOR SHALL TRACE ON FLOOR THE LAYOUT OF ALL THE WALLS BEFORE INSTALLING METAL STUDS AND SHALL VALIDATE THAT THE MEASUREMENTS ARE THE SAME AS INDICATED IN THE PLANS. IF MEASUREMENTS ARE NOT THE SAME, THE CONTRACTOR SHALL INFORM THE ARCHITECT IN WITTING BEFORE PROCEEDING TO LIFT THE WALLS.

reflected ceiling plan - first floor laundry & lounge (2 / A-05D)
scale: 3/8"=1'-0" (if printed on 24"x36")

GENERAL NOTES:

1. GC TO COORDINATE WITH MEP DOCUMENTS AS NEEDED
2. GC TO INSTALL TV AND BRACKET. COORDINATE TV BRACKETS WITH ELECTRICAL OUTLETS BEFORE INSTALLATION.
3. CONTRACTOR TO REFER TO ARCHITECTURAL DRAWINGS FOR PRECISE LOCATION IN ORDER TO COORDINATE THE PLACEMENT OF LIGHTING FIXTURES, POWER, DATA, SWITCHES, ETC.
4. ALL NEW POWER, TELE/DATA, SWITCHES TO HAVE WHITE COVER PLATES UNLESS STATED OTHERWISE.
5. ACCESS DOOR LOCATIONS SHOWN ON THE REFLECTED CEILING PLAN ARE APPROXIMATE. THE G.C. MUST COORDINATE THE EXACT PLACEMENT OF ALL ACCESS DOORS TO ENSURE THAT DAMPERS AND VALVES ARE EASILY ACCESSIBLE FOR MAINTENANCE AND OPERATION. ACCESS DOORS SHALL HAVE CONCEALED HARDWARE AND CONTINUOUS FLUSH FINISH, WITH ONLY NARROW PERIMETER GAP. DOOR PANEL SHALL HAVE SAME FINISH AS THE SURROUNDING SURFACE (GYPSUM).
6. CEILING FAN SHALL BE 36" DIAMETER CEILING MOUNTED WITH ADJUSTABLE CEILING ROD WITH FOUR (4) AIRFOILS, NO LIGHT. FINISH SHALL BE WHITE. FAN SHALL BE QUIET / VIRTUALLY SILENT. SHALL HAVE SPEED CONTROL, PROVIDE WALL MOUNTED REMOTE CONTROL.

POWER & SIGNAL LEGEND :

- NEW LIGHT SWITCH
- NEW QUAD OUTLET
- NEW DUPLEX OUTLET
- NEW DATA/PHONE OUTLET
- NEW DATA OUTLET
- SD — SMOKE DETECTOR
- SD — SMOKE DETECTOR ON WALL

LEGEND:

- XX / AXX — DETAIL TAG / SHEET NUMBER
- AX.X — ELEVATION TAG / SHEET NUMBER
- XX — FIXTURE / ACCESSORY NUMBER
- WiFi — SURFACE MOUNTED WIFI DEVICE.
- XX–X — FLOOR FINISH TAG
- NEW DOWN LIGHT AS PER LIGHT FIXTURE SCHEDULE
- E.C.C — EXPOSED EXISTING CONCRETE CEILING. REFER TO FINISH SCHEDULE
- G.C. — DENOTES GYPSUM CEILING. REFER TO FINISH SCHEDULE.
- XX-X — FURNITURE TAG
- XX — WALL TAG
- SPRINKLER ON CEILING
- SPRINKLER ON WALL
- SURFACE MOUNTED LIGHTING FIXTURE. AS PER LIGHTING FIXTURE SCHEDULE
- LED STRIP LIGHT AS PER LIGHTING SCHEDULE
- XX — LIGHT FIXTURE TYPE TAG
- RETURN GRILLE AS PER MECHANICAL DRAWINGS
- AD — 12" x 12" ACCESS DOOR. REFER TO NOTE 5 OF GENERAL NOTES ON THIS SHEET.

CODE COMPLIANCE: THIS PROJECT HAS BEEN DESIGNED IN ACCORDANCE WITH THE PUERTO RICO EXISTING BUILDING CODE 2018 EDITION. CONTRACTORS ARE NOT ALLOWED TO MAKE CHANGES TO THIS PROJECT WITHOUT WRITTEN AUTHORIZATION OF THE ARCHITECT OF RECORD.

Yo, Víctor M. Villegas Durán, Lic. #11445, certifico que soy el profesional que diseñó estos planos y las especificaciones complementarias. También, certifico que estos planos y las especificaciones cumplen con las disposiciones aplicables del Reglamento Conjunto, las Normas de Diseño y los Códigos de Construcción Vigentes de las Agencias Reguladoras Gubernamentales y Corporaciones Públicas con jurisdicción. Certifico, además, que en la preparación de estos planos y especificaciones no he violado ninguna disposición de la Ley Núm. 14 de 8 de enero de 2004, según enmendada, conocida como la "Ley para la Administración y Transformación de los Recursos Humanos en el Gobierno de Puerto Rico", y según enmendada, Ley Núm. 96 de 6 de julio de 1978, según enmendada, conocida como la "Ley Reconozco que cualquier declaración falsa o falsificación de los hechos que se haya producido en la preparación de estos planos y especificaciones por mí, mis agentes o empleados, o por otras personas con mi conocimiento, me hacen responsable de cualquier delito, falta, y disciplinaria por la OGPe.

CERTIFIED:

arquiteg
ARQUITECTOS
INGENIEROS
PLANIFICADORES

CONSTRUCTION AND FACILITIES MANAGEMENT OFFICE

PUERTO RICO ARMY NATIONAL GUARD
#552 BORINQUENEER TRAIL, FORT BUCHANAN, PUERTO RICO 00934

PROJECT:
RESTORATION REPAIR OF BUILDING 149, FATC | P/N: 432122
FORT ALLEN TRAINING CENTER, JUANA DIAZ, PUERTO RICO

NO.	DATE	REVISIONS DESCRIPTION	DATE

100% BIDDING SET
NOT FOR CONSTRUCTION
BY: V.M.V. DATE: NOV 04, 2024

DESIGN:
VICTOR M. VILLEGAS
ANDRÉS M. VILLEGAS
GILBERTO A. MENDOZA
CARLA G. VILLARRUBIA
ELIAS VALDES
MARIELA SUÁREZ
JUAN CAMILO OSORIO

SUPERVISOR: VICTOR SANCHEZ, P.E.

VICTOR M. VILLEGAS DURAN
ARQUITECTO LICENCIADO
LIC. 11445
PUERTO RICO

SHEET NUMBER: A-05D

SHEET TITLE: PROPOSED LAUNDRY & LOUNGE BLOWUPS

SHEET: TOTAL SHEETS: OF

FURNITURE NOTE:
FOR DETAILED SPECIFICATIONS, INCLUDING DIMENSIONS, MATERIAL, COLOR AND LOCATION INSTRUCTIONS, PLEASE REFER FF&E BOOKLET.

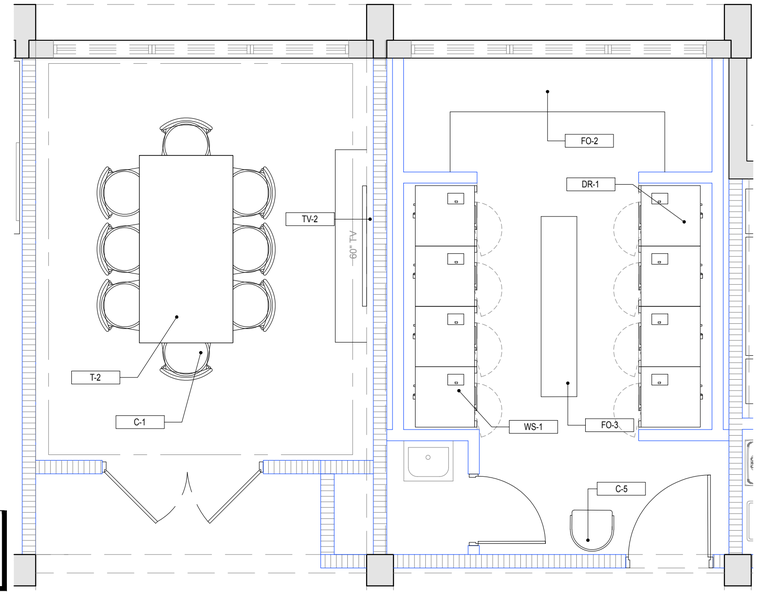

furniture plan - second floor laundry & lounge (3 / A-05E)

scale: 3/8"=1'-0" (if printed on 24"x36")

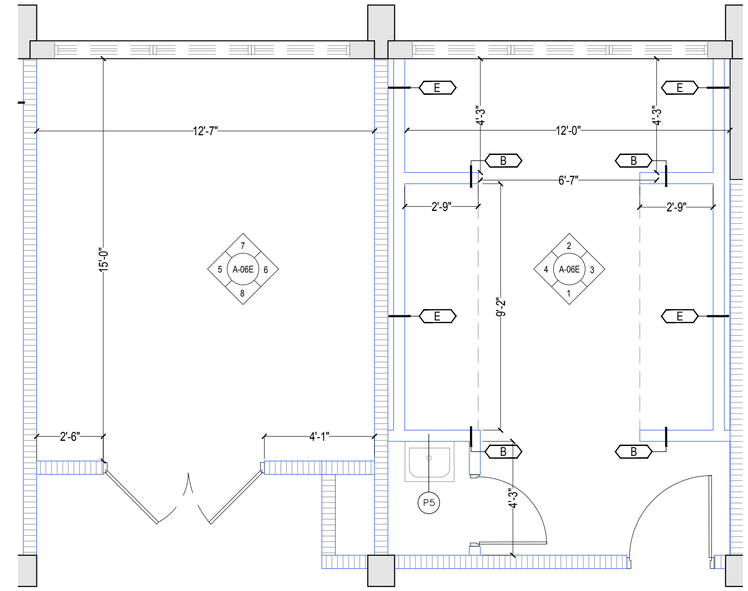

construction plan - second floor laundry & lounge (1 / A-05E)

scale: 3/8"=1'-0" (if printed on 24"x36")

ELECTRICAL NOTE:

1. FOR WIRING ON ALL ELECTRICAL DEVICES, REFER TO ELECTRICAL DRAWINGS. IF THERE ARE ANY DISCREPANCIES BETWEEN THIS ENLARGED ELECTRICAL DRAWING AND THE CONSULTANT'S ELECTRICAL DRAWINGS, PLEASE INFORM THE ARCHITECT IMMEDIATELY BEFORE PROCEEDING WITH CONSTRUCTION.
2. EXISTING CMU BLOCK WALLS THAT ARE PROPOSED TO HAVE ELECTRICAL EQUIPMENT (OUTLETS, SWITCHES, ETC.) MUST NOT BE DEMOLISHED OR ROUGHLY / INVASIVELY CUT. ANY MODIFICATIONS TO EXISTING CMU WALLS SHOULD BE MINIMAL AND PRECISE TO ALLOW FOR ELECTRICAL ROUGH-INS. THE DESIGN INTENT IS TO PRESERVE THE CURRENT APPEARANCE OF THE WALLS WHILE KEEPING NEW ELECTRICAL COMPONENTS CONCEALED. ALL ELECTRICAL REQUIREMENTS, INCLUDING CONDUIT RUNS, SHOULD BE ACCOMMODATED WITHIN THE EXISTING CMU WALL WITHOUT SIGNIFICANT ALTERATIONS OR CUTS. ANY NECESSARY ADJUSTMENTS SHOULD BE COORDINATED WITH THE ARCHITECTS IN ADVANCE. NO EXCEPTIONS.

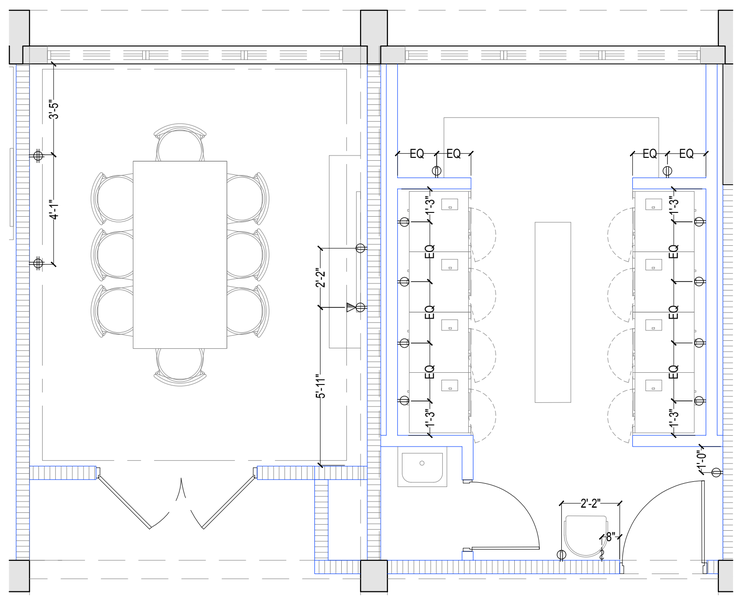

electrical plan - second floor laundry & lounge (4 / A-05E)

scale: 3/8"=1'-0" (if printed on 24"x36")

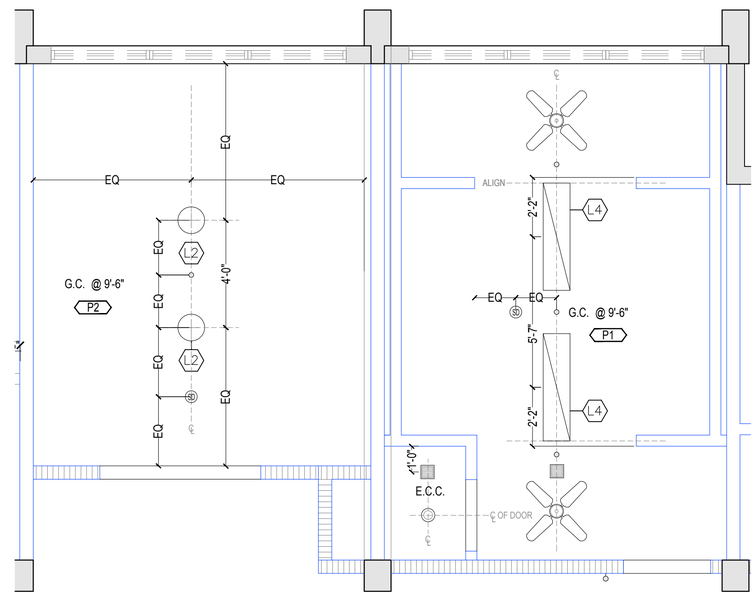

reflected ceiling plan - second floor laundry & lounge (2 / A-05E)

scale: 3/8"=1'-0" (if printed on 24"x36")

GENERAL NOTES:

1. GC TO COORDINATE WITH MEP DOCUMENTS AS NEEDED
2. GC TO INSTALL TV AND BRACKET. COORDINATE TV BRACKETS WITH ELECTRICAL OUTLETS BEFORE INSTALLATION.
3. CONTRACTOR TO REFER TO ARCHITECTURAL DRAWINGS FOR PRECISE LOCATION IN ORDER TO COORDINATE THE PLACEMENT OF LIGHTING FIXTURES, POWER, DATA, SWITCHES, ETC.
4. ALL NEW POWER, TELE/DATA, SWITCHES TO HAVE WHITE COVER PLATES UNLESS STATED OTHERWISE.
5. ACCESS DOOR LOCATIONS SHOWN ON THE REFLECTED CEILING PLAN ARE APPROXIMATE. THE G.C. MUST COORDINATE THE EXACT PLACEMENT OF ALL ACCESS DOORS TO ENSURE THAT DAMPERS AND VALVES ARE EASILY ACCESSIBLE FOR MAINTENANCE AND OPERATION. ACCESS DOORS SHALL HAVE CONCEALED HARDWARE AND CONTINUOUS FLUSH FINISH, WITH ONLY NARROW PERIMETER GAP. DOOR PANEL SHALL HAVE SAME FINISH AS THE SURROUNDING SURFACE (GYPSUM).
6. CEILING FAN SHALL BE 36" DIAMETER CEILING MOUNTED WITH ADJUSTABLE CEILING ROD WITH FOUR (4) AIRFOILS, NO LIGHT. FINISH SHALL BE WHITE. FAN SHALL BE QUIET / VIRTUALLY SILENT. SHALL HAVE SPEED CONTROL, PROVIDE WALL MOUNTED REMOTE CONTROL.

POWER & SIGNAL LEGEND :

- NEW LIGHT SWITCH
- NEW QUAD OUTLET
- NEW DUPLEX OUTLET
- NEW DATA/PHONE OUTLET
- NEW DATA OUTLET
- SD — SMOKE DETECTOR
- SD — SMOKE DETECTOR ON WALL

LEGEND:

- XX / AXX — DETAIL TAG / SHEET NUMBER
- AXX — ELEVATION TAG / SHEET NUMBER
- XX — FIXTURE / ACCESSORY NUMBER
- WIFI — SURFACE MOUNTED WIFI DEVICE.
- XX–X — FLOOR FINISH TAG
- NEW DOWN LIGHT AS PER LIGHT FIXTURE SCHEDULE
- E.C.C — EXPOSED EXISTING CONCRETE CEILING. REFER TO FINISH SCHEDULE
- G.C. — DENOTES GYPSUM CEILING. REFER TO FINISH SCHEDULE.
- XX-X — FURNITURE TAG
- XX — WALL TAG
- SPRINKLER ON CEILING
- SPRINKLER ON WALL
- SURFACE MOUNTED LIGHTING FIXTURE. AS PER LIGHTING FIXTURE SCHEDULE
- LED STRIP LIGHT AS PER LIGHTING SCHEDULE
- XX — LIGHT FIXTURE TYPE TAG
- RETURN GRILLE AS PER MECHANICAL DRAWINGS
- AD — 12" x 12" ACCESS DOOR. REFER TO NOTE 6 OF GENERAL NOTES ON THIS SHEET.

IMPORTANT NOTE:

THE CONTRACTOR SHALL TRACE ON FLOOR THE LAYOUT OF ALL THE WALLS BEFORE INSTALLING METAL STUDS AND SHALL VALIDATE THAT THE MEASUREMENTS ARE THE SAME AS INDICATED IN THE PLANS. IF MEASUREMENTS ARE NOT THE SAME, THE CONTRACTOR SHALL INFORM THE ARCHITECT IN WITTING BEFORE PROCEEDING TO LIFT THE WALLS.

VICTOR M. VILLEGAS DURAN — LICENCIADO — LIC. 11445 — PUERTO RICO

CODE COMPLIANCE: THIS PROJECT HAS BEEN DESIGNED IN ACCORDANCE WITH THE PUERTO RICO EXISTING BUILDING CODE 2018 EDITION. CONTRACTORS ARE NOT ALLOWED TO MAKE CHANGES TO THIS PROJECT WITHOUT WRITTEN AUTHORIZATION OF THE ARCHITECT OF RECORD.

Yo, Víctor M. Villegas Durán. Lic. #11445, certifico que soy el profesional que diseñó estos planos y las especificaciones complementarias. También, certifico que estos planos y especificaciones cumplen con las disposiciones aplicables del Reglamento Conjunto, las Códigos de Construcción Vigentes, de las Ordenanzas Municipales, Reglamentos y/o Corporaciones Públicas con jurisdicción. Certifico, además, que en la preparación de estos planos y especificaciones, no he violado ningún derecho de autor según dispuesto en la Ley Núm. 14 de 8 de enero de 2004, según enmendada, conocida como la "Ley para la Protección de la Propiedad Intelectual" y con la (Ley Núm. 319 de 15 de mayo de 1938, según enmendada, Ley Núm. 96 de 6 de julio de 1988, según enmendada, según aplicable). Reconozco que cualquier declaración falsa o falsificación de los hechos que se haya producido por desconocimiento o por omisión de mi parte, mi, mis agentes o empleados, o por otras personas con mi conocimiento, me hacen responsable de la acción legal, civil, penal, y disciplinaria por la OGPe.

CERTIFIED:

arquiteg
ARQUITECTOS
INGENIEROS
PLANIFICADORES

CONSTRUCTION AND FACILITIES MANAGEMENT OFFICE

PUERTO RICO ARMY NATIONAL GUARD
#552 BORINQUENEER TRAIL, FORT BUCHANAN, PUERTO RICO 00934

PROJECT:
RESTORATION REPAIR OF BUILDING 149, FATC | P/N: 432122
FORT ALLEN TRAINING CENTER, JUANA DIAZ, PUERTO RICO

NO.	DESCRIPTION	DATE	NO.	DESCRIPTION	DATE

100% BIDDING SET
NOT FOR CONSTRUCTION
BY: V.M.V. DATE: NOV 04, 2024

DESIGN:
VÍCTOR M. VILLEGAS — ELIAS VALDES
ANDRÉS M. VILLEGAS — MARIELA SUÁREZ
GILBERTO A. MENDOZA — JUAN CAMILO OSORIO
CARLA G. VILLARRUBIA

SUPERVISOR: VICTOR SANCHEZ, P.E.

SHEET NUMBER: A-05E

SHEET TITLE: PROPOSED LAUNDRY & LOUNGE BLOWUPS

SHEET: OF TOTAL SHEETS:

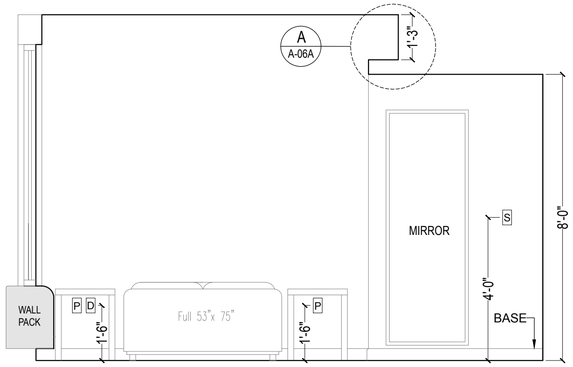

elevation mkd

scale: 1/2"=1'-0" (if printed on 24"x36") 4 A-06A

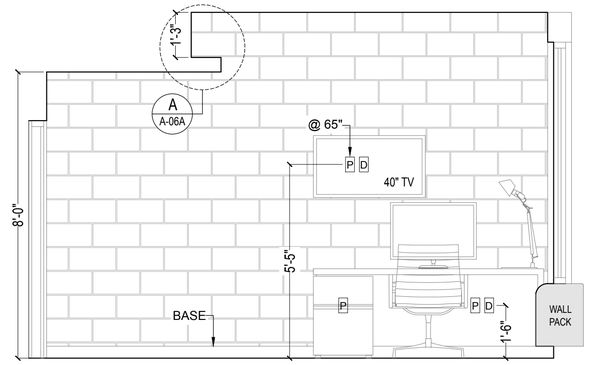

elevation mkd

scale: 1/2"=1'-0" (if printed on 24"x36") 3 A-06A

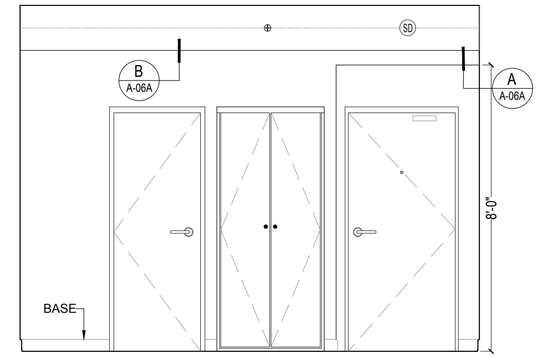

elevation mkd

scale: 1/2"=1'-0" (if printed on 24"x36") 1 A-06A

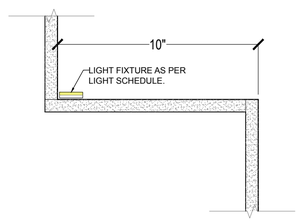

detail mkd

scale: 1/2"=1'-0" (if printed on 24"x36") B A-06A

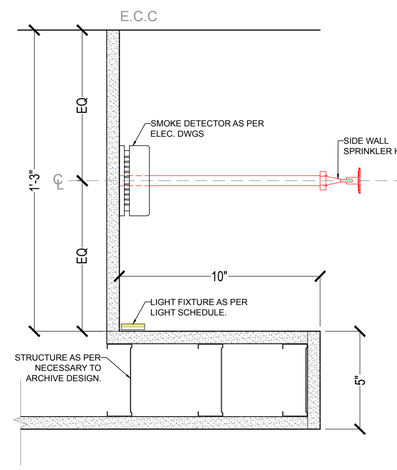

detail mkd

scale: 1/2"=1'-0" (if printed on 24"x36") A A-06A

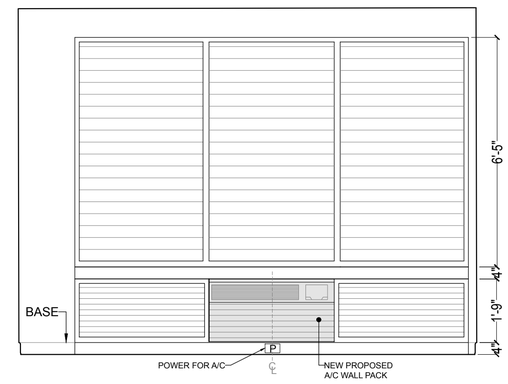

elevation mkd

scale: 1/2"=1'-0" (if printed on 24"x36") 2 A-06A

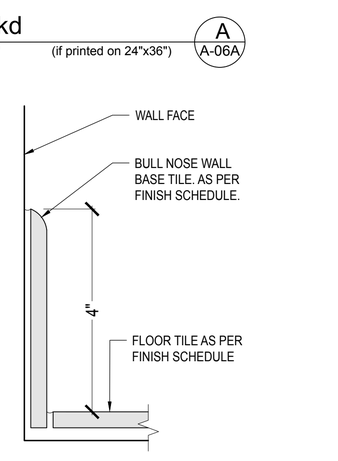

typical porcelain tile wall base

scale: NTS=1'-0" (if printed on 24"x36")

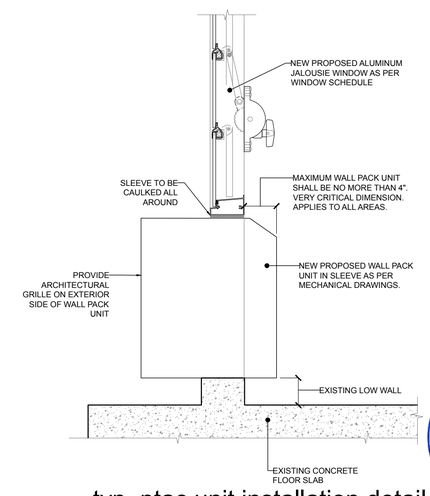

typ. ptac unit installation detail

scale: NTS=1'-0" (if printed on 24"x36")

VICTOR M. VILLEGAS DURAN
ARQUITECTO LICENCIADO
LIC. 11445
PUERTO RICO

CODE COMPLIANCE: THIS PROJECT HAS BEEN DESIGNED IN ACCORDANCE WITH THE PUERTO RICO EXISTING BUILDING CODE 2018 EDITION. CONTRACTORS ARE NOT ALLOWED TO MAKE CHANGES TO THIS PROJECT WITHOUT WRITTEN AUTHORIZATION OF THE ARCHITECT OF RECORD.

Yo, Víctor M. Villegas Durán Lic. #11445, certifico que soy el profesional que diseñó estos planos y las especificaciones complementarias. Además, certifico que estos documentos y especificaciones cumplen con las disposiciones aplicables del Reglamento conjunto y las Especificaciones Técnicas de Construcción, Códigos de Construcción Vigentes de las Corporaciones Públicas con jurisdicción. Certifico, además, que en la preparación de estos planos y especificaciones se ha cumplido substancialmente con lo dispuesto en la Ley Núm. 14 de 8 de enero de 2004, según enmendada, conocida como la "Ley para la Innovación, la Calidad y la Productividad" y con la (Ley Núm. 319 de 15 de mayo de 1938, según enmendada, Ley Núm. 96 de 6 de julio de 1988, según enmendada, según aplicable). Reconozco que cualquier declaración falsa o falsificación de los hechos que se haya producido en el documento o documentos ya sea por mí, mis agentes o empleados, o por otras personas con mi conocimiento, me hacen responsable de cualquier acción penal y disciplinaria por la OGPe.

CERTIFIED:

arquiteg
ARQUITECTOS
INGENIEROS
PLANIFICADORES

CONSTRUCTION AND FACILITIES MANAGEMENT OFFICE

PUERTO RICO ARMY NATIONAL GUARD
#552 BORINQUENEER TRAIL, FORT BUCHANAN, PUERTO RICO 00934

PROJECT:
RESTORATION REPAIR OF BUILDING 149, FATC | P/N: 432122
FORT ALLEN TRAINING CENTER, JUANA DIAZ, PUERTO RICO

NO.	DATE	DESCRIPTION	DATE
		REVISIONS	

100% BIDDING SET
NOT FOR CONSTRUCTION
BY: V.M.V. DATE: NOV 04, 2024

DESIGN:
VÍCTOR M. VILLEGAS
ANDRÉS M. VILLEGAS
GILBERTO A. MENDOZA
CARLA G. VILLARRUBIA
ELIAS VALDES
MARIELA SUÁREZ
JUAN CAMILO OSORIO

SUPERVISOR:
VICTOR SANCHEZ, P.E.

SHEET NUMBER:
A-06A

SHEET TITLE:
PROPOSED TYPICAL PRIVATE ROOM ELEVATIONS

SHEET: TOTAL SHEETS: OF

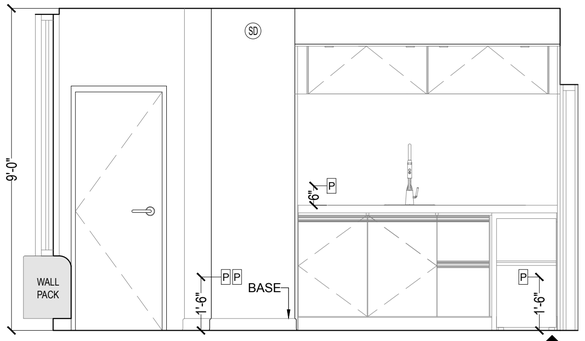

elevation mkd
scale: 1/2"=1'-0" (if printed on 24"x36") 6 A-06B

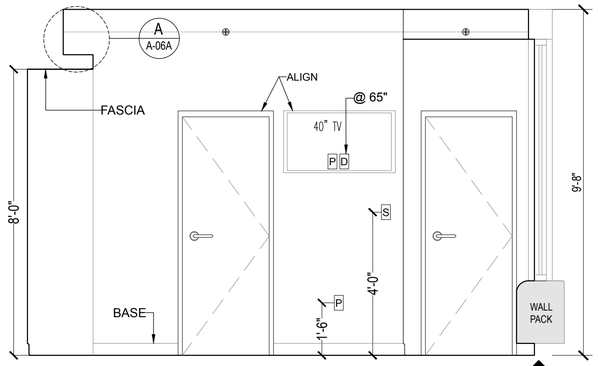

elevation mkd
scale: 1/2"=1'-0" (if printed on 24"x36") 4 A-06B

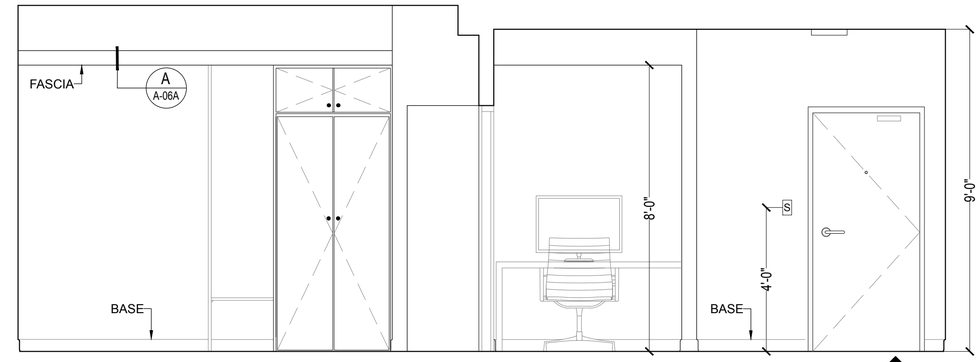

elevation mkd
scale: 1/2"=1'-0" (if printed on 24"x36") 1 A-06B

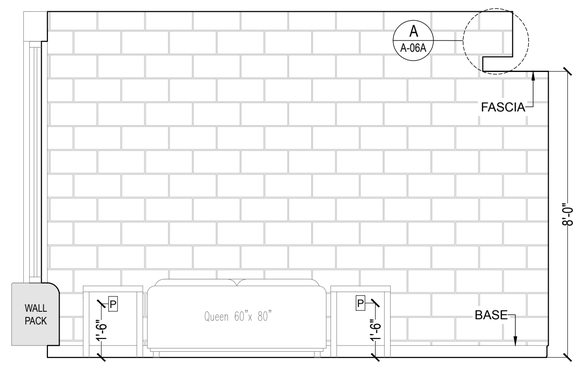

elevation mkd
scale: 1/2"=1'-0" (if printed on 24"x36") 5 A-06B

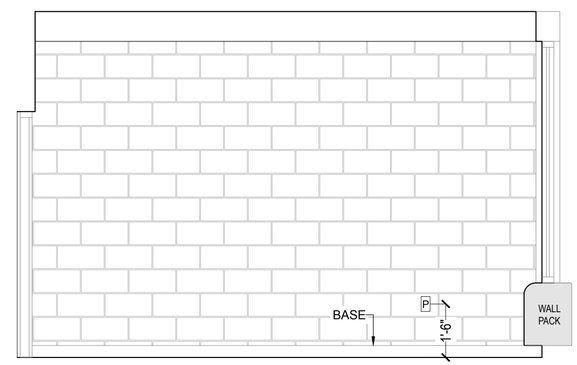

elevation mkd
scale: 1/2"=1'-0" (if printed on 24"x36") 2 A-06B

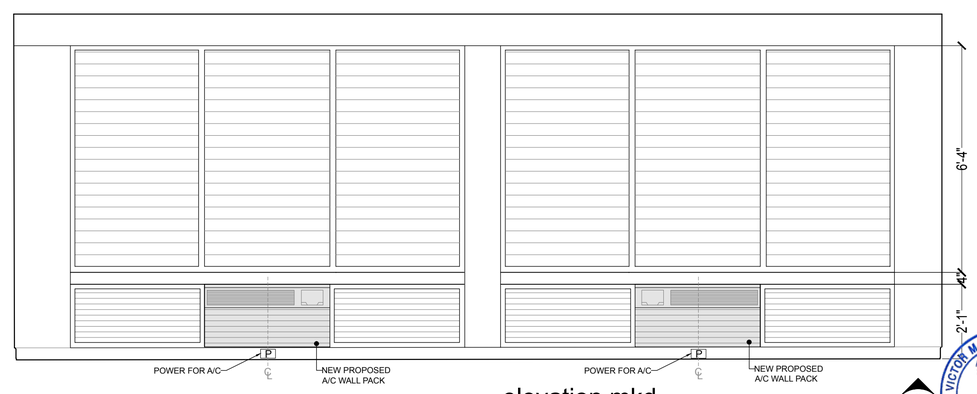

elevation mkd
scale: 1/2"=1'-0" (if printed on 24"x36") 3 A-06B

CODE COMPLIANCE: THIS PROJECT HAS BEEN DESIGNED IN ACCORDANCE WITH THE PUERTO RICO EXISTING BUILDING CODE 2018 EDITION. CONTRACTORS ARE NOT ALLOWED TO MAKE CHANGES TO THIS PROJECT WITHOUT WRITTEN AUTHORIZATION OF THE ARCHITECT OF RECORD.

Yo, Víctor M. Villegas Durán Lic. #11445, certifico que soy el profesional que diseñó estos planos y las especificaciones complementarias. Además, certifico que estos planos y especificaciones cumplen con las disposiciones aplicables al Reglamento conjunto y las Especificaciones Técnicas Conjuntas, así como a Códigos de Construcción Vigentes de las Agencias de Gobierno de Puerto Rico y las Corporaciones Públicas con jurisdicción. Certifico, además, que en la preparación de estos planos y especificaciones se ha dado cabal cumplimiento a lo dispuesto en la Ley Núm. 14 de 8 de enero de 2004, según enmendada, conocida como la "Ley para la Transformación y Flexibilidad Económica" y con la [Ley Núm. 319 de 15 de mayo de 1938, según enmendada, Ley Núm. 96 de 6 de julio de 1988, según enmendada, conocida como la Ley Reconozco que cualquier declaración falsa o falsificación de los hechos que se haya producido en el cumplimiento de lo aquí expuesto, me hace responsable de cualquier acción penal y/o disciplinaria por la OGPe.

CERTIFIED:

arquiteg
ARQUITECTOS
INGENIEROS
PLANIFICADORES

CONSTRUCTION AND FACILITIES MANAGEMENT OFFICE

PUERTO RICO ARMY NATIONAL GUARD
#552 BORINQUENEER TRAIL, FORT BUCHANAN, PUERTO RICO 00934

PROJECT:
RESTORATION REPAIR OF BUILDING 149, FATC | P/N: 432122
FORT ALLEN TRAINING CENTER, JUANA DIAZ, PUERTO RICO

NO.	DESCRIPTION	DATE
1		

REVISIONS

NO.	DATE	DESCRIPTION

100% BIDDING SET
NOT FOR CONSTRUCTION
BY: V.M.V. DATE: NOV 04, 2024

DESIGN:
VÍCTOR M. VILLEGAS
ANDRÉS M. VILLEGAS
GILBERTO A. MENDOZA
CARLA G. VILLARRUBIA
ELIAS VALDES
MARIELA SUÁREZ
JUAN CAMILO OSORIO

SUPERVISOR:
VICTOR SANCHEZ, P.E.

SHEET NUMBER:
A-06B

SHEET TITLE:
PROPOSED TYPICAL VIP ROOM ELEVATIONS

SHEET: TOTAL SHEETS: OF

VICTOR M. VILLEGAS DURAN
ARQUITECTO LICENCIADO
LIC. 11445
PUERTO RICO

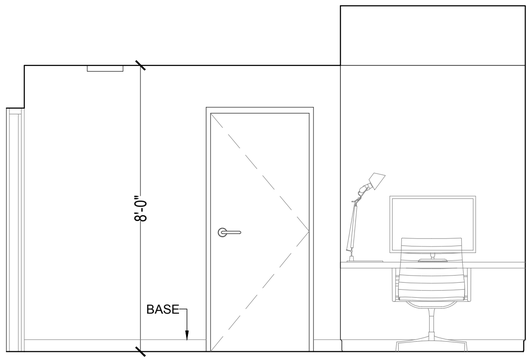

elevation mkd
scale: 1/2"=1'-0" (if printed on 24"x36")
6 A-06C

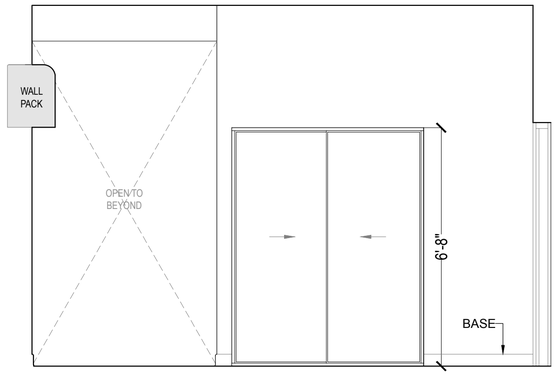

elevation mkd
scale: 1/2"=1'-0" (if printed on 24"x36")
4 A-06C

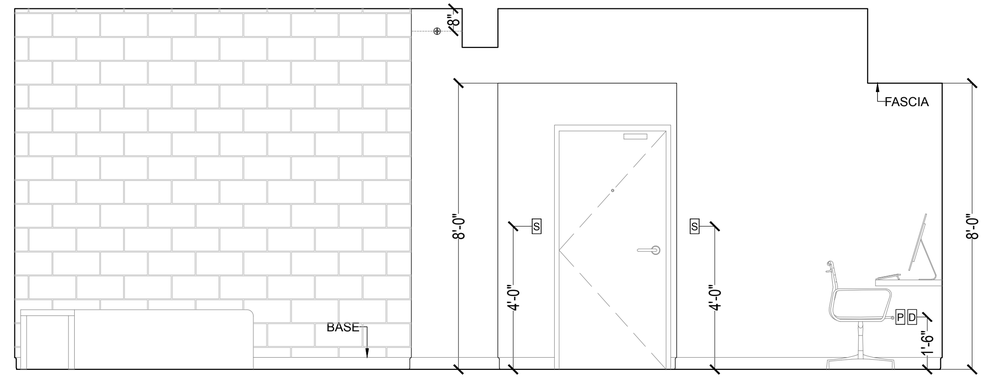

elevation mkd
scale: 1/2"=1'-0" (if printed on 24"x36")
1 A-06C

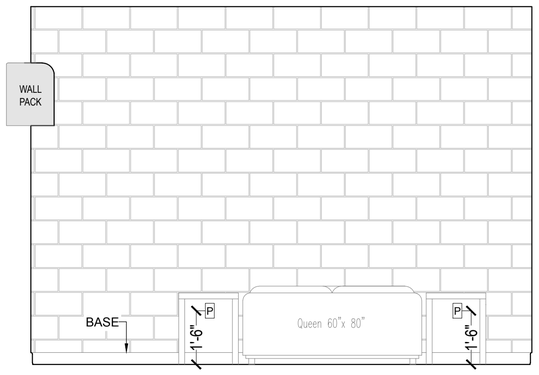

elevation mkd
scale: 1/2"=1'-0" (if printed on 24"x36")
5 A-06C

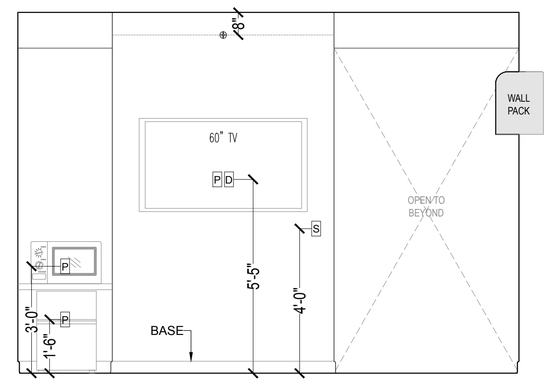

elevation mkd
scale: 1/2"=1'-0" (if printed on 24"x36")
2 A-06C

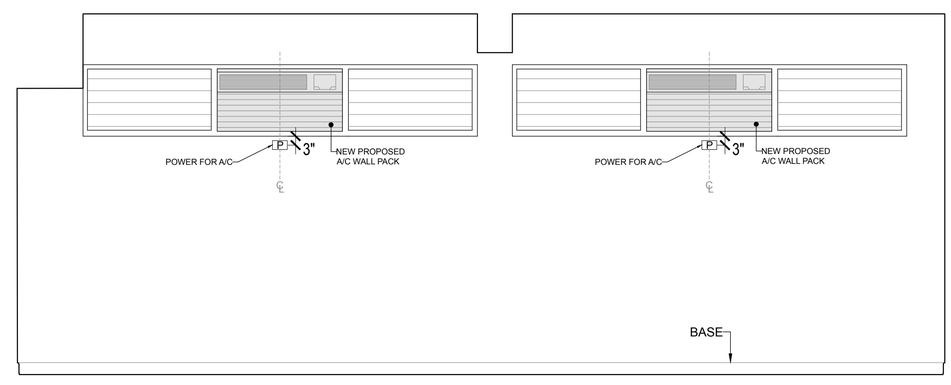

elevation mkd
scale: 1/2"=1'-0" (if printed on 24"x36")
3 A-06C

VICTOR M. VILLEGAS DURAN
ARQUITECTO LICENCIADO
LIC. 11445
PUERTO RICO

CODE COMPLIANCE: THIS PROJECT HAS BEEN DESIGNED IN ACCORDANCE WITH THE PUERTO RICO EXISTING BUILDING CODE 2018 EDITION. CONTRACTORS ARE NOT ALLOWED TO MAKE CHANGES TO THIS PROJECT WITHOUT WRITTEN AUTHORIZATION OF THE ARCHITECT OF RECORD.

Yo, Víctor M. Villegas Durán Lic. #11445, certifico que soy el profesional que diseñó estos planos y las especificaciones complementarias. También, certifico que estos planos y especificaciones cumplen con las disposiciones aplicables del Reglamento conjunto y las disposiciones aplicables de los Reglamentos y Códigos de Construcción Vigentes de las Agencias Reguladoras Gubernamentales, y/o Corporaciones Públicas con jurisdicción. Certifico, además, que en la preparación de estos planos y especificaciones se ha cumplido substancialmente con lo dispuesto en la Ley Núm. 14 de 8 de enero de 2004, según enmendada, conocida como la "Ley para la Transformación y Flexibilidad Económica" y con la [Ley Núm. 319 de 15 de mayo de 1938, según enmendada, Ley Núm. 96 de 6 de julio de 1988, según enmendada, conocida como la "Ley de Derechos de Autor". Reconozco que cualquier declaración falsa o falsificación de los hechos que se haya producido en el expediente de referencia, ya sea por mí, mis agentes o empleados, o por otras personas con mi conocimiento, me hacen responsable de cualquier sanción, penalidad y disciplinaria por la OGPe.

CERTIFIED:

arquiteg
ARQUITECTOS
INGENIEROS
PLANIFICADORES

CONSTRUCTION AND FACILITIES MANAGEMENT OFFICE

PUERTO RICO ARMY NATIONAL GUARD
#552 BORINQUENEER TRAIL, FORT BUCHANAN, PUERTO RICO 00934

PROJECT:
RESTORATION REPAIR OF BUILDING 149, FATC | P/N: 432122
FORT ALLEN TRAINING CENTER, JUANA DIAZ, PUERTO RICO

NO.	DESCRIPTION	DATE
1		

REVISIONS

NO.	DESCRIPTION	DATE

100% BIDDING SET
NOT FOR CONSTRUCTION
BY: V.M.V. DATE: NOV 04, 2024

DESIGN:
VÍCTOR M. VILLEGAS
ANDRÉS M. VILLEGAS
GILBERTO A. MENDOZA
CARLA G. VILLARRUBIA
ELIAS VALDES
MARIELA SUÁREZ
JUAN CAMILO OSORIO

SUPERVISOR: VICTOR SANCHEZ, P.E.

SHEET NUMBER: A-06C

SHEET TITLE: PROPOSED TYPICAL ADA ROOM ELEVATIONS

SHEET: TOTAL SHEETS: OF

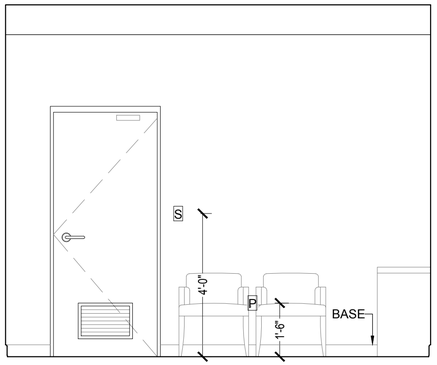

elevation mkd
scale: 1/2"=1'-0" (if printed on 24"x36") 3 A-06D



elevation mkd
scale: 1/2"=1'-0" (if printed on 24"x36") 2 A-06D

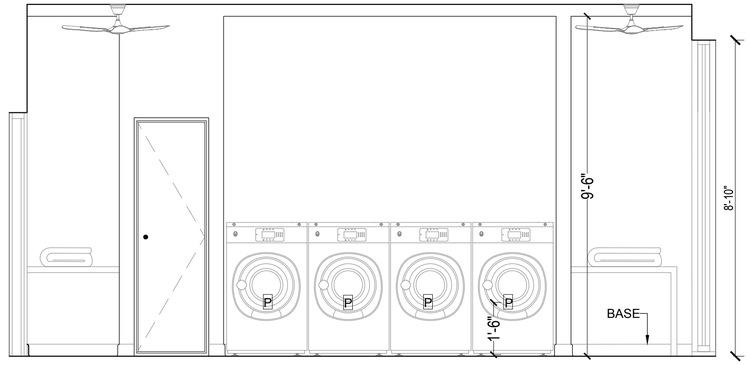

elevation mkd
scale: 1/2"=1'-0" (if printed on 24"x36") 1 A-06D

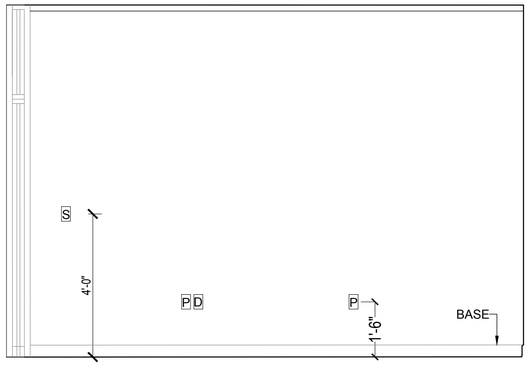

elevation mkd
scale: 1/2"=1'-0" (if printed on 24"x36") 6 A-06D

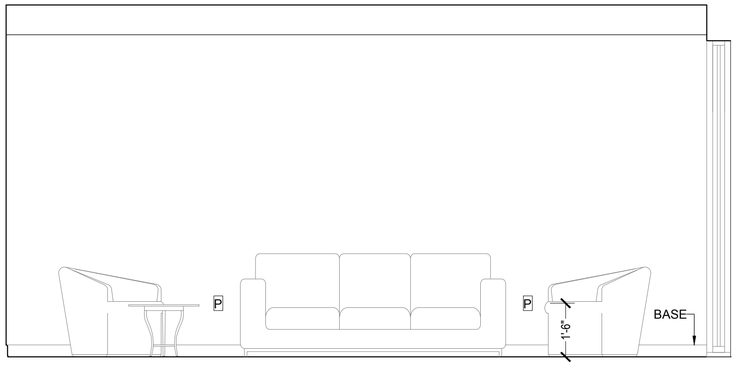

elevation mkd
scale: 1/2"=1'-0" (if printed on 24"x36") 5 A-06D

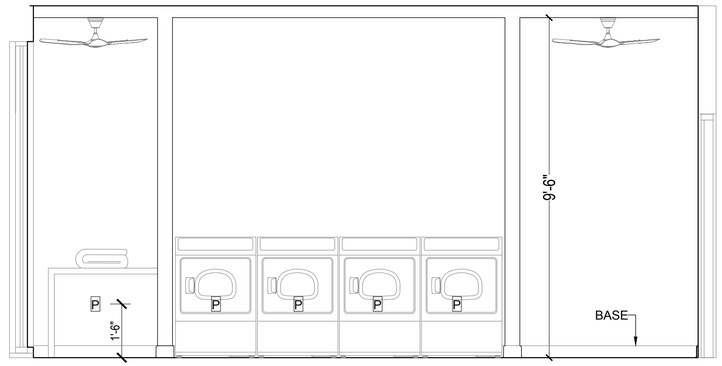

elevation mkd
scale: 1/2"=1'-0" (if printed on 24"x36") 4 A-06D

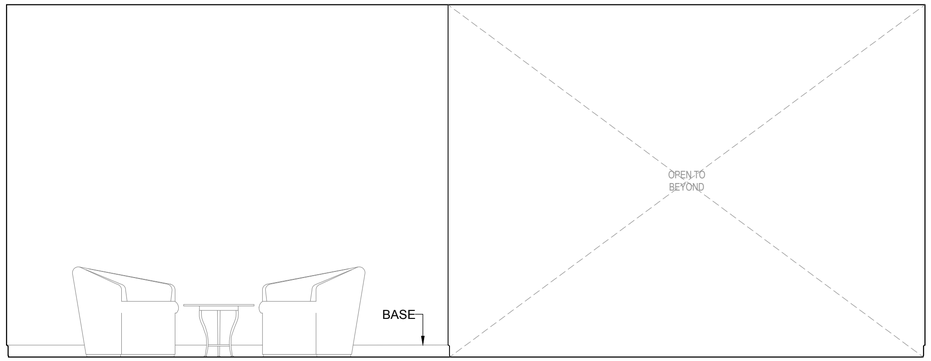

elevation mkd
scale: 1/2"=1'-0" (if printed on 24"x36") 8 A-06D

elevation mkd
scale: 1/2"=1'-0" (if printed on 24"x36") 7 A-06D

CODE COMPLIANCE: THIS PROJECT HAS BEEN DESIGNED IN ACCORDANCE WITH THE PUERTO RICO EXISTING BUILDING CODE 2018 EDITION. CONTRACTORS ARE NOT ALLOWED TO MAKE CHANGES TO THIS PROJECT WITHOUT WRITTEN AUTHORIZATION OF THE ARCHITECT OF RECORD.

VICTOR M. VILLEGAS DURAN
ARQUITECTO LICENCIADO
LIC. 11445
PUERTO RICO

Yo, Víctor M. Villegas Durán Lic. #11445, certifico que soy el profesional que diseñó estos planos y las especificaciones complementarias. Tambien, certifico que estos planos y especificaciones cumplen con las disposiciones aplicables al Reglamento Conjunto y las disposiciones aplicables de los Reglamentos y Códigos de Construcción Vigentes de las Agencias, Juntas Reguladoras, Comisiones y Corporaciones Públicas con jurisdicción. Certifico, además, que en la preparación de estos planos y especificaciones se ha cumplido y adherido con lo dispuesto en la Ley Núm. 14 de 8 de enero de 2004, según enmendada, conocida como la "Ley para la Innovación, la Calidad y la Competitividad" y con la [Ley Núm. 319 de 15 de mayo de 1938, según enmendada, Ley Núm. 96 de 6 de julio de 1978, según enmendada, según aplicable]. Reconozco que cualquier declaración falsa o falsificación de los hechos que se haya producido por desconocimiento o por negligencia, dolo o por mí, mis agentes o empleados, o por otras personas con mi conocimiento, me hacen responsable de cualquier acción de disciplinaria por la OGPe.

CERTIFIED:

arquiteg
ARQUITECTOS
INGENIEROS
PLANIFICADORES

CONSTRUCTION AND FACILITIES MANAGEMENT OFFICE

PUERTO RICO ARMY NATIONAL GUARD
#552 BORINQUENEER TRAIL, FORT BUCHANAN, PUERTO RICO 00934

PROJECT:
RESTORATION REPAIR OF BUILDING 149, FATC | P/N: 432122
FORT ALLEN TRAINING CENTER, JUANA DIAZ, PUERTO RICO

REVISIONS

NO.	DESCRIPTION	DATE	NO.	DESCRIPTION	DATE
1					

100% BIDDING SET
NOT FOR CONSTRUCTION
BY: V.M.V. DATE: NOV 04, 2024

DESIGN:
VÍCTOR M. VILLEGAS
ANDRÉS M. VILLEGAS
GILBERTO A. MENDOZA
CARLA G. VILLARRUBIA
ELIAS VALDES
MARIELA SUÁREZ
JUAN CAMILO OSORIO

SUPERVISOR:
VICTOR SANCHEZ, P.E.

SHEET NUMBER:
A-06D

SHEET TITLE:
PROPOSED FIRST FLOOR LAUNDRY & LOUNGE AREA ELEVATIONS

SHEET: TOTAL SHEETS: OF

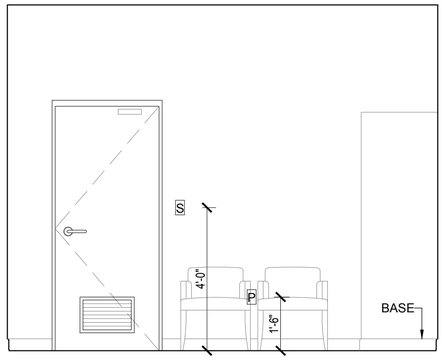

elevation mkd
scale: 1/2"=1'-0" (if printed on 24"x36") 1 A-06D

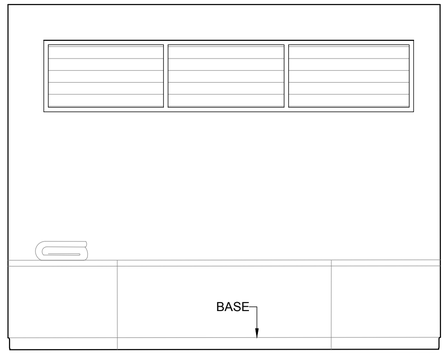

elevation mkd
scale: 1/2"=1'-0" (if printed on 24"x36") 2 A-06D

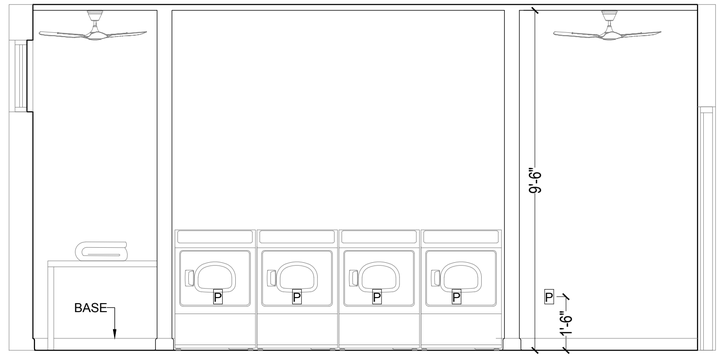

elevation mkd
scale: 1/2"=1'-0" (if printed on 24"x36") 3 A-06D

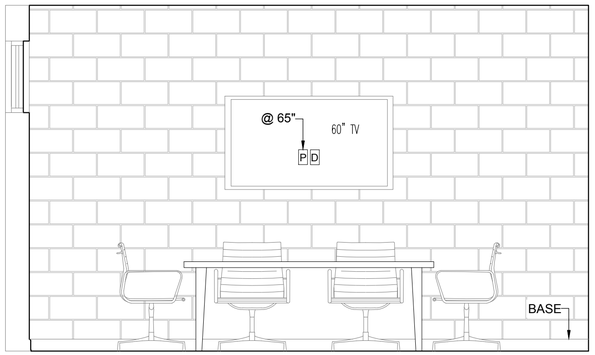

elevation mkd
scale: 1/2"=1'-0" (if printed on 24"x36") 6 A-06D



elevation mkd
scale: 1/2"=1'-0" (if printed on 24"x36") 5 A-06D

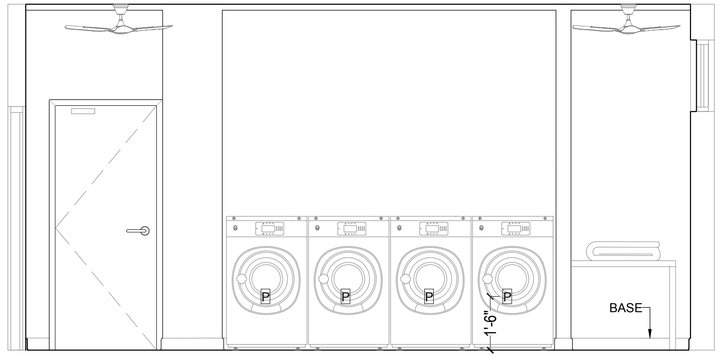

elevation mkd
scale: 1/2"=1'-0" (if printed on 24"x36") 4 A-06D

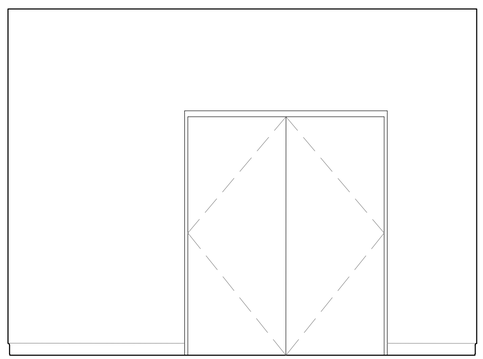

elevation mkd
scale: 1/2"=1'-0" (if printed on 24"x36") 8 A-06D

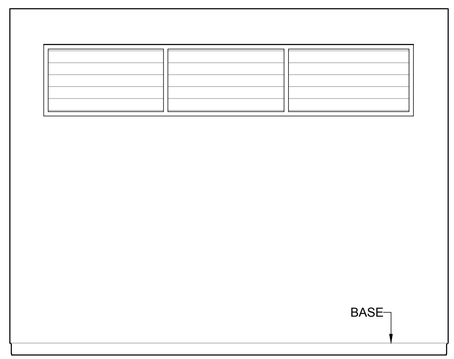

elevation mkd
scale: 1/2"=1'-0" (if printed on 24"x36") 7 A-06D

VICTOR M. VILLEGAS DURAN
ARQUITECTO LICENCIADO
LIC. 11445
PUERTO RICO

CODE COMPLIANCE: THIS PROJECT HAS BEEN DESIGNED IN ACCORDANCE WITH THE PUERTO RICO EXISTING BUILDING CODE 2018 EDITION. CONTRACTORS ARE NOT ALLOWED TO MAKE CHANGES TO THIS PROJECT WITHOUT WRITTEN AUTHORIZATION OF THE ARCHITECT OF RECORD.

Yo, Víctor M. Villegas Durán Lic. #11445, certifico que soy el profesional que diseñó estos planos y las especificaciones complementarias. También, certifico que estos planos y especificaciones cumplen con las disposiciones aplicables al Reglamento Conjunto y las disposiciones de la Junta de Planificación y los Códigos de Construcción Vigentes de las Agencias Estatales y Municipales, Reglamento de Contrataciones Públicas con jurisdicción. Certifico, además, que en la preparación de estos planos y especificaciones se cumplió a cabalidad con lo dispuesto en la Ley Núm. 14 de 8 de enero de 2004, según enmendada, conocida como la "Ley para la Innovación, la Calidad y la Competitividad" y con la (Ley Núm. 319 de 15 de mayo de 1938, según enmendada, Ley Núm. 96 de 6 de julio de 1988, según enmendada, y su Reglamento). Reconozco que cualquier declaración falsa o falsificación de los hechos que se haya producido por desconocimiento o por omisión de parte de mí, mis agentes o empleados, o por otras personas con mi conocimiento, me hacen responsable de cualquier acción penal, civil y disciplinaria por la OGPe.

CERTIFIED:

arquiteg
ARQUITECTOS
INGENIEROS
PLANIFICADORES

CONSTRUCTION AND FACILITIES MANAGEMENT OFFICE

PUERTO RICO ARMY NATIONAL GUARD
#552 BORINQUENEER TRAIL, FORT BUCHANAN, PUERTO RICO 00934

PROJECT:
RESTORATION REPAIR OF BUILDING 149, FATC | P/N: 432122
FORT ALLEN TRAINING CENTER, JUANA DIAZ, PUERTO RICO

REVISIONS

NO.	DESCRIPTION	DATE	NO.	DESCRIPTION	DATE
1					

100% BIDDING SET
NOT FOR CONSTRUCTION
BY: V.M.V. DATE: NOV 04, 2024

DESIGN:
VÍCTOR M. VILLEGAS
ANDRÉS M. VILLEGAS
GILBERTO A. MENDOZA
CARLA G. VILLARRUBIA
ELIAS VALDES
MARIELA SUÁREZ
JUAN CAMILO OSORIO

SUPERVISOR: VICTOR SANCHEZ, P.E.

SHEET NUMBER:
A-06E

SHEET TITLE:
PROPOSED SECOND FLOOR LAUNDRY & LOUNGE AREA ELEVATIONS

SHEET: TOTAL SHEETS: OF

EQUIPMENT PLUMBING SCHEDULE

ACCESSORIES	MKD	PRODUCT DESCRIPTION
TOILET	P1	ELONGATED RIGHT HEIGHT (COMFORT HEIGHT) ONE-PIECE TOILET. PROVIDE DURABLE TOILET SEAT WITH SLOW CLOSING HINGES AND CHROME TRIP LEVER. FINISH SHALL BE WHITE. BAA (BUY AMERICAN ACT) COMPLIANT. FOR ADDITIONAL INFORMATION REFER TO MECHANICAL DRAWINGS PLUMBING SCHEDULE "WC-1".
VANITY	P2	24" WIDE X 20" HIGH X 20" DEEP WALL HUNG BATHROOM VANITY CABINET WITH UNDERCOUNTER SINK AND SOLID SURFACE TOP. WIDE-SPREAD FAUCET CONFIGURATION. SLOW CLOSING HINGE CABINET DOORS. FINISH COLOR SHALL BE WHITE. BAA COMPLIANT. UNDERCOUNTER SINK SHALL BE WHITE. FAUCET SHALL BE POLISHED CHROME. FOR ADDITIONAL INFORMATION REFER TO MECHANICAL DRAWINGS PLUMBING SCHEDULE "LAV-1"
TOILET (ADA)	P3	ELONGATED RIGHT HEIGHT (COMFORT HEIGHT) ONE-PIECE TOILET. PROVIDE DURABLE TOILET SEAT WITH SLOW CLOSING HINGES AND CHROME TRIP LEVER. FINISH SHALL BE WHITE. ADA COMPLIANT & BAA (BUY AMERICAN ACT) COMPLIANT. FOR ADDITIONAL INFORMATION REFER TO MECHANICAL DRAWINGS PLUMBING SCHEDULE "WC-1".
SHOWER	P4	WALL MOUNTED STAINLESS STEEL SHOWER FAUCET WITH MULTIFUNCTION HAND SHOWER, 60" RIBBON HOSE. PROVIDE SLIDEBAR BRACKET TO ALLOW ADJUSTMENT AND HEIGHT OF HANDSHOWER. INCLUDE STAINLESS STEEL VALVE TRIM WITH ADA ERGONOMIC LEVER HANDLE. SINGLE HANDLE CONTROLS BOTH ON/OFF ACTIVATION AND TEMPERATURE SETTINGS. ADA COMPLIANT & BAA (BUY AMERICAN ACT) COMPLIANT. FOR ADDITIONAL INFORMATION REFER TO MECHANICAL DRAWINGS PLUMBING SCHEDULE "SH-1".
JANITOR SINK	P5	36"H x 24.5"W x 24"L 18 GAUGE TYPE 430 STAINLESS STEEL JANITOR SINK WITH 8" BACKSPACH A 3 1/2"BASKET STRAINER. SHALL BE FREESTANDING. INCLUDE STAINLESS STEEL FAUCET. BAA (BUY AMERICAN ACT) COMPLIANT. FOR ADDITIONAL INFORMATION REFER TO MECHANICAL DRAWINGS PLUMBING SCHEDULE "JSK-1".
WATER FOUNTAIN	P6	WALL MOUNTED, OUTDOOR WATER FOUNTAIN, ADA COMPLIANT WITH BOTTLE FILLER OPTION. BAA (BUY AMERICAN ACT) COMPLIANT. FOR ADDITIONAL INFORMATION REFER TO MECHANICAL DRAWINGS PLUMBING SCHEDULE "EWC-1".
SINK (UNDER COUNTER)	P7	18"W x 15"L RECTANGULAR UNDER MOUNTED SINK WITH STAINLESS STEEL FINISH. PROVIDE STAINLESS STEEL FAUCET. BAA (BUY AMERICAN ACT) COMPLIANT. FOR ADDITIONAL INFORMATION REFER TO MECHANICAL DRAWINGS PLUMBING SCHEDULE "LAV-2".
VANITY (ADA)	P8	WALL HUNG BATHROOM VANITY CABINET WITH UNDERCOUNTER SINK AND SOLID SURFACE TOP. DIMENSIONS TO BE COMPLIANT WITH ADA VANITY REQUIREMENTS FOR EASY AND COMFORTABLE USE. WIDE-SPREAD FAUCET CONFIGURATION. FINISH COLOR SHALL BE WHITE. BAA COMPLIANT. UNDERCOUNTER SINK SHALL BE WHITE. FAUCET SHALL BE POLISHED CHROME.

BATHROOM ACCESSORIES SCHEDULE

ACCESSORIES	MKD	PRODUCT DESCRIPTION
MIRROR	A1	24" X 36" RECTANGULAR FRAMED MIRROR WITH ROUNDED CORNERS. MOUNTED VERTICALLY. COLOR SHALL BE POLISHED CHROME. BAA (BUY AMERICAN ACT) COMPLIANT.
TOILET PAPER HOLDER	A2	PIVOTING TOILET PAPER HOLDER. COLOR SHALL BE POLISHED CHROME. BAA (BUY AMERICAN ACT) COMPLIANT.
ROBE HOOK	A3	SOLID BRASS ROUND ROBE HOOK. COLOR SHALL BE POLISHED CHROME. BAA (BUY AMERICAN ACT) COMPLIANT.
GRAB BAR 42"	A4	18-GAUGE STAINLESS STEEL GRAB BAR TUBING WITH SATIN FINISH, SLIP RESISTANT SURFACE. 1 1/2" OUTSIDE DIAMETER. ENDS SHALL BE HELIARC WELDED TO FLANGES. CLERANCE BETWEEN GRAB BARS AND WALLS IS 1 1/2". PROVIDE CONCEALED MOUNTING FLANGES. GRAB BARS SHALL SUPPORT LOADS IN EXCESS OF 250 POUNDS. ADA COMPLIANT INSTALLATION. BAA (BUY AMERICAN ACT) COMPLIANT..
GRAB BAR 36"	A5	
GRAB BAR (TWO WALL SHOWER)	A6	HORIZONTAL TWO-WALL SHOWER GRAB BAR. 18-GAUGE STAINLESS STEEL GRAB BAR TUBING WITH SATIN FINISH, SLIP RESISTANT SURFACE. 1 1/2" OUTSIDE DIAMETER. ENDS SHALL BE HELIARC WELDED TO FLANGES. CLEARANCE BETWEEN GRAB BARS AND WALLS IS 1 1/2". PROVIDE CONCEALED MOUNTING FLANGES. GRAB BARS SHALL SUPPORT LOADS IN EXCESS OF 250 POUNDS. ADA COMPLIANT INSTALLATION. BAA (BUY AMERICAN ACT) COMPLIANT.
SHOWER BASE (SMALL)	A7	36" X 36" SHOWER BASE WITH LOW STEP OVER THRESHOLD FOR EASY ACCESS. INCLUDE WATER CONTAINMENT BASE ALONG THRESHOLD TO PREVENT WATER ESCAPING. DURABLE ACRYLIC CONSTRUCTION.FINISH SHALL BE WHITE. INSTALL AS PER MANUFACTURERS RECOMMENDATION. FLOOR DRAIN LOCATION TO BE COORDINATED WITH PLUMBING DRAWINGS. BAA (BUY AMERICAN ACT).
SHOWER BASE (LARGE)	A8	34" X 66" SHOWER BASE WITH LOW STEP OVER THRESHOLD FOR EASY ACCESS. INCLUDE WATER CONTAINMENT BASE ALONG THRESHOLD TO PREVENT WATER ESCAPING. DURABLE ACRYLIC CONSTRUCTION. FINISH SHALL BE WHITE. INSTALL AS PER MANUFACTURERS RECOMMENDATION. FLOOR DRAIN LOCATION TO BE COORDINATED WITH PLUMBING DRAWINGS. BAA (BUY AMERICAN ACT)
SOAP HOLDER	A9	POLISHED CHORME SURFACE MOUNTED SOAP HOLDER.
SHOWER CURTAIN	A10	NEW SHOWER CURTAIN, SHOWER LINER, ROD AND HOOKS. CURTAIN SHALL BE SOLID GREY COLOR.

1. CONTRACTOR SHALL REVISE FINISH ALL ROOM DIMENSIONS AND CHECK EQUIPMENT AND ACCESSORIES CONDITIONS TO ENSURE APPROPRIATE INSTALLATION.
2. CONTRACTOR SHALL SUBMIT TECHNICAL DATA AND SHOP DRAWINGS OF EQUIPMENT AND ACCESSORIES FOR ARCHITECT'S APPROVAL
3. ALL EQUIPMENT AND ACCESSORIES SHALL BE INSTALLED ACCORDING TO MANUFACTURER'S INSTRUCTIONS
4. CONTRACTOR SHALL SUPPLY ANY HARDWARE OR FITTINGS (ANCHORS, BOLTS, SCREWS, CAPS, FASTENERS, NUTS, ETC.) AS NEEDED FOR A COMPLETE, SAFE AND CLEAN INSTALLATION..

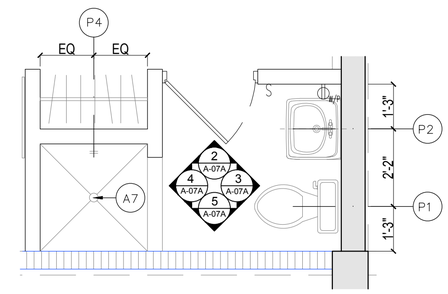

typical private bathroom blow-up
scale: 1/2"=1'-0" (if printed on 24"x36") 1 A-07A

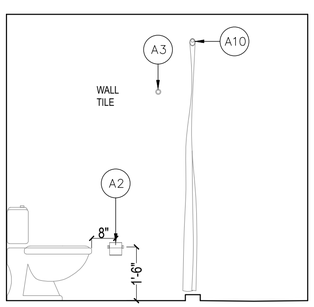

elevation mkd
scale: 1/2"=1'-0" (if printed on 24"x36") 5 A-07A

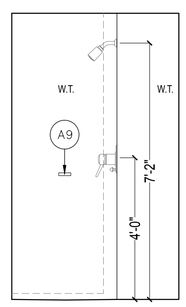

elevation mkd
scale: 1/2"=1'-0" (if printed on 24"x36") 4 A-07A

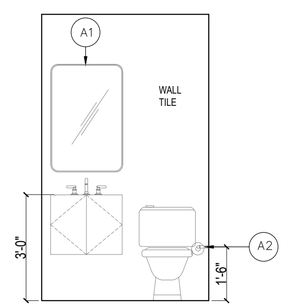

elevation mkd
scale: 1/2"=1'-0" (if printed on 24"x36") 3 A-07A

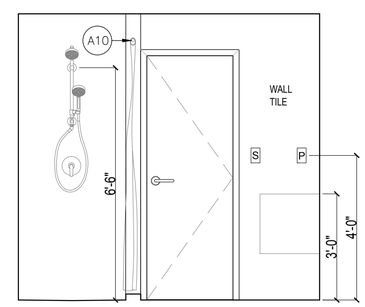

elevation mkd
scale: 1/2"=1'-0" (if printed on 24"x36") 2 A-07A

CODE COMPLIANCE: THIS PROJECT HAS BEEN DESIGNED IN ACCORDANCE WITH THE PUERTO RICO EXISTING BUILDING CODE 2018 EDITION. CONTRACTORS ARE NOT ALLOWED TO MAKE CHANGES TO THIS PROJECT WITHOUT WRITTEN AUTHORIZATION OF THE ARCHITECT OF RECORD.

Yo, Víctor M. Villegas Durán Lic. #11445, certifico que soy el profesional que diseñó estos planos y las especificaciones complementarias. También, certifico que estos planos y especificaciones cumplen con las disposiciones aplicables al Reglamento conjunto y las Administrativas de la Junta de Planificación y/o Código de Construcción Vigentes de las Corporaciones Públicas con jurisdicción. Certifico, además, que en la preparación de estos planos y especificaciones no violé ningún derecho de autor según lo dispuesto en la Ley Núm. 14 de 8 de enero de 2004, según enmendada, conocida como la "Ley de la Propiedad Intelectual de Puerto Rico" y/o con la (Ley Núm. 319 de 15 de mayo de 1938, según enmendada, Ley Núm. 96 de 6 de julio de 1988, según enmendada, conocida como la "Ley de Derechos de Autor y Derechos Conexos". Reconozco que cualquier declaración falsa o falsificación de los hechos que se haya producido por dolo, culpa o negligencia, ya sea por mí, mis empleados, o por otras personas con mi conocimiento, me hacen responsable de cualquier acción civil, penal y disciplinaria por la OGPe.

CERTIFIED:

arquiteg
ARQUITECTOS
INGENIEROS
PLANIFICADORES

CONSTRUCTION AND FACILITIES MANAGEMENT OFFICE

PUERTO RICO ARMY NATIONAL GUARD
#552 BORINQUEER TRAIL, FORT BUCHANAN, PUERTO RICO 00934

PROJECT:
RESTORATION REPAIR OF BUILDING 149, FATC | P/N: 432122
FORT ALLEN TRAINING CENTER, JUANA DIAZ, PUERTO RICO

REVISIONS

NO.	DESCRIPTION	DATE	NO.	DESCRIPTION	DATE

100% BIDDING SET
NOT FOR CONSTRUCTION
BY: V.M.V. DATE: NOV 04, 2024

DESIGN:
VICTOR M. VILLEGAS
ANDRÉS M. VILLEGAS
GILBERTO A. MENDOZA
CARLA G. VILLARRUBIA
ELIAS VALDES
MARIELA SUÁREZ
JUAN CAMILO OSORIO

SUPERVISOR: VICTOR SANCHEZ, P.E.

SHEET NUMBER: A-07A

SHEET TITLE: PROPOSED TYPICAL PRIVATE BATHROOM ELEVATIONS

SHEET: TOTAL SHEETS: OF

VICTOR M. VILLEGAS DURAN
ARQUITECTO LICENCIADO
LIC. 11445
PUERTO RICO

/Volumes/ARQ DATA/ACTIVOS/FORT ALLEN - BUILDING 149/PLANOS/CONSTRUCCION/A-07A PROPOSED TYPICAL PRIVATE ROOM - BATHROOM ELEVATIONS.dwg, Sat Nov 2 12:10:19 2024, BY DesignJet T610 24-inch(ROLL)

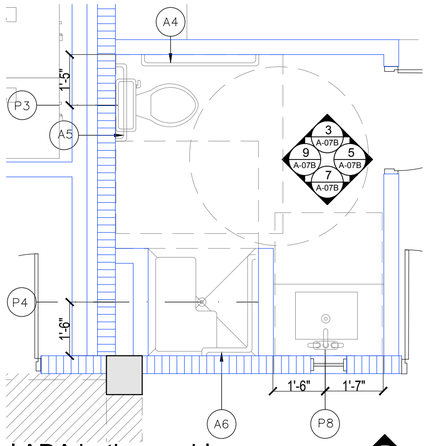

typical ADA bathroom blow-up 4 A-07B

scale: 1/2"=1'-0" (if printed on 24"x36")

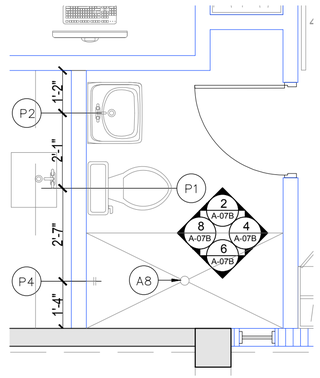

typical VIP bathroom blow-up 1 A-07B

scale: 1/2"=1'-0" (if printed on 24"x36")

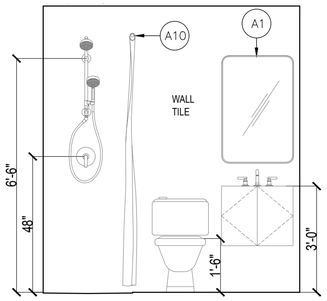

elevation mkd 8 A-07B

scale: 1/2"=1'-0" (if printed on 24"x36")

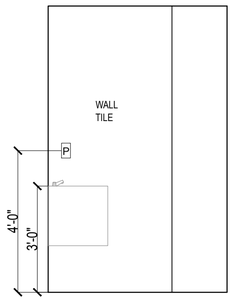

elevation mkd 2 A-07B

scale: 1/2"=1'-0" (if printed on 24"x36")

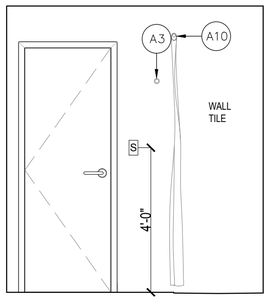

elevation mkd 4 A-07B

scale: 1/2"=1'-0" (if printed on 24"x36")

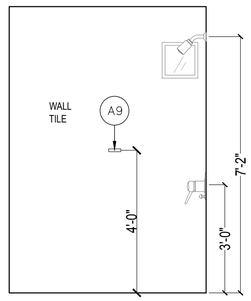

elevation mkd 6 A-07B

scale: 1/2"=1'-0" (if printed on 24"x36")

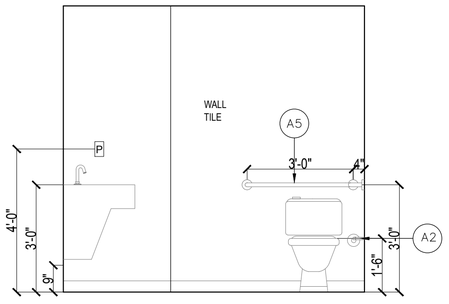

ADA elevation mkd 9 A-07B

scale: 1/2"=1'-0" (if printed on 24"x36")

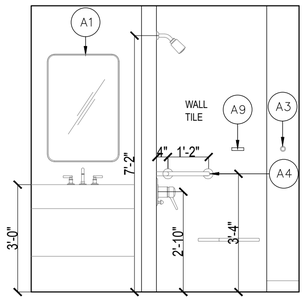

ADA elevation mkd 7 A-07B

scale: 1/2"=1'-0" (if printed on 24"x36")

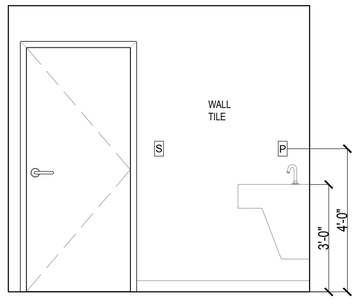

ADA elevation mkd 5 A-07B

scale: 1/2"=1'-0" (if printed on 24"x36")

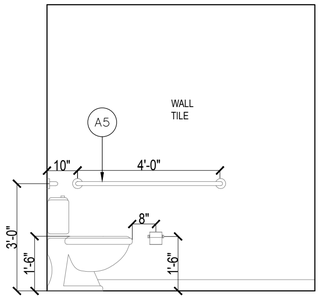

ADA elevation mkd 3 A-07B

scale: 1/2"=1'-0" (if printed on 24"x36")

CODE COMPLIANCE: THIS PROJECT HAS BEEN DESIGNED IN ACCORDANCE WITH THE PUERTO RICO EXISTING BUILDING CODE 2018 EDITION. CONTRACTORS ARE NOT ALLOWED TO MAKE CHANGES TO THIS PROJECT WITHOUT WRITTEN AUTHORIZATION OF THE ARCHITECT OF RECORD.

VICTOR M. VILLEGAS DURAN
ARQUITECTO LICENCIADO
LIC. 11445
PUERTO RICO

Yo, Víctor M. Villegas Durán Lic. #11445, certifico que soy el profesional que diseñó estos planos y las especificaciones complementarias. También, certifico que estos planos y especificaciones cumplen con las disposiciones aplicables al Reglamento Conjunto y las especificaciones Técnicas de Diseño y los Códigos de Construcción Vigentes de las Corporaciones Públicas con jurisdicción. Certifico, además, que en la preparación de estos planos y especificaciones no he violado ninguna disposición de lo dispuesto en la Ley Núm. 14 de 8 de enero de 2004, según enmendada, conocida como la "Ley para Fomentar Nuevos Negocios en Puerto Rico" y con la [Ley Núm. 319 de 15 de mayo de 1938, según enmendada, Ley Núm. 96 de 6 de julio de 1988, según enmendada, conocida como la "Ley de Reconocer que cualquier declaración falsa o falsificación de los hechos que se haya producido por profesionales involucrados en la obra por mí, mis agentes o empleados, o por otras personas con mi conocimiento, me hacen responsable de cualquier acción de disciplinaria por la OGPe.

CERTIFIED:

arquiteg
ARQUITECTOS
INGENIEROS
PLANIFICADORES

CONSTRUCTION AND FACILITIES MANAGEMENT OFFICE

PUERTO RICO ARMY NATIONAL GUARD
#552 BORINQUENEER TRAIL, FORT BUCHANAN, PUERTO RICO 00934

PROJECT:
RESTORATION REPAIR OF BUILDING 149, FATC | P/N: 432122
FORT ALLEN TRAINING CENTER, JUANA DIAZ, PUERTO RICO

REVISIONS

NO.	DESCRIPTION	DATE	NO.	DESCRIPTION	DATE
1					

100% BIDDING SET
NOT FOR CONSTRUCTION
BY: V.M.V. DATE: NOV 04, 2024

DESIGN:
VÍCTOR M. VILLEGAS
ANDRÉS M. VILLEGAS
GILBERTO A. MENDOZA
CARLA G. VILLARRUBIA
ELIAS VALDES
MARIELA SUÁREZ
JUAN CAMILO OSORIO

SUPERVISOR:
VICTOR SANCHEZ, P.E.

SHEET NUMBER:
A-07B

SHEET TITLE:
PROPOSED TYPICAL VIP & ADA BATHROOM ELEVATIONS

SHEET: TOTAL SHEETS: OF

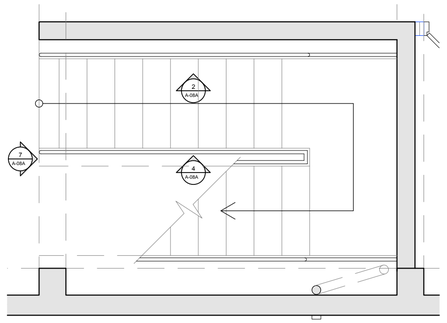

First floor - interior stair blow up (8 / A-08A)

scale: 3/8"=1'-0" (if printed on 24"x36")

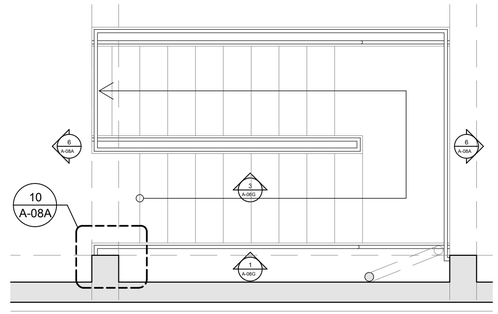

Second floor - interior stair blow up (5 / A-08A)

scale: 3/8"=1'-0" (if printed on 24"x36")

LEGEND:

COLOR **BLUE**, DENOTES NEW

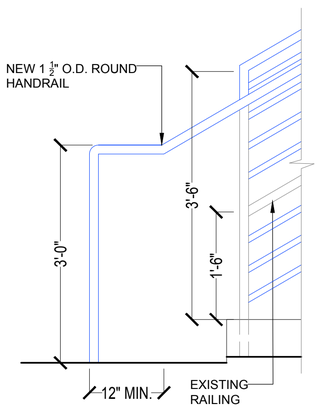

Railing detail (11 / A-08A)

scale: 1"=1'-0" (if printed on 24"x36")

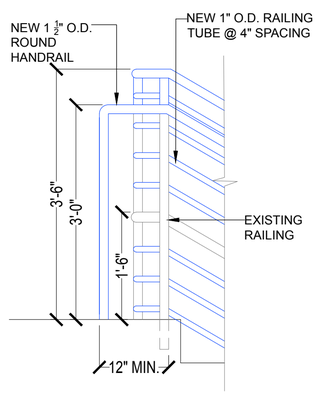

Railing detail (9 / A-08A)

scale: 1"=1'-0" (if printed on 24"x36")

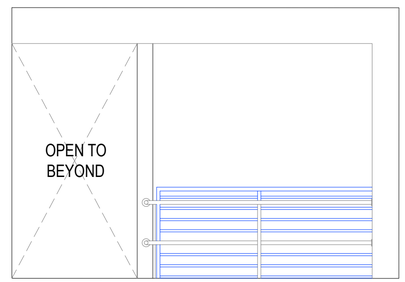

Elevation mkd (6 / A-08A)

scale: 3/8"=1'-0" (if printed on 24"x36")

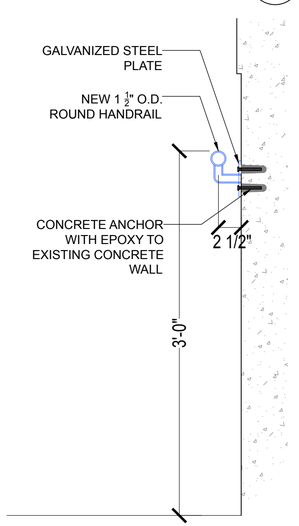

Railing detail (12 / A-08A)

scale: 1"=1'-0" (if printed on 24"x36")

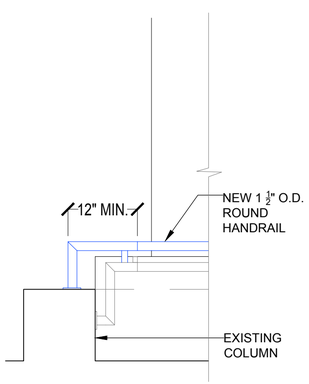

Railing detail (10 / A-08A)

scale: 1"=1'-0" (if printed on 24"x36")

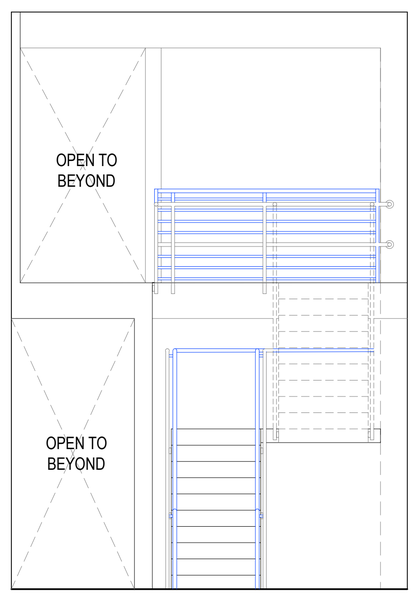

Elevation mkd (7 / A-08A)

scale: 3/8"=1'-0" (if printed on 24"x36")

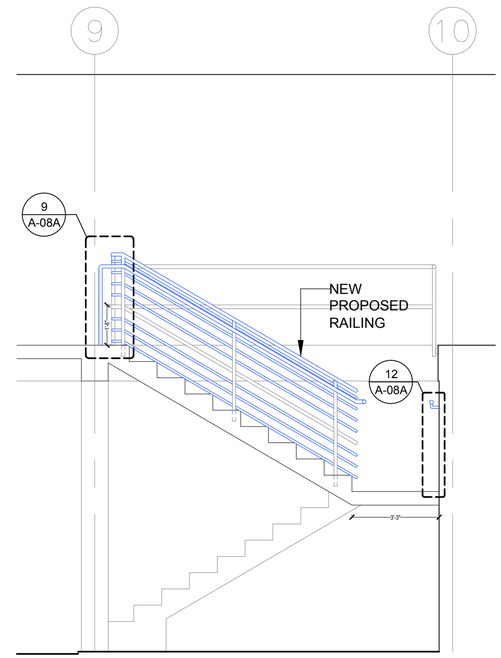

Elevation mkd (3 / A-08A)

scale: 3/8"=1'-0" (if printed on 24"x36")

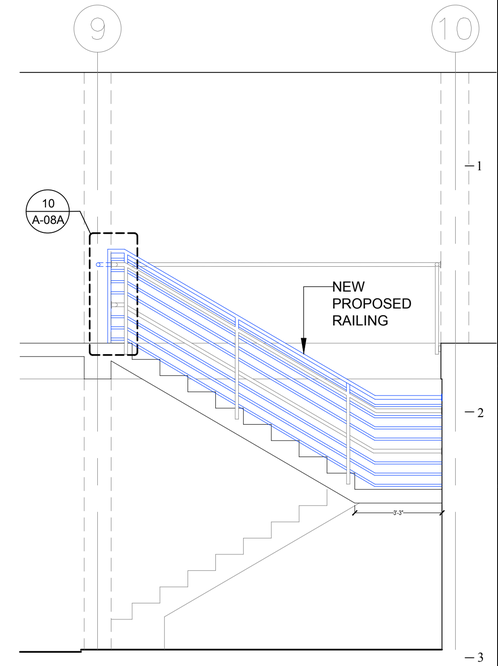

Elevation mkd (1 / A-08A)

scale: 3/8"=1'-0" (if printed on 24"x36")

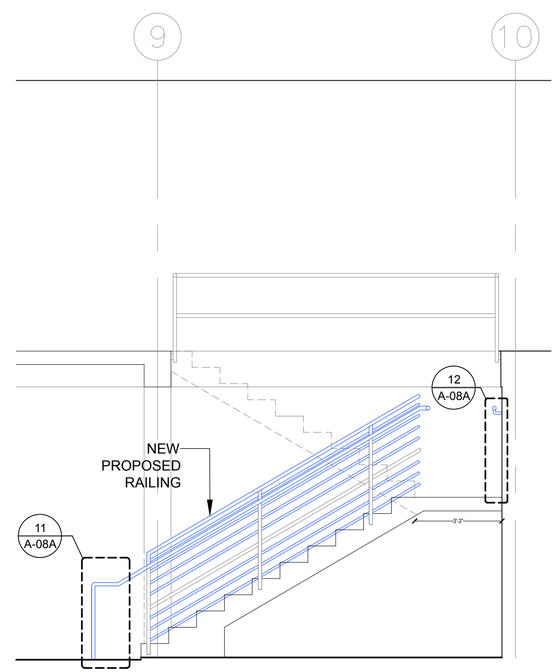

Elevation mkd (4 / A-08A)

scale: 3/8"=1'-0" (if printed on 24"x36")

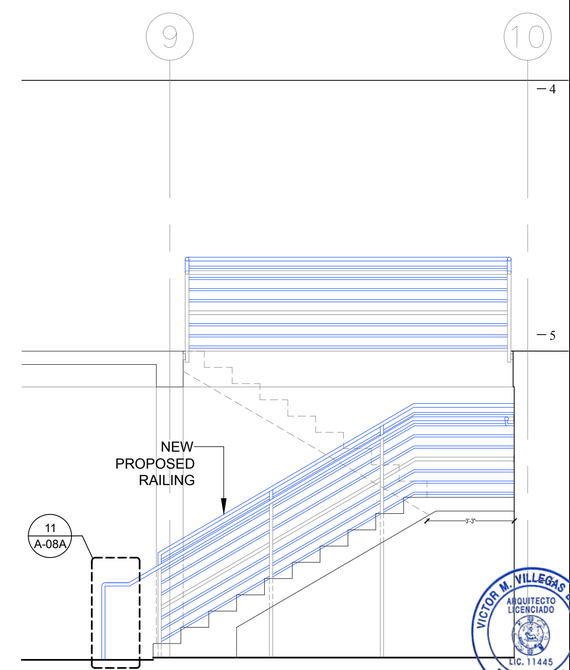

Elevation mkd (2 / A-08A)

scale: 3/8"=1'-0" (if printed on 24"x36")

CODE COMPLIANCE: THIS PROJECT HAS BEEN DESIGNED IN ACCORDANCE WITH THE PUERTO RICO EXISTING BUILDING CODE 2018 EDITION. CONTRACTORS ARE NOT ALLOWED TO MAKE CHANGES TO THIS PROJECT WITHOUT WRITTEN AUTHORIZATION OF THE ARCHITECT OF RECORD.

Yo, Víctor M. Villegas Durán, Lic. #11445, certifico que soy el profesional que diseñó estos planos y las especificaciones complementarias. También, certifico que estos planos y especificaciones cumplen con las disposiciones aplicables del Reglamento Conjunto y las Ordenanzas Municipales aplicables, Reglamento Conjunto, Reglamento de Construcción y Códigos de Construcción Vigentes de las Operaciones Públicas con Participación Ciudadana, y además, que en la preparación de estos planos y especificaciones se cumplió con lo establecido en lo dispuesto en la Ley Núm. 14 de 8 de enero de 2004, según enmendada, conocida como la "Ley para la Innovación, la Calidad y la Transparencia en la Vivienda" y con la Ley Núm. 319 de 15 de mayo de 1938, según enmendada, Ley Núm. 96 de 6 de julio de 1978, según enmendada, y demás leyes aplicables. Reconozco que cualquier declaración falsa o falsificación de los hechos que se haya producido en la preparación de estos planos y especificaciones por mí, mis agentes o empleados, o por otras personas con mi conocimiento, me hacen responsable de cualquier delito, penalidad y disciplinaria por la OGPe.

CERTIFIED:

arquiteg
ARQUITECTOS
INGENIEROS
PLANIFICADORES

CONSTRUCTION AND FACILITIES MANAGEMENT OFFICE

PUERTO RICO ARMY NATIONAL GUARD
#552 BORINQUENEER TRAIL, FORT BUCHANAN, PUERTO RICO 00934

PROJECT:
RESTORATION REPAIR OF BUILDING 149, FATC | P/N: 432122
FORT ALLEN TRAINING CENTER, JUANA DIAZ, PUERTO RICO

NO.	DESCRIPTION	DATE

REVISIONS

DATE	NO.	DESCRIPTION

95% PRELIMINARY DRAWINGS
NOT FOR CONSTRUCTION
BY: V.M.V. DATE: SEP 08, 2024

DESIGN:
VÍCTOR M. VILLEGAS — ELIAS VALDES
GILBERTO A. MENDOZA — MARIELA SUÁREZ
CARLA G. VILLARRUBIA — JUAN CAMILO OSORIO

SUPERVISOR:
VICTOR SANCHEZ, P.E.

VÍCTOR M. VILLEGAS DURÁN
ARQUITECTO LICENCIADO
LIC. 11445
PUERTO RICO

SHEET NUMBER:
A-08A

SHEET TITLE:
INTERIOR STAIR DETAILS

SHEET: TOTAL SHEETS: OF

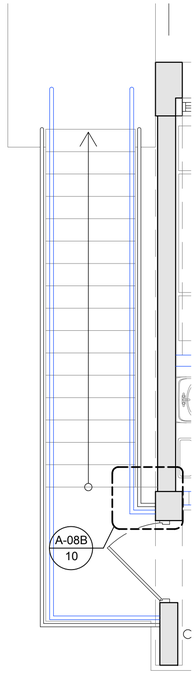

emergency stair blowup 8 A-08B
scale: 3/8"=1'-0" (if printed on 24"x36")

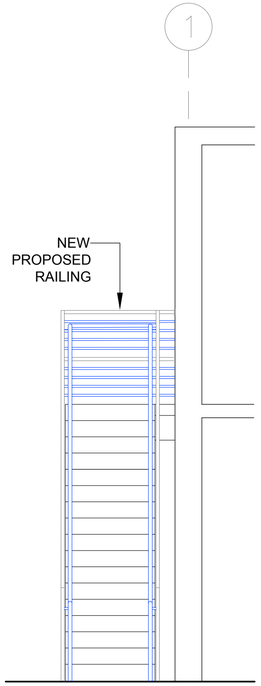

elevation mkd 5 A-08B
scale: 3/8"=1'-0" (if printed on 24"x36")

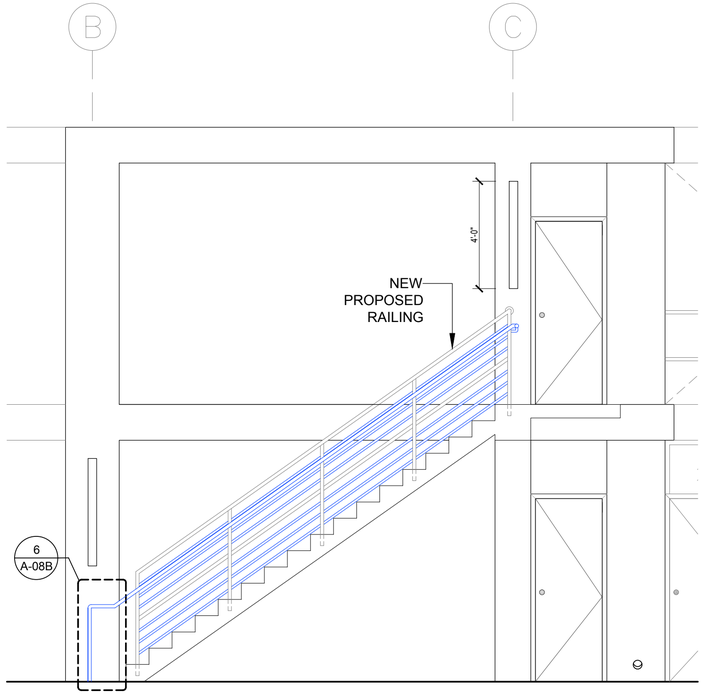

elevation mkd 3 A-08B
scale: 3/8"=1'-0" (if printed on 24"x36")

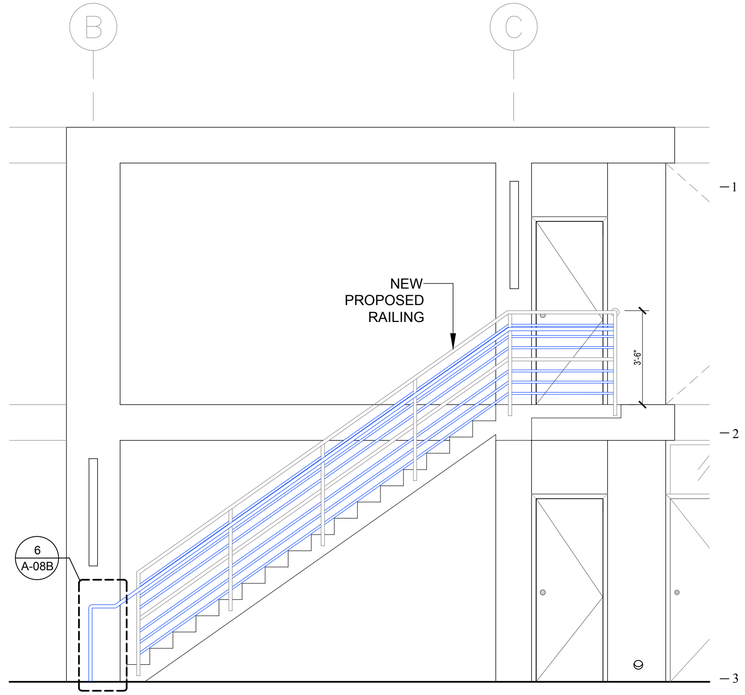

elevation mkd 1 A-08B
scale: 3/8"=1'-0" (if printed on 24"x36")

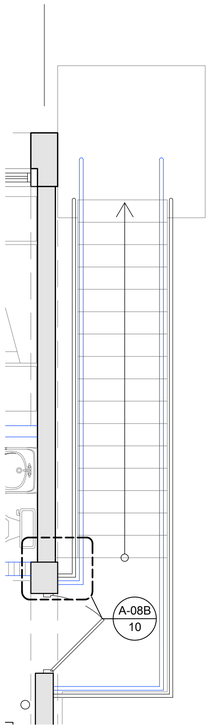

emergency stair blowup 9 A-08B
scale: 3/8"=1'-0" (if printed on 24"x36")

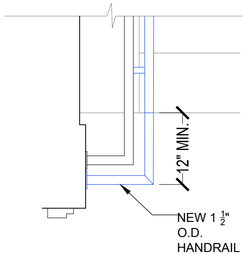

railing detail 6 A-08B
scale: 1"=1'-0" (if printed on 24"x36")

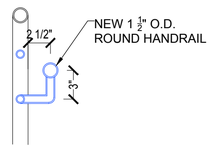

handrail detail 4 A-08B
scale: 1"=1'-0" (if printed on 24"x36")

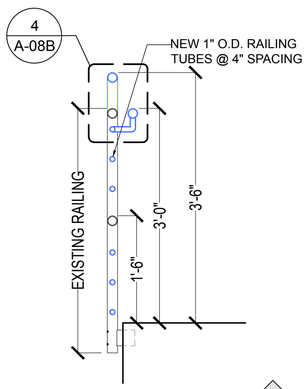

railing detail 7 A-08B
scale: 1"=1'-0" (if printed on 24"x36")

RAILING NOTES:

1. ALL EXISTING RAILINGS SHALL BE THOROUGHLY SCRAPPED, CLEANED AND SANDED TO COMPLETELY REMOVE ALL TRACES OF PAINT. PREPARE FOR NEW PAINT.
2. EXISTING RAILINGS SHALL BE ADAPTED AS PER ARCHITECTURAL DRAWINGS. NEW 1" O.D GALVANIZED STEEL TUBE RAILINGS SHALL BE WELDED ON TO THE EXISTING RAILING 4" O.C. REFER TO ARCHITECTURAL DRAWINGS.
3. NEW HANDRAIL SHALL BE WELDED ONTO THE EXISTING RAILING ALONG BOTH SIDES OF THE STAIRS AS PER ARCHITECTURAL DRAWINGS. HANDRAILS' CONNECTIONS AT EXISTING WALLS SHALL BE ANCHORED DIRECTLY TO THE WALL.
4. WELDING SHALL BE DONE BY A CERTIFIED WELDER. ALL WELDS SHALL BE CONTINUOUS AND POLISHED TO OBTAIN A CLEAN JOINT BETWEEN THE EXISTING AND THE NEW RAILINGS.
5. ALL EXISTING & NEW RAILINGS SHALL BE PAINTED ONE COAT OF ENAMEL OR RUST INHIBITING PAINT AT ALL WELDED CONNECTIONS + PRIMER OR APPROVED EQUIVALENT THE ENTIRE RAILING. PROVIDE 2 FINISHING COATS, COLOR TO BE SELECTED BY ARCHITECT – PAINT SHALL BE AS PER AS PER TECHNICAL SPECS.
6. PROVIDE 4 COLOR SAMPLES FOR ACRCHITECT'S EVALUATION.
7. CONTRACTOR SHALL PROVIDE SHOP DRAWINGS PRIOR TO THE BIDDING PROCESS.
8. ALL HANDRAILS SHALL BE ADA COMPLIANT AS PER ARCHITECTURAL DRAWINGS.
9. PREFABRICATED GALVANIZED STEEL RAILING TO BE MECHANICALLY FASTENED TO CONCRETE BLOCK WALL. PROVIDE SHOP DRAWINGS BEFORE MANUFACTURING.

LEGEND:

COLOR **BLUE**, DENOTES NEW

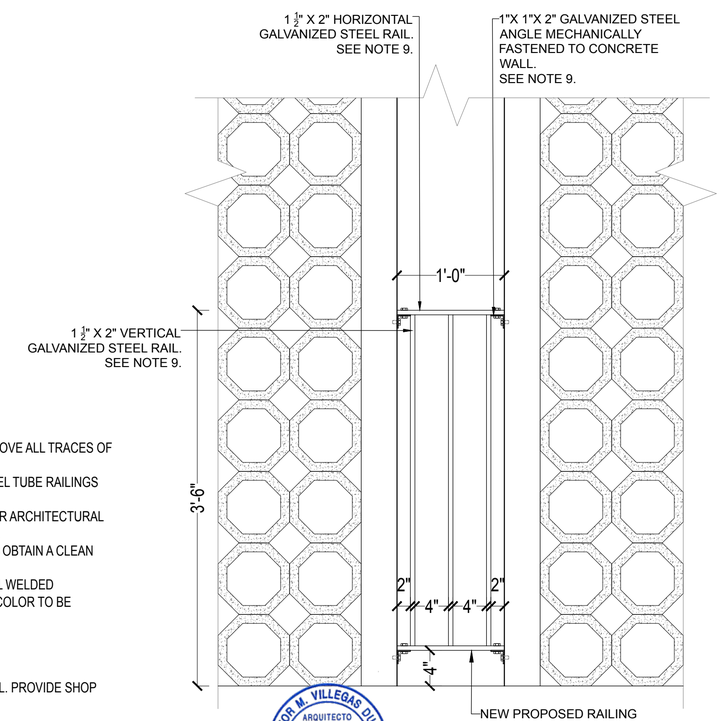

railing detail 2 A-08B
scale: 1"=1'-0" (if printed on 24"x36")

VICTOR M. VILLEGAS DURAN
ARQUITECTO LICENCIADO
LIC. 11445
PUERTO RICO

CODE COMPLIANCE: THIS PROJECT HAS BEEN DESIGNED IN ACCORDANCE WITH THE PUERTO RICO EXISTING BUILDING CODE 2018 EDITION. CONTRACTORS ARE NOT ALLOWED TO MAKE CHANGES TO THIS PROJECT WITHOUT WRITTEN AUTHORIZATION OF THE ARCHITECT OF RECORD.

Yo, Víctor M. Villegas Durán, Lic. #11445, certifico que soy el profesional que diseñó estos planos y las especificaciones complementarias. También, certifico que estos planos y especificaciones cumplen con las disposiciones aplicables del Reglamento Conjunto y las Ordenanzas Municipales Vigentes, Códigos de Construcción Vigentes de las Agencias Reguladoras, Reglamentación de Contrataciones Públicas con Organización Certificada, o además, que en la preparación de estos planos y especificaciones no he violado ningún precepto de lo dispuesto en la Ley Núm. 14 de 8 de enero de 2004, según enmendada, conocida como la "Ley para la Investigación, Procesamiento y Castigo de Corrupción en el Gobierno", la Ley Núm. 84 de 26 de junio de 2002, según enmendada, Ley Núm. 96 de 6 de julio de 1988, según enmendada, según aplicable. Reconozco que cualquier declaración falsa o falsificación de los hechos que se haya producido en la preparación de estos planos y especificaciones por mí, mis agentes o empleados, o por otras personas con mi conocimiento, me hacen responsable de cualquier acción civil, penal y disciplinaria por la OGPe.

CERTIFIED:

arquiteg
ARQUITECTOS
INGENIEROS
PLANIFICADORES

CONSTRUCTION AND FACILITIES MANAGEMENT OFFICE

PUERTO RICO ARMY NATIONAL GUARD
#552 BORINQUENEER TRAIL, FORT BUCHANAN, PUERTO RICO 00934

PROJECT:
RESTORATION REPAIR OF BUILDING 149, FATC | P/N: 432122
FORT ALLEN TRAINING CENTER, JUANA DIAZ, PUERTO RICO

NO.	DESCRIPTION
1	

REVISIONS

NO.	DATE	DESCRIPTION	DATE

95% PRELIMINARY DRAWINGS
NOT FOR CONSTRUCTION
BY: V.M.V. DATE: SEP 08, 2024

DESIGN:
VICTOR M. VILLEGAS
GILBERTO A. MENDOZA
CARLA G. VILLARRUBIA
ELIAS VALDES
MARIELA SUÁREZ
JUAN CAMILO OSORIO

SUPERVISOR:
VICTOR SANCHEZ, P.E.

SHEET NUMBER:
A-08B

SHEET TITLE:
EMERGENCY STAIR DETAILS

SHEET: TOTAL SHEETS: OF

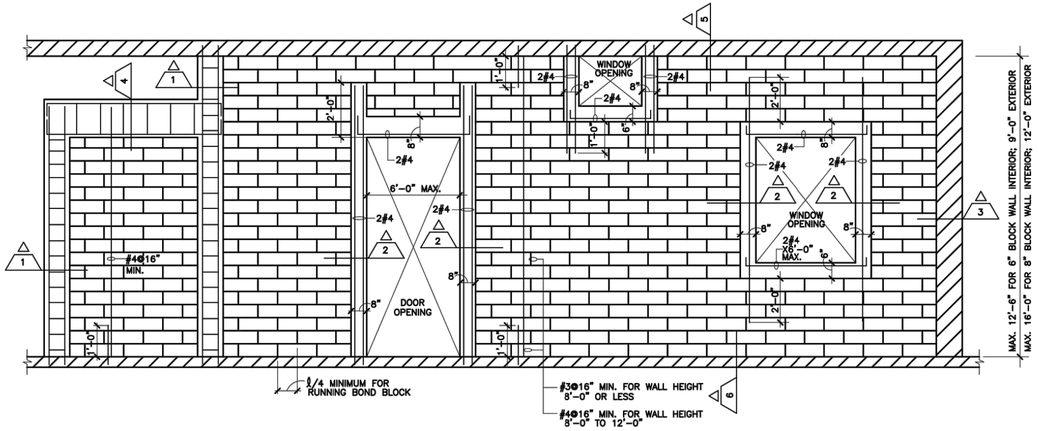

BLOCK WALL REINFORCEMENT DETAILS
NOT TO SCALE

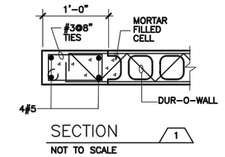

SECTION 1
NOT TO SCALE

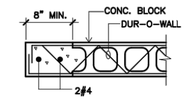

SECTION 2
NOT TO SCALE

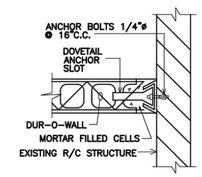

SECTION 3
NOT TO SCALE

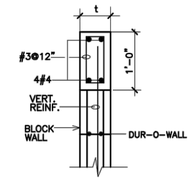

SECTION 4
NOT TO SCALE

MASONRY WALL CONSTRUCTION

1. ALL STRUCTURAL MASONRY MATERIALS AND WORKMANSHIP SHALL BE IN ACORDANCE WITH THE "NATIONAL CONCRETE MASONRY ASSOCIATION" AND WITH THE "BUILDING CODE REQUIREMENTS AND SPECIFICATION FOR MASONRY STRUCTURES ACI 530 & ACI 530.1".
2. HOLLOW CONCRETE MASONRY UNIT SHALL CONFORM TO A.S.T.M C-90, GRADE N, TYPE 1, WITH A MINIMUM COMPRESSIVE STRENGTH F'M= 1,500 PSI. SOLID CONCRETE MASONRY SHALL CONFORM WITH THE ASTM C-145.
3. MORTAR SHALL BE TYPE "M" WITH AN AVERAGE COMPRESSIVE STRENGTH F'C= 2,500 PSI AT 28 DAYS, CONFORMING TO ASTM C270.
4. COARSE GROUT SHALL CONFORM TO ASTM C476 WITH A MAXIMUM AGGREGATE SIZE OF 3/8" AND A MINIMUM COMPRESSIVE STRENGTH OF 3000 PSI.
5. VERTICAL REINFORCEMENT SHALL BE AS NOTED ON THE DRAWINGS AND CONFORM TO ASTM A615 GRADE 60, ALL REINFORCED CELLS SHALL BE FILLED WITH COARSE GROUT.
6. ALL BLOCK WALLS VERTICAL REINFORCEMENT SHALL BE ANCHORED TO THE STRUCTURE, TOP AND BOTTOM, AT A MAXIMUM SPACING OF 48" FOR RUNNING BOND LAYOUT AND 16" FOR NOT RUNNING BOND. REINFORCEMENT SHALL BE PLACED AT THE CENTER OF THE MASONRY CELL UNLESS OTHERWISE NOTED.
7. SPECIAL REINFORCED MASONRY SHEAR WALLS SHALLS CONFORM WITH THE REQUIREMENT FOR PARTICIPATING WALLS IN THE ACI 530-08 FOR SEISMIC DESIGN CATEGORY D.
8. REINFORCING STEEL SHALL BE LAPPED A MINIMUM 48 BAR DIAMETERS. EXTEND ALL VERTICAL REINFORCEMENT TO WITHIN 2" OF TOP OF WALL OR COLUMN UNLESS NOTED OTHERWISE. VERTICAL REINFORCEMENT SHALL BE LOCATED WITHIN 16" OF THE END OF WALLS AND WALLS OPENING.
9. HORIZONTAL WALL REINFORCEMENT SHALL BE GALVANIZED STANDARD TRUSS-MESH OR LADDER TYPE, DUR-O-WALL (ASTM A-82 #9 GAGE WIRE) AT 16" O.C., UNLESS SHOWN OTHERWISE ON THE DRAWINGS.
10. SPLICED WIRE REINFORCEMENT SHALL BE LAPPED AT LEAST 6" AND CONTAIN AT LEAST ONE CROSS WIRE OF EACH PIECE OF REINFORCEMENT WITHIN THE 6". LAP WITH STANDARD 'T' AND 'L' SHAPED PIECES AT INTERSECTIONS AND CORNERS.
11. PROVIDE CONCRETE LINTELS OVER ALL OPENINGS UNLESS NOTED OTHERWISE ON DRAWINGS. LINTELS SHALL BE OF SUFFICIENT SIZE AND REINFORCEMENT FOR THE GIVEN SPANS AND LOADING CONDITIONS.
12. PROVIDE A FULLY GROUTED KNOCK OUT BLOCK OR U-BLOCK REINFORCED WITH (1) #5 OR (2) #4 CONTINUOUS AT THE SILL OF ALL WINDOW OPENINGS. EXTEND 8" BEYOND EACH SIDE OF THE OPENING TYPICALLY.
13. MORTAR PLACEMENT, USE BED JOINT BETWEEN 1/4" AND 3/4" THICK AT FOUNDATIONS AND 3/8" THICK JOINTS BETWEEN UNITS. FILL THE BED AND HEAD JOINTS OF HOLLOW UNITS WITH MORTAR, SPREAD ACROSS THE WIDTH OF THE FACE SHELL.
14. ALL BLOCK WALLS SHALL BE PLACED IN ONE HALF RUNNING BOND WITH VERTICAL JOINT CENTERED. BLOCK WALL SHALL BE PLACED HORIZONTALLY, NO INCLINE UNIT IS PERMITTED.
15. PROVIDE ADEQUATE BRACING AND SUPPORT OF MASONRY UNTIL PERMANENT CONSTRUCTION IS IN PLACE.

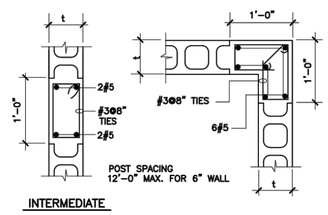

TIE COLUMN FOR BLOCK WALLS
NOT TO SCALE

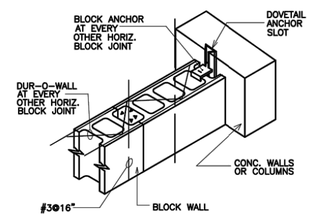

TYP. BLOCK ANCHOR DETAIL
NOT TO SCALE

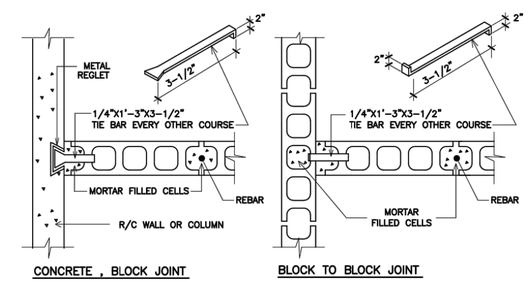

WALLS INTERSECTION DETAILS
NOT TO SCALE

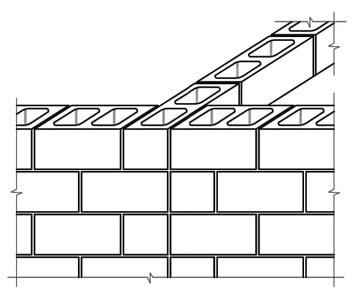

BLOCK WALL RUNNING BOND LAP AT INTERSECTION DETAIL
NOT TO SCALE

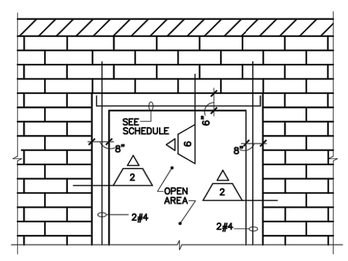

LINTEL SCHEDULE	
MAX. MASONRY OPNG.	WALL THICK 6" OR 8"
3'-0"	(2) #4
4'-0"	(2) #4
5'-0"	(2) #5
6'-0"	

NOTE:
PROVIDE AND INSTALL CONCRETE LINTELS FOR MASONRY OPENING IN ACOORDANCE WITH THE SCHEDULE ABOVE.
PROVIDE 8" MINIMUN BEARING AT EACH END FILL 2 COURSES OF MASONRY BELOW BEARING WITH MORTAR
WHERE MINIMUM BEARING CANNOT BE PROVIDED ATTACH SECURELY TO ADJACENT STRUCTURAL MEMBERS OR PROVIDE SEPARATE SUPPORTS.

TYPICAL LINTEL DETAIL
NOT TO SCALE

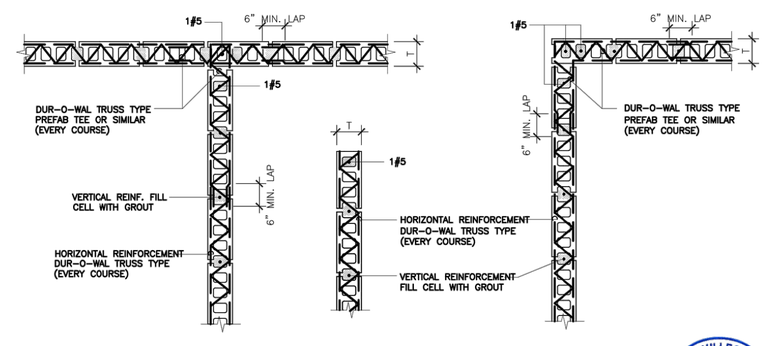

AT INTERSECTION AT END WALL AT CORNER
TYPICAL CONC. BLOCK WALL REINFORCEMENT DETAILS

VICTOR M. VILLEGAS DURAN
ARQUITECTO LICENCIADO
LIC. 11445
PUERTO RICO

CODE COMPLIANCE: THIS PROJECT HAS BEEN DESIGNED IN ACCORDANCE WITH THE PUERTO RICO EXISTING BUILDING CODE 2018 EDITION. CONTRACTORS ARE NOT ALLOWED TO MAKE CHANGES TO THIS PROJECT WITHOUT WRITTEN AUTHORIZATION OF THE ARCHITECT OF RECORD.

Yo, Víctor M. Villegas Durán, Lic. #11445, certifico que soy el profesional que diseñó estos planos y las especificaciones complementarias. También, certifico que estos planos y las especificaciones cumplen con las disposiciones aplicables del Reglamento Conjunto y las Normas Administrativas y Operacionales, Códigos de Construcción Vigentes de las Agencias Reguladoras Conjuntas. Certifico, además, que en la preparación de estos planos y especificaciones he cumplido con la Ley Núm. 173 de 30 de julio de 2004, según enmendada, conocida como la "Ley para Asegurar el Derecho a Diseñar", y con la Ley Núm. 319 de 15 de mayo de 1938, según enmendada, Ley Núm. 96 de 6 de julio de 1988, según enmendada, conocida como "Ley de Ingenieros y Agrimensores". Reconozco que cualquier declaración falsa o falsificación de los hechos que se haya producido en la preparación de estos planos y especificaciones por mí, mis agentes o empleados; o por otras personas con mi conocimiento, me hacen responsable de dicha conducta y me someto a la disciplinaria por la DCPe.

CERTIFIED:

arquiteg
ARQUITECTOS
INGENIEROS
PLANIFICADORES

CONSTRUCTION AND FACILITIES MANAGEMENT OFFICE

PUERTO RICO ARMY NATIONAL GUARD
#552 BORINQUENEER TRAIL, FORT BUCHANAN, PUERTO RICO 00934

PROJECT:
RESTORATION REPAIR OF BUILDING 149, FATC | P/N: 432122
FORT ALLEN TRAINING CENTER, JUANA DIAZ, PUERTO RICO

REVISIONS		
NO.	DESCRIPTION	DATE

95% PRELIMINARY DRAWINGS
NOT FOR CONSTRUCTION
BY: V.M.V. DATE: SEP 08, 2024

DESIGN:
VICTOR M. VILLEGAS — ELIAS VALDES
GILBERTO A. MENDOZA — MARIELA SUÁREZ
CARLA G. VILLARRUBIA — JUAN CAMILO OSORIO

SUPERVISOR:
VICTOR SANCHEZ, P.E.

SHEET NUMBER:
A-08C

SHEET TITLE:
GENERAL CMU DETAILS

SHEET: OF TOTAL SHEETS:

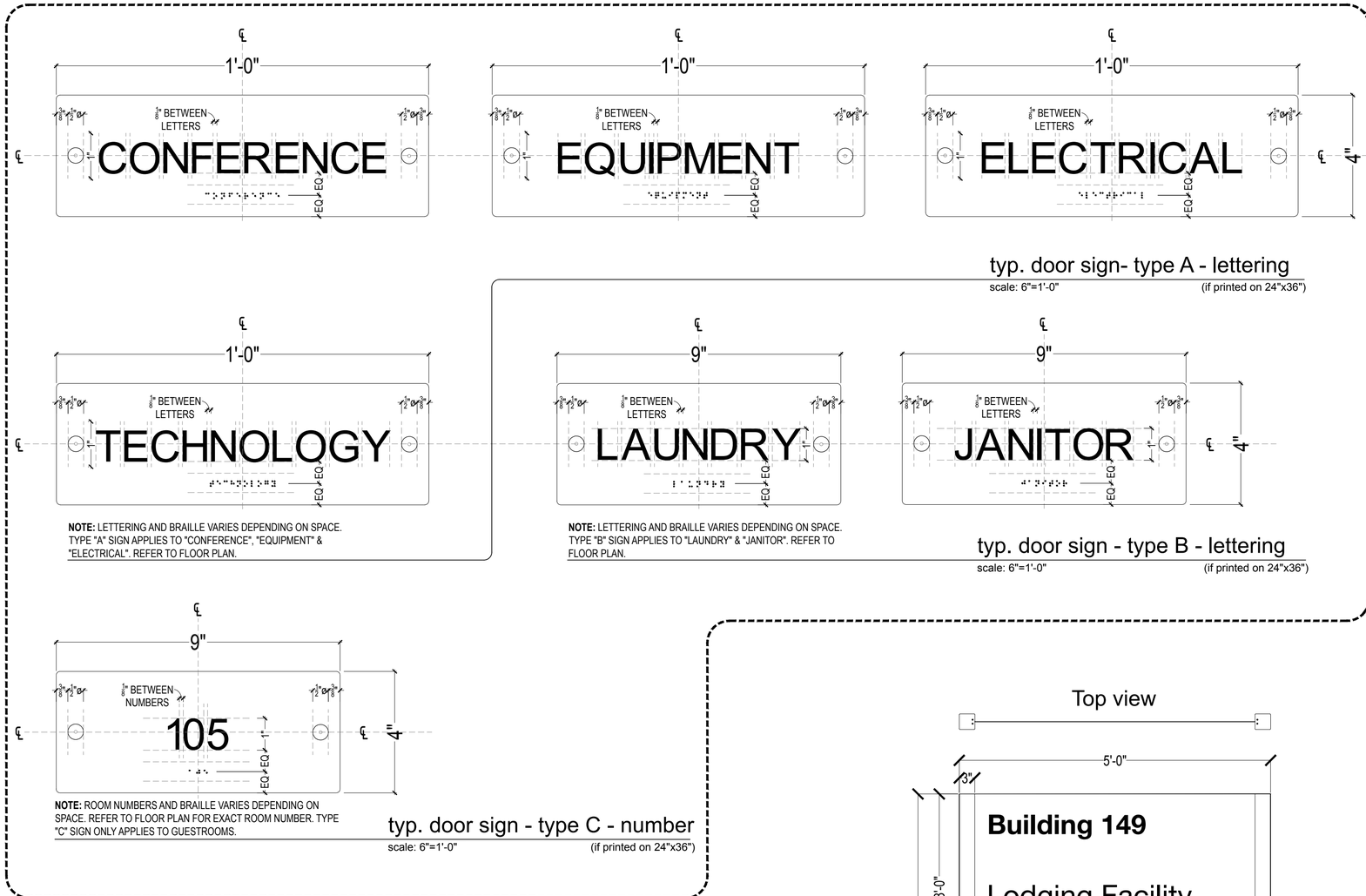

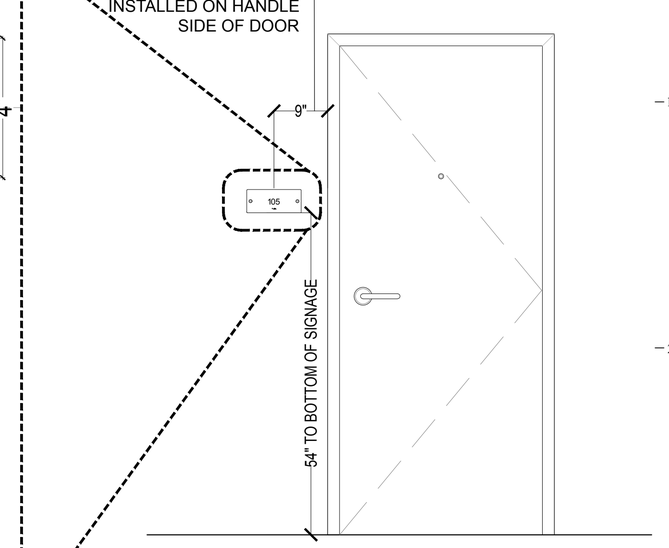

typ. door signage location
scale: 1"=1'-0"
(if printed on 24"x36")



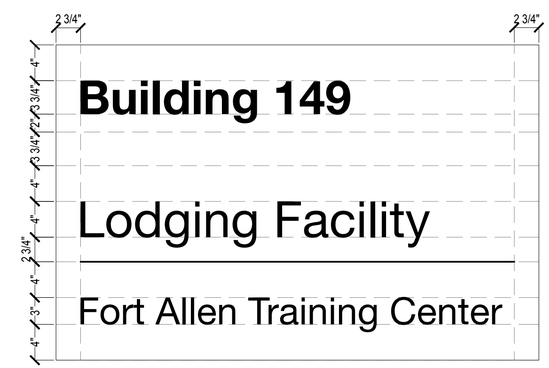

SIGNAGE NOTE:

1. PROPOSED SIGNS SHALL BE CUSTOM 1/8" THICK ACRYLIC, NON GLARE AND CLEAR. WALL MOUNTED WITH METAL DISTANCE HOLDERS. METAL HOLDER PROJECTION FROM WALL SHALL BE 1/2" MAX. UNLESS STATED OTHERWISE. FINAL INSTALLATION SHALL FEEL STURDY
2. 1/4"ø STAINLESS STEEL STANDOFF SCREWS HOLD FRAME 3/8" OFF THE WALL.
3. LETTERING AND NUMBERS SHALL BE NO MORE THAN 1 IN. IN HEIGHT.
4. CHARACTERS SHALL BE UPPERCASE AND SANS SERIF
5. CHARACTERS SHALL BE RAISED 1/32" MINIMUM ABOVE THEIR BACKGROUND.
6. STROKE THICKNESS OF UPPERCASE LETTERS "I" MUST BE 15% MAXIMUM OF THE HEIGHT OF THE CHARACTERS.
7. CHARACTERS MUST HAVE A WIDTH TO HEIGHT RATIO IN WHICH THE WIDTH OF THE UPPERCASE "O" IS 55% MINIMUM AND 110% MAXIMUM OF THE HEIGHT OF THE UPPERCASE LETTER "I".
8. LETTERING SHALL BE ACCOMPANIED BY GRADE 2 BRAILLE. BRAILLE DOTS MUST HAVE A DOMED OR ROUNDED SHAPE. MUST BE POSITIONED UNDER THE CORRESPONDING TEXT. BRAILLE MUST BE SEPARATED 3/8" MINIMUM FROM ANY OTHER TACTILE CHARACTERS AND 3/8" MINIMUM FROM RAISED BORDERS AND DECORATIVE ELEMENTS.
9. CHARACTERS AND BACKGROUND MUST HAVE A NON-GLARE FINISH.
10. CHARACTERS SHALL BE BLACK.
11. FOR THE EXACT LOCATION OF EACH DOOR SIGN TYPE, REFER TO PROPOSED FLOOR PLAN.
12. G.C. SHALL PROVIDE FINISHED SAMPLE FOR ARCHITECTS REVIEW BEFORE PURCHASING AND MANUFACTURING.

FREESTANDING BUILDING IDENTIFICATION NOTES:

1. USE 3" X 3" 14GA ALUMINUM SQUARE POSTS WITH FLAT 3/16" ALUMINUM SIGN MESSAGE PANELS THAT ARE REMOVABLE FOR EASY PLACEMENT
2. SIGN SHALL PORTRAY THE INFORMATION ON BOTH SIDES OF THE ALUMINUM PANEL
3. PROVIDE POWDER COATED DARK BRONZE PAINTED FINISH FOR THE BACKGROUND AND SUPPORT POSTS
4. SIGN CONTENT MUST BE WHITE REFLECTIVE ENGINEERING-GRADE VINYL
5. FONT MUST BE HELVETICA NEUE
6. SIGN MUST BE NON-ILLUMINATED
7. G.C. MUST PROVIDE SHOP DRAWINGS BEFORE MANUFACTURING FOR A/E APPROVAL

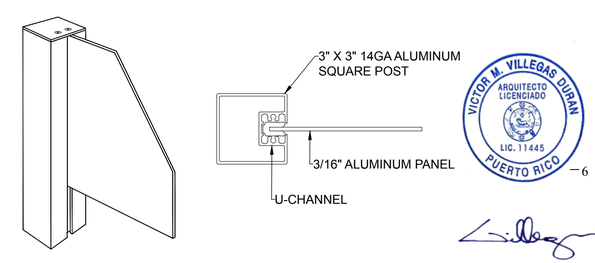

primary freestanding building identification sign
scale: NTS=1'-0"
(if printed on 24"x36")

CODE COMPLIANCE: THIS PROJECT HAS BEEN DESIGNED IN ACCORDANCE WITH THE PUERTO RICO EXISTING BUILDING CODE 2018 EDITION. CONTRACTORS ARE NOT ALLOWED TO MAKE CHANGES TO THIS PROJECT WITHOUT WRITTEN AUTHORIZATION OF THE ARCHITECT OF RECORD.

Yo, Víctor M. Villegas Durán, Lic. #11445, certifico que soy el profesional que diseñó estos planos y las especificaciones complementarias. También, certifico que estos planos y las especificaciones cumplen con las disposiciones aplicables del Reglamento Conjunto y las Ordenanzas Municipales, Reglamento Conjunto, Códigos de Construcción Vigentes de las Agencias Reguladoras de Permisos, Certificaciones Públicas con Organización Certificada, o además, que en la preparación de estos planos y especificaciones he cumplido con lo dispuesto en lo dispuesto en la Ley Núm. 14 de 8 de enero de 2004, según enmendada, conocida como la "Ley Para la Administración y Transformación de los RH" y con la (Ley Núm. 319 de 15 de mayo de 1938, según enmendada, Ley Núm. 96 de 6 de julio de 1978, según enmendada, y demás aplicables). Reconozco que cualquier declaración falsa o falsificación de los hechos que se haya producido en la preparación de estos planos y especificaciones, por mí, mis agentes o empleados, o por otras personas con mi conocimiento, me hacen responsable de cualquier violación de disciplinaria por la OGPe.

CERTIFIED:

arquiteg
ARQUITECTOS
INGENIEROS
PLANIFICADORES

CONSTRUCTION AND FACILITIES MANAGEMENT OFFICE

PUERTO RICO ARMY NATIONAL GUARD
#552 BORINQUENEER TRAIL, FORT BUCHANAN, PUERTO RICO 00934

PROJECT:
RESTORATION REPAIR OF BUILDING 149, FATC | P/N: 432122
FORT ALLEN TRAINING CENTER, JUANA DIAZ, PUERTO RICO

REVISIONS

NO.	DESCRIPTION	DATE NO.	DESCRIPTION	DATE
1				

95% PRELIMINARY DRAWINGS
NOT FOR CONSTRUCTION
BY: V.M.V. DATE: SEP 08, 2024

DESIGN:
VICTOR M. VILLEGAS — ELIAS VALDES
GILBERTO A. MENDOZA — MARIELA SUÁREZ
CARLA G. VILLARRUBIA — JUAN CAMILO OSORIO

SUPERVISOR:
VICTOR SANCHEZ, P.E.

SHEET NUMBER:
A-08D

SHEET TITLE:
SIGNAGE DETAILS

SHEET: TOTAL SHEETS: OF

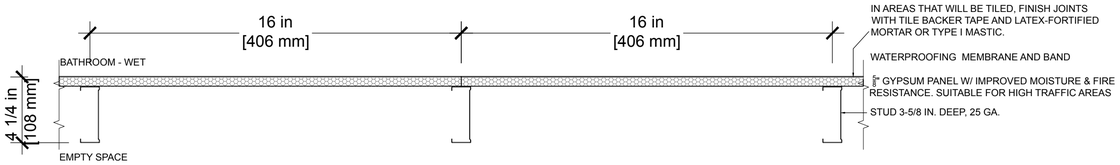

E SIMPLE INTERIOR DEMISING SINGLE SIDE W/ TILE

INTERIOR PARTITIONS: STEEL STUD (NON-LOAD-BEARING)

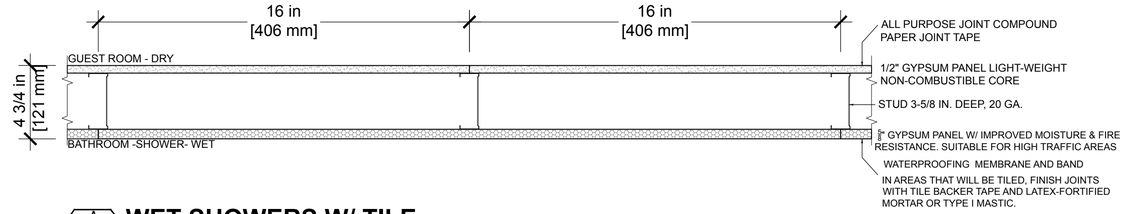

A WET SHOWERS W/ TILE

INTERIOR PARTITIONS: STEEL STUD (NON-LOAD-BEARING)

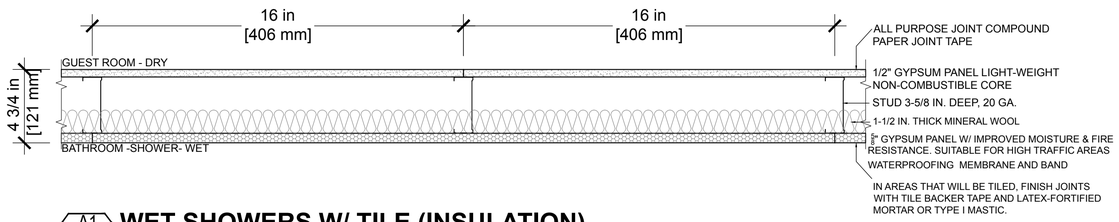

A1 WET SHOWERS W/ TILE (INSULATION)

INTERIOR PARTITIONS: STEEL STUD (NON-LOAD-BEARING)

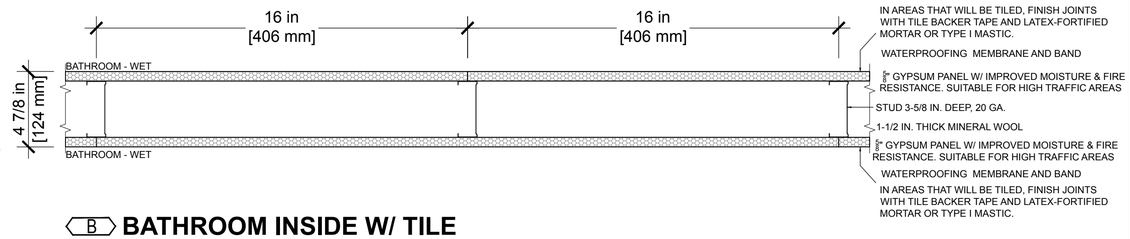

B BATHROOM INSIDE W/ TILE

INTERIOR PARTITIONS: STEEL STUD (NON-LOAD-BEARING)

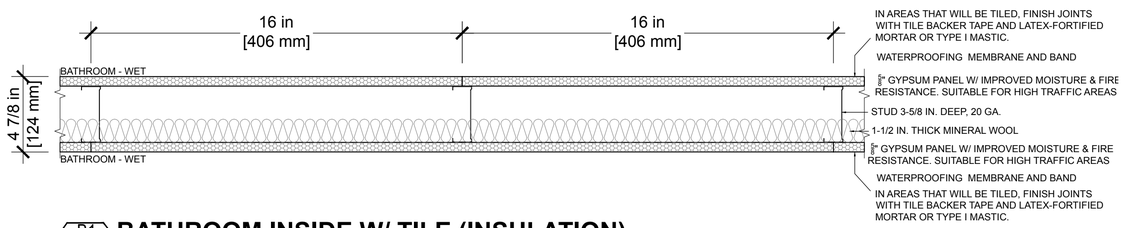

B1 BATHROOM INSIDE W/ TILE (INSULATION)

INTERIOR PARTITIONS: STEEL STUD (NON-LOAD-BEARING)

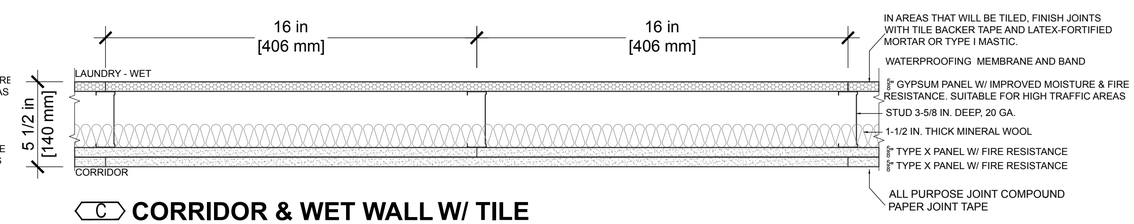

C CORRIDOR & WET WALL W/ TILE

INTERIOR PARTITIONS: STEEL STUD (NON-LOAD-BEARING)

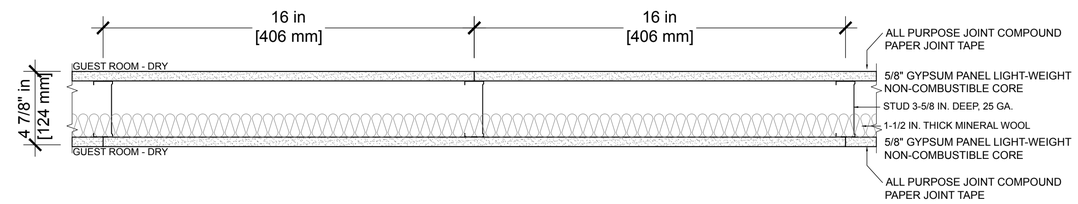

D1 SIMPLE INTERIOR DEMISING

INTERIOR PARTITIONS: STEEL STUD (NON-LOAD-BEARING)

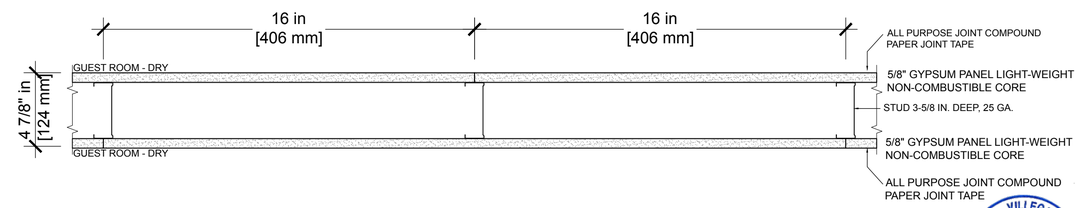

D SIMPLE INTERIOR DEMISING

INTERIOR PARTITIONS: STEEL STUD (NON-LOAD-BEARING)

VICTOR M. VILLEGAS DURÁN
ARQUITECTO LICENCIADO
LIC. 11445
PUERTO RICO

CODE COMPLIANCE: THIS PROJECT HAS BEEN DESIGNED IN ACCORDANCE WITH THE PUERTO RICO EXISTING BUILDING CODE 2018 EDITION. CONTRACTORS ARE NOT ALLOWED TO MAKE CHANGES TO THIS PROJECT WITHOUT WRITTEN AUTHORIZATION OF THE ARCHITECT OF RECORD.

Yo, Víctor M. Villegas Durán, Lic. #11445, certifico que soy el profesional que diseñó estos planos y la información aquí suministrada. Bajo mi certifico que entiendo que dichos planos y especificaciones cumplen con las disposiciones aplicables de los Reglamentos y las Codigos de Construcción Vigentes de las Agencias, Juntas, Comisiones, Negociados o Corporaciones Públicas con jurisdicción. Certifico, además, que en la preparación de estos planos y especificaciones, he observado lo establecido en lo dispuesto en la Ley Núm. 14 de 8 de enero de 2004, según enmendada, conocida como la "Ley para la Administración de Derechos de Autor" y con la [Ley Núm. 319 de 15 de mayo de 1938, según enmendada, Ley Núm. 96 de 5 de julio de 1978, y Ley Núm. 75 de 24 de junio de 1955]. Reconozco que cualquier declaración falsa o información de carácter material omitida, hecha por desconocimiento o por negligencia, ya sea por mí, mis agentes o empleados, o por otras entidades, descalifica los planos y me hace responsable de cualquier acción judicial y disciplinaria por la OGPe.

CERTIFIED:

arquiteg
ARQUITECTOS
INGENIEROS
PLANIFICADORES

CONSTRUCTION AND FACILITIES MANAGEMENT OFFICE

PUERTO RICO ARMY NATIONAL GUARD
#552 BORINQUENEER TRAIL, FORT BUCHANAN, PUERTO RICO 00934

PROJECT:
RESTORATION REPAIR OF BUILDING 149, FATC | P/N: 432122
FORT ALLEN TRAINING CENTER, JUANA DÍAZ, PUERTO RICO

REVISIONS

NO.	DESCRIPTION	DATE	NO.	DESCRIPTION	DATE
1					

100% BIDDING SET
NOT FOR CONSTRUCTION
BY: V.M.V. DATE: NOV 04, 2024

DESIGN:
VÍCTOR M. VILLEGAS
ANDRÉS M. VILLEGAS
GILBERTO A. MENDOZA
CARLA G. VILLARRUBIA
ELIAS VALDES
MARIELA SUÁREZ
JUAN CAMILO OSORIO

SUPERVISOR: VICTOR SANCHEZ, P.E.

SHEET NUMBER: A-09

SHEET TITLE: WALL TYPES DETAILS

SHEET: TOTAL SHEETS: OF

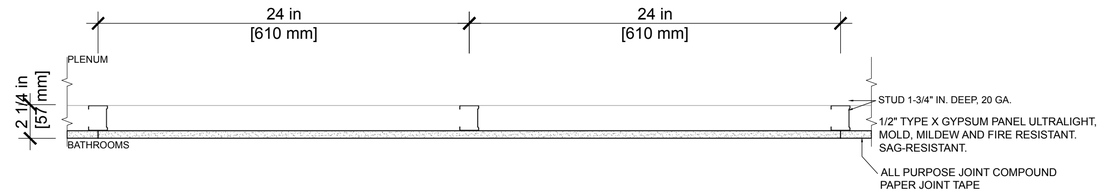

P1 SUSPENDED CEILING - BATHROOMS - LAUNDRY

INTERIOR PARTITIONS: STEEL STUD (NON-LOAD-BEARING)

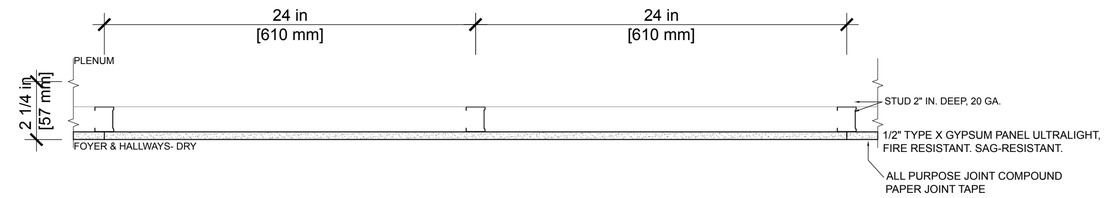

P2 SUSPENDED CEILING - ALL OTHER SPACES

INTERIOR PARTITIONS: STEEL STUD (NON-LOAD-BEARING)

VICTOR M. VILLEGAS DURAN
ARQUITECTO LICENCIADO
LIC. 11445
PUERTO RICO

CODE COMPLIANCE: THIS PROJECT HAS BEEN DESIGNED IN ACCORDANCE WITH THE PUERTO RICO EXISTING BUILDING CODE 2018 EDITION. CONTRACTORS ARE NOT ALLOWED TO MAKE CHANGES TO THIS PROJECT WITHOUT WRITTEN AUTHORIZATION OF THE ARCHITECT OF RECORD.

Yo, Víctor M. Villegas Durán, Lic. #11445, certifico que soy el profesional que diseñó estos planos y que he supervisado su preparación. También certifico que entiendo que dichos planos y especificaciones cumplen con las disposiciones de los Reglamentos y Códigos de Construcción y las disposiciones aplicables de los Reglamentos y Códigos de Construcción Vigentes de las Agencias, Juntas, Negociados, Autoridades o Corporaciones Públicas con jurisdicción. Certifico, además, que en la preparación de estos planos y especificaciones se ha cumplido cabalmente con lo dispuesto en la Ley Núm. 14 de 8 de enero de 2004, según enmendada, conocida como la "Ley para la Innovación, la Calidad y la Competitividad" y con la [Ley Núm. 319 de 15 de mayo de 1938, según enmendada, Ley Núm. 96 de 5 de julio de 1978, según enmendada, y demás aplicables]. Reconozco que cualquier declaración falsa o incorrecta en la presente, puede hacer que yo sea por disciplinado/a o suspendido/a por la Junta por mi, mis agentes o empleados, o por otras razones, y me expone a procesos civiles y penales, responsable de cualquier acción judicial y disciplinaria por la OGPe.

CERTIFIED:

arquiteg
ARQUITECTOS
INGENIEROS
PLANIFICADORES

CONSTRUCTION AND FACILITIES MANAGEMENT OFFICE

PUERTO RICO ARMY NATIONAL GUARD
#552 BORINQUENEER TRAIL, FORT BUCHANAN, PUERTO RICO 00934

PROJECT:
RESTORATION REPAIR OF BUILDING 149, FATC | P/N: 432122
FORT ALLEN TRAINING CENTER, JUANA DÍAZ, PUERTO RICO

REVISIONS

NO.	DESCRIPTION	DATE	NO.	DESCRIPTION	DATE

100% BIDDING SET
NOT FOR CONSTRUCTION
BY: V.M.V. DATE: NOV 04, 2024

DESIGN:
VÍCTOR M. VILLEGAS
ANDRÉS M. VILLEGAS
GILBERTO A. MENDOZA
CARLA G. VILLARRUBIA
ELIAS VALDES
MARIELA SUÁREZ
JUAN CAMILO OSORIO

SUPERVISOR: VICTOR SANCHEZ, P.E.

SHEET NUMBER: A-09A

SHEET TITLE: CEILING TYPES DETAILS

SHEET: TOTAL SHEETS: OF

/Volumes/ARQ DATA/ACTIVOS/FORT ALLEN - BUILDING 149/PLANOS/CONSTRUCCION/A-09A CEILING DETAILS.dwg, Sat Nov 2 13:52:46 2024, HP Designjet T630 24-in(CTB)(EPS.PC3)

DOOR AND FRAMES NOTES:

1. IT IS THE GENERAL CONTRACTOR'S RESPONSIBILITY TO CHECK AND APPROVE DOORS, HARDWARE LITERATURE, AND COLOR CHARTS BEFORE SUBMISSION TO THE OWNER AND ARCHITECT.
2. CONTRACTOR SHALL VERIFY OPENING DIMENSIONS BEFORE DOORS AND FRAMES BIDDING AND MANUFACTURING.
3. REINFORCE GYPSUM WALL FOR DOOR FRAMES WITH WOOLMANIZED TREATED WOOD.
4. CONTRACTOR SHALL SUBMIT SAMPLES AND LITERATURE OF EACH HARDWARE FOR THE A/E APPROVAL BEFORE ORDERING.
5. CONTRACTOR SHALL SUBMIT DOOR'S SHOP DRAWINGS FOR THE ARCHITECT AND OWNER'S APPROVAL BEFORE MANUFACTURING.
6. ALL WOOD AND METAL FRAMES CORNER JOINTS SHALL BE MITERED AT ANGLES OF 45 DEGREES.
7. ALL WOOD DOORS SHALL HAVE NEW MAHOGANY WOOD FRAMES. SEE TYPICAL WOOD DOOR FRAME DETAIL FOR SHAPE. DOOR FRAMES SHALL BE FINISHED WITH MAHOGANY STAIN AND 2 COATS OF SATIN CLEAR SEALER. STAIN OPACITY SHALL BE SEMI-TRANSPARENT. FINISH SHALL BE MATTE. COLOR OF AVAILABLE STAINS SHALL BE SUBMITTED TO THE A/E OFFICE FOR APPROVAL BEFORE SAMPLE PREPARATION. PRESENT SAMPLE FOR APPROVAL
8. NEW WOOD DOORS SHALL BE MAHOGANY, SOLID WOOD.
9. WHEN IT APPLIES, MATERIAL TRANSITION SHALL ALWAYS BE DIRECTLY IN THE MIDDLE UNDER DOOR LEAF. TRANSITION SHALL BE SMOOTH. NO SADDLES REQUIRED.
10. HOLLOW METAL SWING DOOR SHALL BE FLUSHED 18 GAUGE. FRAME SHALL BE 16 GAUGE.
11. HOLLOW METAL DOORS AND FRAME SHALL BE SHOP PRIMED AND PAINTED WHITE.
12. HOLLOW METAL FRAMES AT CONCRETE BLOCK WALLS SHALL BE FULLY GROUTED.
13. ALL LOCKS SHALL BE MASTER KEYED, GRANDMASTER KEYED.
14. ALL HOLLOW METAL DOORS AND FRAMES ON HALLWAYS SHALL BE 1 HOUR FIRE RATED. PROVIDE FIRE RATED LABELS.
15. REFER TO HARDWARE SCHEDULE.
16. **GLAZING NOTES :**
    - 16.1. ALL GLASS DOORS FINISH FOR ALUMINUM DOORS SHALL BE ANODIZED CLEAR ALUMINUM.
    - 16.2. ALL GLASS DOORS SHALL BE LAMINATED. REFER TO DETAILS ON SHEET A-10.1.
    - 16.3. EXTERIOR GLASS DOORS (GLAZING AND FRAMES) MKD 3 & MKD 4 SHALL BE IMPACT, BLAST AND HURRICANE RESISTANT. G.C. TO PROVIDE CERTIFICATION.
    - 16.4. PROVIDE SHOP DRAWINGS BEFORE MANUFACTURING. G.C. SHALL VERIFY OPENINGS BEFORE DOOR AND FRAME BIDDING AND MANUFACTURING.

WINDOW NOTES:

1. CONTRACTOR SHALL VERIFY OPENING DIMENSIONS BEFORE WINDOW AND FRAME, BIDDING AND MANUFACTURING.
2. IT IS THE CONTRACTORS RESPONSIBILITY TO CHECK AND APPROVE DOOR, HARDWARE, LITERATURE, AND COLOR CHARTS BEFORE SUBMISSION TO THE OWNER AND ARCHITECT.
3. CONTRACTOR SHALL SUBMIT WINDOW SHOP DRAWINGS FOR THE ARCHITECT AND CLIENT APPROVAL BEFORE MANUFACTURING.
4. ALUMINUM WINDOWS TYPE "A" & "C" SHALL BE JALOUSIE WINDOW WITH 6" SLATS. ALUMINUM WINDOWS TYPE "B" SHALL BE 4" SLATS FRAMES SHALL HAVE MITERED CORNERS.
5. ALL ALUMINUM WINDOWS SHALL HAVE REMOVABLE 15MIL PLASTIC WINDOW SCREENS, IN EXCEPTION OF WINDOWS TYPE "C" WHICH SHALL HAVE A PLASTIC INSECT PROTECTOR SCREEN IN COLOR GRAY.
6. ALL ALUMINUM WINDOW AND FRAMES SHALL BE WHITE POWDER COAT FINISHED.
7. ALUMINUM "V" SHAPED BLADE LOUVERS PANELS SHALL BE DRAINABLE, BLAST & STORM RESISTANT SPECIALTY LOUVER DESIGN. LOUVER DEPTH SHALL MATCH WINDOW ABOVE. BLADES SHALL HAVE A 1.5" SPACING & BE HORIZONTAL ORIENTED. SHALL BE SIGHTPROOF. HEAVY GAUGE EXTRUDED 6063-T5 ALUMINUM. MECHANICALLY FASTENED. FINISH SHALL BE WHITE POWDERED COATED. PROVIDE REMOVABLE 15MIL PLASTIC SCREEN.
8. ALL ALUMINUM WINDOWS AND ALUMINUM LOUVERED PANELS SHALL BE HURRICANE AND IMPACT RESISTANT. PROVIDE CERTIFICATION FOR ARCHITECT AND CLIENT RECORD.
9. PROVIDE BLACKOUT ROLLER SHADES FOR EACH WINDOW OPENING. SHADE SHALL HAVE A 10% TRANSPARENCY, WOVEN FABRIC & COLOR LIGHT GRAY. ROLLER COVER SHALL BE 3" WHITE ALUMINUM SQUARE FASCIA OUTSIDE WINDOW MOUNTED TO CEILING, WITH METAL CLUTCH OPERABLE ROLLER AND EXTERNAL ALUMINUM WHITE HEM BAR STRIP. SHALL BE BAA COMPLIANCE (BUY AMERICAN ACT.) G.C. SHALL PROVIDE SUBMITTAL PRIOR TO PURCHASING AND FOR ARCH. APPROVAL.

HARDWARE SCHEDULE

HARDWARE SET No.1 (GUESTROOM)
3 HINGES FULL MORTISE MOUNT - 4.5" X 4.5" BALL BEARING - NON REMOVABLE PIN - GRADE 1 - FIRE RATED - SATIN CHROME FINISH
1 ELECTRICAL RFID MORTISE LOCK - LEVER HANDLE - GRADE 1 - FIRE RATED - SATIN CHROME FINISH
1 DOOR CLOSER - PARALLEL ARM - UNIVERSAL MOUNTING ON INSIDE OF ROOM - GRADE 1 - ADJUSTABLE CLOSING FORCE AND SPEED - CAST ALUMINUM BODY - SATIN CHROME FINISH
1 DOOR GUARD - SWING BAR - GRADE 1 - SATIN CHROME FINISH
1 ONE WAY WIDE ANGLE VIEWER - 180 DEGREES - SATIN CHROME FINISH.
3 DOOR SILENCERS - SILICONE - CLEAR FINISH
1 DOOR STOP - FLOOR MOUNTED - 2" CYLINDER BUMPER - SATIN CHROME FINISH.
1 TRIPLE FIN ADHESIVE BACKED FIRE/SMOKE SILICONE SEAL PERIMETER GASKETING - GRAY FINISH
1 AUTOMATIC DOOR BOTTOM SEAL - NYLON BRUSH

HARDWARE SET No.2 (GUEST BATHROOM)
3 HINGES FULL MORTISE MOUNT - 4.5" X 4.5" BALL BEARING - NON REMOVABLE PIN - GRADE 1 - SATIN CHROME FINISH
1 CYLINDRICAL PRIVACY / BATHROOM FUNCTION LEVER LOCKSET - CIRCULAR HANDLE ROSE - GRADE 1 - LATCH BY EITHER LEVER UNLESS OUTSIDE LEVER IS LOCKED BY PUSH BUTTON IN INSIDE LEVER. TURNING INSIDE LEVER OR CLOSING DOOR RELEASES BUTTON. EMERGENCY BUTTON IN OUTSIDE LEVER UNLOCKS, WITH USE OF BLADE SCREWDRIVER IN OUTSIDE LEVER AND RELEASES INSIDE BUTTON.
3 DOOR SILENCERS - SILICONE - CLEAR FINISH
1 DOOR STOP - FLOOR MOUNTED - 2" CYLINDER BUMPER - SATIN CHROME FINISH.

HARDWARE SET No.3 (JANITOR / STORAGE)
3 HINGES FULL MORTISE MOUNT - 4.5" X 4.5" BALL BEARING - NON REMOVABLE PIN - GRADE 1 - SATIN CHROME FINISH
1 CYLINDRICAL ENTRANCE FUNCTION LEVER LOCKSET - CIRCULAR HANDLE ROSE - GRADE 1 - DEADLOCKING LATCH. LATCH BY EITHER LEVER UNLESS OUTSIDE LEVER IS LOCKED BY PUSH / TURN BUTTON IN INSIDE LEVER. PUSH BUTTON RELEASED BY KEY OUTSIDE OR LEVER INSIDE. TURN BUTTON MUST BE RELEASED MANUALLY. KEY RETRACTS LATCH WHEN OUTSIDE IS LOCKED.
1 DOOR CLOSER - PARALLEL ARM - UNIVERSAL MOUNTING ON INSIDE OF ROOM - GRADE 1 - ADJUSTABLE CLOSING FORCE AND SPEED - CAST ALUMINUM BODY - SATIN CHROME FINISH
3 DOOR SILENCERS - SILICONE - CLEAR FINISH
1 DOOR STOP - FLOOR MOUNTED - 2" CYLINDER BUMPER - SATIN CHROME FINISH.

HARDWARE SET No.4 (LAUNDRY)
3 HINGES FULL MORTISE MOUNT - 4.5" X 4.5" BALL BEARING - NON REMOVABLE PIN - GRADE 1 - SATIN CHROME FINISH
1 CYLINDRICAL ENTRANCE FUNCTION LEVER LOCKSET - CIRCULAR HANDLE ROSE - GRADE 1 - DEADLOCKING LATCH. LATCH BY EITHER LEVER UNLESS OUTSIDE LEVER IS LOCKED BY PUSH / TURN BUTTON IN INSIDE LEVER. PUSH BUTTON RELEASED BY KEY OUTSIDE OR LEVER INSIDE. TURN BUTTON MUST BE RELEASED MANUALLY. KEY RETRACTS LATCH WHEN OUTSIDE IS LOCKED.
1 DOOR CLOSER - PARALLEL ARM - UNIVERSAL MOUNTING ON INSIDE OF ROOM - GRADE 1 - ADJUSTABLE CLOSING FORCE AND SPEED - CAST ALUMINUM BODY - SATIN CHROME FINISH
3 DOOR SILENCERS - SILICONE - CLEAR FINISH
1 DOOR STOP - FLOOR MOUNTED - 2" CYLINDER BUMPER - SATIN CHROME FINISH.
1 TRIPLE FIN ADHESIVE BACKED FIRE/SMOKE SILICONE SEAL PERIMETER GASKETING - GRAY FINISH
1 AUTOMATIC DOOR BOTTOM SEAL - NYLON BRUSH

HARDWARE SET No.5 (CONFERENCE)
3 HINGES FULL MORTISE MOUNT - 4.5" X 4.5" BALL BEARING - NON REMOVABLE PIN - GRADE 1 - SATIN CHROME FINISH
1 MORTISE LOCK PRIVACY FUNCTION LEVER LOCKSET - CIRCULAR HANDLE ROSE - GRADE 1 - TRIM FROM EITHER SIDE RETRACTS LATCHBOLT AT ALL TIMES. THUMBTURN RETRACTS AND PROJECTS DEADBOLT. EMERGENCY RELEASE RETRACTS AND PROJECTS DEADBOLT. LATCHBOLT AND DEADBOLT AR INDEPENDENT FROM EACH OTHER - SATIN CHROME FINISH
1 DOOR CLOSER (EACH DOOR) - PARALLEL ARM - UNIVERSAL MOUNTING ON INSIDE OF ROOM - GRADE 1 - ADJUSTABLE CLOSING FORCE AND SPEED - CAST ALUMINUM BODY - SATIN CHROME FINISH
3 DOOR SILENCERS (EACH DOOR) - SILICONE - CLEAR FINISH
1 DOOR FLUSH BOLTS ON INACTIVE DOOR - AUTOMATIC LATCH ON TOP MANUAL LATCH ON BOTTOM - SATIN CHROME FINISH
1 TRIPLE FIN ADHESIVE BACKED FIRE/SMOKE SILICONE SEAL PERIMETER GASKETING - GRAY FINISH
1 AUTOMATIC DOOR BOTTOM SEAL - NYLON BRUSH

HARDWARE SET No.6 (EMERGENCY EXIT)
3 HINGES FULL MORTISE MOUNT - 4.5" X 4.5" BALL BEARING - NON REMOVABLE PIN - GRADE 1 - SATIN CHROME FINISH
1 EXIT PUSH BAR WITH LEVER TRIM - NIGHT LATCH FUNCTION - PUSH BAR WIDTH OF DOOR - KEY RETRACTS LATCH - SATIN CHROME FINISH
1 DOOR CLOSER (EACH DOOR) - PARALLEL ARM - UNIVERSAL MOUNTING ON INSIDE OF ROOM - GRADE 1 - ADJUSTABLE CLOSING FORCE AND SPEED - CAST ALUMINUM BODY - SATIN CHROME FINISH
3 DOOR SILENCERS (EACH DOOR) - SILICONE - CLEAR FINISH
1 ALUMINUM OVERHEAD RAIN DRIP GUARD 2-1/2" W X $\frac{3}{8}$" H X 40" L - #6 X $\frac{3}{8}$" SHEET METAL SCREWS - MILL FINISH ALUMINUM

HARDWARE SET No.7 (LOBBY)
4 HINGES - HEAVY DUTY BALL BEARING
1 36" LONG ROUND PULL DOOR HANDLE - MOUNTED BACK TO BACK - SATIN CHROME FINISH
1 DOOR CLOSER - HEAVY DUTY CONCEALED ON TOP OF DOOR
1 DEADBOLT - KEYED SINGLE CYLINDER - CIRCULAR - GRADE 1 - LIP STRIKE - SATIN CHROME FINISH.
1 PERIMETER SEAL - PROVIDE APPROPRIATE DOOR SILICONE SEAL, ALSO PROVIDE SEAL BETWEEN DOORS (WHEN APPLIES). FINISH SHALL BE GRAY.
1 BOTTOM SEAL - PROVIDE APPROPRIATE AUTOMATIC BOTTOM SILICONE SEAL.

HARDWARE SET No.8 (LOBBY)
4 HINGES - HEAVY DUTY BALL BEARING
1 EXIT PUSH BAR WITH LEVER TRIM - NIGHT LATCH FUNCTION - PUSH BAR WIDTH OF DOOR - KEY RETRACTS LATCH - SATIN CHROME FINISH
1 DOOR CLOSER - HEAVY DUTY CONCEALED ON TOP OF DOOR
1 DEADBOLT - KEYED SINGLE CYLINDER - CIRCULAR - GRADE 1 - LIP STRIKE - SATIN CHROME FINISH.
1 PERIMETER SEAL - PROVIDE APPROPRIATE DOOR SILICONE SEAL, ALSO PROVIDE SEAL BETWEEN DOORS (WHEN APPLIES). FINISH SHALL BE GRAY.
1 BOTTOM SEAL - PROVIDE APPROPRIATE AUTOMATIC BOTTOM SILICONE SEAL.

HARDWARE SET No.9 (ELECTRICAL ROOM)
12 HINGES FULL MORTISE MOUNT - 4.5" X 4.5" BALL BEARING - NON REMOVABLE PIN - GRADE 1 - SATIN CHROME FINISH
4 CYLINDRICAL ENTRANCE FUNCTION LEVER LOCKSET - CIRCULAR HANDLE ROSE - GRADE 1 - DEADLOCKING LATCH. / KEY RETRACTS LATCH WHEN OUTSIDE IS LOCKED.
6 DOOR SILENCERS - SILICONE - CLEAR FINISH
2 TRIPLE FIN ADHESIVE BACKED FIRE/SMOKE SILICONE SEAL PERIMETER GASKETING - GRAY FINISH
4 AUTOMATIC DOOR BOTTOM SEAL - NYLON BRUSH

DOOR SCHEDULE

MKD	LOCATION	DOOR OPENING WIDE	DOOR OPENING HEIGHT	DOOR WIDE	DOOR HEIGHT	DOOR THICK	MATERIAL	FRAME MATERIAL	HARDWARE SET No.	REMARKS
1	GUESTROOM	3'-2"	7'-0"	3'-0"	6'-10"	1-3/4"	HOLLOW METAL	HOLLOW METAL	1	
2	BATHROOM	2'-10"	7'-0"	2'-8"	6'-10"	1-3/4"	SOLID WOOD	SOLID WOOD	2	
3	LOBBY	12'-4"	9'-10"	6'-0"	7'-7"	---	GLASS	ALUMINUM	7	
4	MAIN STAIR	EXISITNG	9'-0"	3'-0"	7'-7"	---	GLASS	ALUMINUM	8	
5	STORAGE / JANITOR	3'-2"	7'-0"	3'-0"	6'-10"	1-3/4"	HOLLOW METAL	HOLLOW METAL	3	
6	LAUNDRY	3'-2"	7'-0"	3'-0"	6'-10"	1-3/4"	HOLLOW METAL	HOLLOW METAL	4	
7	CONFERENCE ROOM	7'-7"	7'-0"	6'-0"	6'-10"	---	GLASS	ALUMINUM	5	
EXT	EM. EXIT STAIR	3'-0"	7'-0"	2'-9"	6'-10"	1-3/4"	HOLLOW METAL	HOLLOW METAL	6	

WINDOW SCHEDULE

WIN.	LOCATION	WINDOW OPENING WIDE	WINDOW OPENING HEIGHT	WINDOW WIDE	WINDOW HEIGHT	WINDOW THICK	MATERIAL	FRAME MATERIAL	REMARKS
A	GUESTROOM	11'-0"	8'-10"	---	---	---	ALUMINUM	ALUMINUM	REVIEW WINDOW OPENING MEASUREMENTS ON SITE BEFORE BIDDING AND MANUFACTURING
B	VIP / ADA / LAUNDRY CONFERENCE	11'-0"	2'-0"	---	---	---	ALUMINUM	ALUMINUM	REVIEW WINDOW OPENING MEASUREMENTS ON SITE BEFORE BIDDING AND MANUFACTURING
C	LAUNDRY / MAIN LOBBY	10'-4"	8'-10"	---	---	---	ALUMINUM	ALUMINUM	REVIEW WINDOW OPENING MEASUREMENTS ON SITE BEFORE BIDDING AND MANUFACTURING
D	GUESTROOM BATHRM	1'-0"	1'-0"	---	---	---	GLASS	ALUMINUM	GLASS SHALL BE FROSTED

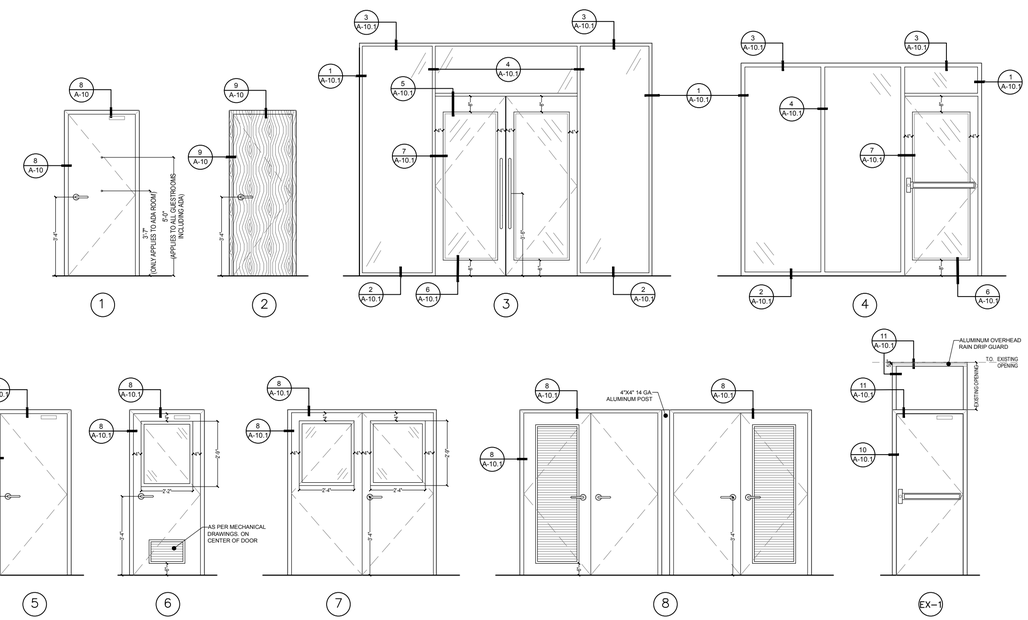

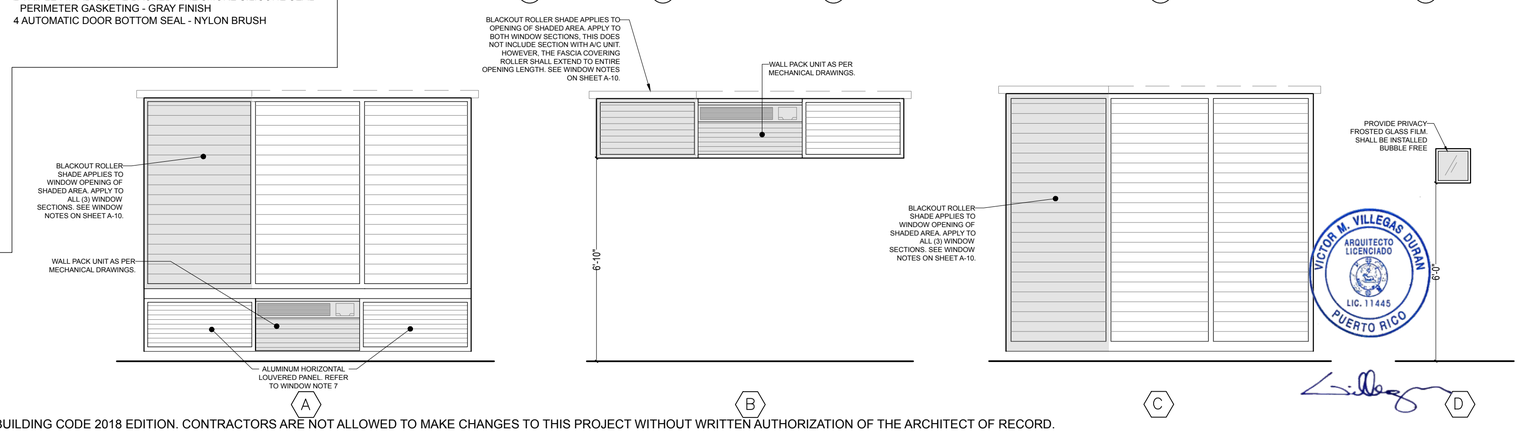

CODE COMPLIANCE: THIS PROJECT HAS BEEN DESIGNED IN ACCORDANCE WITH THE PUERTO RICO EXISTING BUILDING CODE 2018 EDITION. CONTRACTORS ARE NOT ALLOWED TO MAKE CHANGES TO THIS PROJECT WITHOUT WRITTEN AUTHORIZATION OF THE ARCHITECT OF RECORD.

Yo, Víctor M. Villegas Durán, Lic. #11445, certifico que soy el profesional que diseñó estos planos y las especificaciones complementarias. Además, certifico que estos planos y especificaciones cumplen con las disposiciones de la Ley Número 135 de 15 de junio de 1967, las disposiciones aplicables de los Reglamentos y Códigos de Construcción Vigentes de las Agencias, Juntas, Departamentos y/o Corporaciones Públicas con jurisdicción. Certifico, además, que en la preparación de estos planos y especificaciones se cumplió con la Ley Número 250 de 2004, según enmendada, conocida como la "Ley para Fomentar la Accesibilidad Arquitectónica" y con la [Ley Núm. 14 de 8 de enero de 2004, según enmendada, conocida como la "Ley para la Administración y Transformación de los Recursos Humanos en el Gobierno de Puerto Rico"], según enmendada, Ley Núm. 96 de 6 de julio de 1988, según enmendada, conocida como la "Ley Reconocozo que cualquier declaración falsa o falsificación de los hechos que se haya producido por omisión o comisión, en cualquier forma, y/o por mí, mis agentes o empleados, o por otras personas con mi conocimiento, me hacen responsable de la misma, sujeto a la disciplinaria por la OCPR.

CERTIFIED:

arquiteg
ARQUITECTOS
INGENIEROS
PLANIFICADORES

CONSTRUCTION AND FACILITIES MANAGEMENT OFFICE

PUERTO RICO ARMY NATIONAL GUARD
552 BORINQUENEER TRAIL, FORT BUCHANAN, PUERTO RICO 00934

PROJECT:
RESTORATION REPAIR OF BUILDING 149, FATC | P/N: 432122
FORT ALLEN TRAINING CENTER, JUANA DIAZ, PUERTO RICO

NO.	DATE	DESCRIPTION
1		

REVISIONS

NO.	DATE	DESCRIPTION

100% BIDDING SET
NOT FOR CONSTRUCTION
BY: V.M.V. DATE: NOV 04, 2024

DESIGN:
VICTOR M. VILLEGAS
ANDRÉS M. VILLEGAS
GILBERTO A. MENDOZA
CARLA G. VILLARRUBIA
ELIAS VALDES
MARIELA SUÁREZ
JUAN CAMILO OSORIO

SUPERVISOR: VICTOR SANCHEZ, P.E.

VICTOR M. VILLEGAS DURAN
ARQUITECTO LICENCIADO
LIC. 11445
PUERTO RICO

SHEET NUMBER: A-10

SHEET TITLE: DOORS & WINDOWS SCHEDULE

SHEET: | TOTAL SHEETS: OF

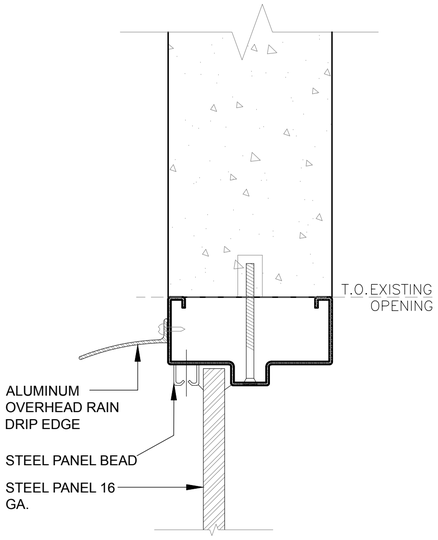

typical transom frame detail (11 / A-10.1)
scale: NTS=1'-0" (if printed on 24"x36")

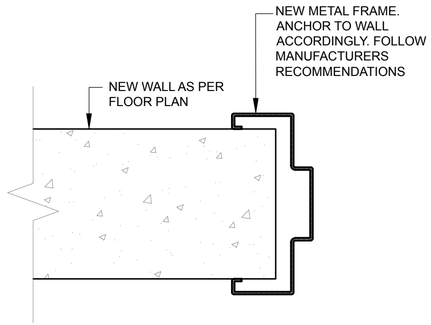

typical metal door frame (8 / A-10.1)
scale: NTS=1'-0" (if printed on 24"x36")

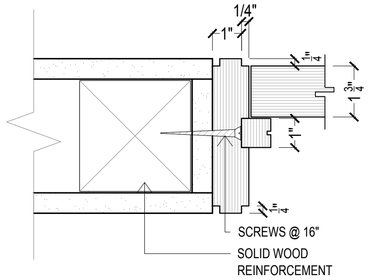

typical wood door frame (9 / A-10.1)
scale: NTS=1'-0" (if printed on 24"x36")

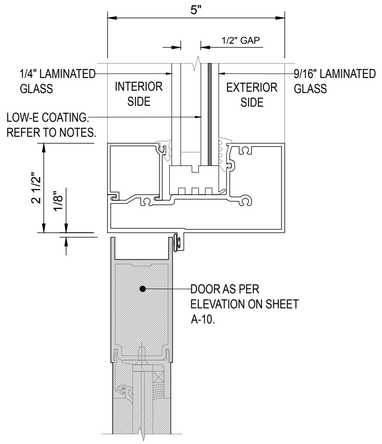

ext. door - main entry transom detail (5 / A-10.1)
scale: NTS (if printed on 24"x36")

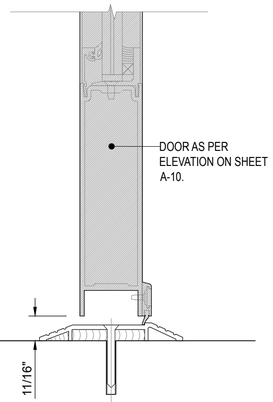

ext. door - main entry bottom detail (6 / A-10.1)
scale: NTS (if printed on 24"x36")

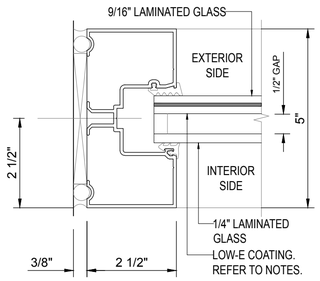

ext. glass - jamb detail (1 / A-10.1)
scale: NTS (if printed on 24"x36")

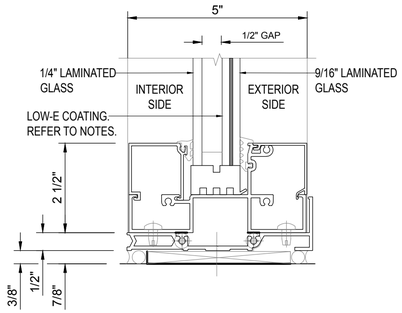

ext. glass - bottom jamb detail (2 / A-10.1)
scale: NTS (if printed on 24"x36")

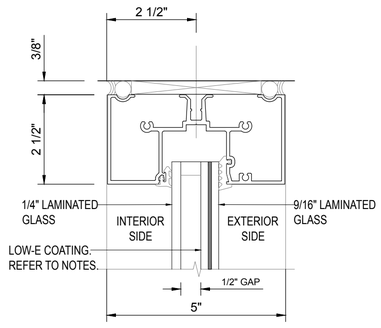

ext. glass - top jamb detail (3 / A-10.1)
scale: NTS (if printed on 24"x36")

typical metal door frame (10 / A-10.1)
scale: NTS=1'-0" (if printed on 24"x36")

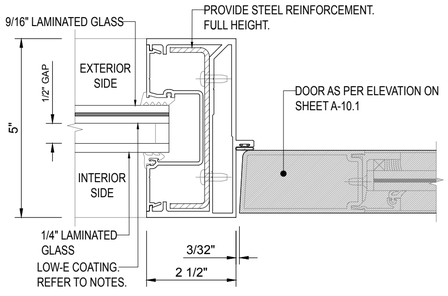

ext. door - main entry side detail (7 / A-10.1)
scale: NTS (if printed on 24"x36")

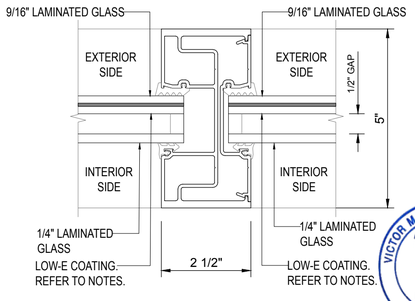

ext. glass - vertical mullion detail (4 / A-10.1)
scale: NTS (if printed on 24"x36")

CODE COMPLIANCE: THIS PROJECT HAS BEEN DESIGNED IN ACCORDANCE WITH THE PUERTO RICO EXISTING BUILDING CODE 2018 EDITION. CONTRACTORS ARE NOT ALLOWED TO MAKE CHANGES TO THIS PROJECT WITHOUT WRITTEN AUTHORIZATION OF THE ARCHITECT OF RECORD.

Yo, Víctor M. Villegas Durán, Lic. #11445, certifico que soy el profesional que diseñó estos planos y las especificaciones complementarias. Declaro, también, que estos planos y especificaciones cumplen con las disposiciones de la Ley Núm. 76 de 5 de agosto de 2000, las disposiciones aplicables de los Reglamentos y Códigos de Construcción Vigentes, establecidos por la Junta Reglamentadora de las Corporaciones Públicas con jurisdicción. Certifico, además, que en la preparación de estos planos y especificaciones se ha cumplido estrictamente con lo dispuesto en la Ley Núm. 14 de 8 de enero de 2004, según enmendada, conocida como la "Ley para la Innovación, la Calidad y la Productividad" y con la [Ley Núm. 319 de 15 de mayo de 1938, según enmendada, Ley Núm. 96 de 6 de julio de 1978, según enmendada, conocida como la "Ley Reconocida que cualquier declaración falsa o falsificación de los hechos que se haya producido en relación con estos planos y especificaciones, o por otras personas con mi conocimiento, me hacen responsable de la misma y sujeto a la disciplinaria por la OGPe.

CERTIFIED:

arquiteg
ARQUITECTOS
INGENIEROS
PLANIFICADORES

CONSTRUCTION AND FACILITIES MANAGEMENT OFFICE

PUERTO RICO ARMY NATIONAL GUARD
#552 BORINQUENER TRAIL, FORT BUCHANAN, PUERTO RICO 00934

PROJECT:
RESTORATION REPAIR OF BUILDING 149, FATC | P/N: 432122
FORT ALLEN TRAINING CENTER, JUANA DIAZ, PUERTO RICO

NO.	DESCRIPTION	DATE
1		

REVISIONS

NO.	DATE	DESCRIPTION

100% BIDDING SET
NOT FOR CONSTRUCTION
BY: V.M.V. DATE: NOV 04, 2024

DESIGN:
VÍCTOR M. VILLEGAS
ANDRÉS M. VILLEGAS
GILBERTO A. MENDOZA
CARLA G. VILLARRUBIA
ELIAS VALDES
MARIELA SUÁREZ
JUAN CAMILO OSORIO

SUPERVISOR: VICTOR SANCHEZ, P.E.

SHEET NUMBER: A-10.1

SHEET TITLE: DOORS DETAILS

SHEET: OF TOTAL SHEETS:

FINISHES NOTES:

1. **FLOOR MATERIAL:**
   a. **EXISTING EXPOSED CONCRETE FLOOR** - ALL CONCRETE FLOORS SHALL BE THOROUGHLY CLEANED. G.C. SHALL USE A PRESSURIZED WATER HOSE TO REMOVE DIRT AND DEBRIS. SURFACE PREPARATION SHALL BE AS PER TECHNICAL SPECIFICATIONS. CONCRETE FLOORS SHALL BE FINISHED WITH CLEAR EPOXY FLOOR COATING FOR CONCRETE SURFACES, TO ENHANCE DURABILITY AND APPEARANCE. AFTER COATING, CONCRETE FLOORS SHALL BE SEALED WITH A STAIN AND CHEMICAL-RESISTANT SEALER TO ENSURE MAXIMUM DURABILITY AND PROTECTION FROM SPILLS, WEAR, AND ENVIRONMENTAL FACTORS. FOLLOW MANUFACTURER'S RECOMMENDATIONS. CONCRETE FLOOR FINISHES SHALL MEET SLIP RESISTANCE STANDARDS TO ENSURE SAFETY. ALL MATERIALS AND METHODS USED SHALL COMPLY WITH INDUSTRY STANDARDS AND MANUFACTURER GUIDELINES. ALL PREPARATION, PAINTING, AND SEALING WORK SHALL BE PERFORMED BY QUALIFIED PROFESSIONALS TO ACHIEVE THE HIGHEST QUALITY FINISH. PROVIDE 10' X 10' SAMPLE FOR ARCHITECT & CLIENT REVIEW BEFORE COMPLETION.
   b. **PORCELAIN TILE** - ALL PORCELAIN FLOOR TILES SHALL BE LIGHT GREY LIMESTONE LOOK WITH MATTE FINISH, RECTIFIED, 3' X 3', INSTALLED WITH MINIMAL GROUT LINES, COLOR SHALL MATCH SELECTED TILE. ALL TILES MUST BE SLIP RESISTANT, WITH A SLIP RESISTANCE COEFFICIENT FRICTION OF 0.60 OR BETTER. PROVIDE NEW MATCHING PORCELAIN TILE WALL BASE WHERE NEW PORCELAIN TILE FLOOR IS INSTALLED. NEW TILE WALL BASE SHALL BE 4" IN HEIGHT. MATCH WALL BASE JOINTS WITH FLOOR JOINTS. GROUT COLOR SHALL ALSO MATCH. SAMPLES SHALL BE SUBMITTED FOR ARCHITECTS APPROVAL PRIOR TO PURCHASING. CONTRACTOR SHALL BE RESPONSIBLE IN PROVIDING OWNER 10% EXCESS MATERIAL. INSTALL AS PER MANUFACTURERS RECOMMENDATION. PROVIDE SAMPLE BEFORE PURCHASING. ENTIRE SPECIFICATION SHALL ALSO APPLY TO MAIN ENTRANCE PLAZA AND BACK ENTRANCE PLAZA, ONLY DIFFERENCE SHALL BE REGARDING TILE DIMENSIONS. MAIN ENTRANCE PLAZA AND BACK ENTRANCE PLAZA TILE SHALL BE 2' X 4'.

2. **BASE MATERIAL:**
   a. **PORCELAIN TILE BASE** - FOLLOW SPECIFICATION UNDER **"FLOOR MATERIAL"**.

3. **WALL MATERIAL:**
   a. **EXISTING CMU WALL** - ALL EXISTING CMU WALLS SHALL BE PRIMED AND PAINTED WITH LATEX ACRYLIC-BASED PAINT, COLOR:WHITE , PAINT SHEEN: EGGSHELL& NON-VOC. G.C. APPLY ONE (1) COAT OF PRIMER AND THREE (3) COATS OF PAINT. IF EXISTING CMU WALLS HAVE VISIBLE CRACKS, G.C. SHALL SEAL CRACKS WITH SUITABLE AND APPROPRIATE SEALER BEFORE PRIME AND PAINT. PROVIDE AT HIS EXPENSE A 6'X'6' SAMPLE WALL FOR ARCHITECTS REVIEW BEFORE PROCEEDING. FINISHED RESULT SHALL BE SMOOTH.
   b. EXISTING EXTERIOR WALLS - ALL EXISTING EXTERIOR WALLS SHALL BE PAINTED ONE BASE PRIMER COAT AND TWO COATS OF LATEX FLAT PAINT, NON-VOC. PAINT SHEEN: EGGSHELL. COLOR SHALL BE WHITE.
   c. **GYPSUM BOARD WALLS & PAINT** - GYPSUM BOARD WALLS SHALL BE CONSTRUCTED AS PER WALL TYPES. SURFACE SHALL BE SMOOTH AND UNIFORM BEFORE PRIMER AND PAINTING. VERTICAL STUDS SHALL BE 16" C.C. PROVIDE APPROPRIATE WOOD (WOOLMANIZED TREATED) BLOCKING IN STUDS WHERE NECESSARY FOR REINFORCEMENT. ALL NEW GYPSUM WALLS, SHALL BE PAINT FINISHED WITH ONE (1) PRIMER COAT AND TWO (2) FINISHED LATEX FLAT COATS. PAINT COLOR SHALL BE EGGSHELL WHITE. PRIMER AND FINAL COATS SHALL BE NON-VOC, ANTIMICROBIAL, MILDEW RESISTANT, FLAT FINISH. WALLS SHALL HAVE LEVEL 5 FINISH. PROVIDE SAMPLE (ENTIRE WALL FINISHED)
   GYPSUM WALL BOARDS ON BATHROOM AND LAUNDRY SHALL BE MOLD AND MOISTURE RESISTANT.
   d. **PORCELAIN WALL TILE** - PORCELAIN TILE SHALL BE LIGHT GREY LIMESTONE LOOK WITH MATTE FINISH, RECTIFIED 1' X 3', INSTALLED VERTICALLY STACKED WITH MINIMAL GROUT LINES, GROUT SHALL MATCH TILE COLOR. SAMPLES SHALL BE SUBMITTED FOR ARCHITECTS APPROVAL PRIOR TO PURCHASING. FLOOR TO CEILING. WALL TILES JOINTS SHALL MATCH WITH FLOOR TILES JOINTS (COORDINATE). ON SHOWER WALLS, PROVIDE WATERPROOFING BEFORE TILE INSTALLATION. WATERPROOFING SHALL BE INSTALLED AS HIGH AS SHOWER HEAD LEVEL.
   e. **NEW CMU WALL & PAINT** - ALL NEW CONCRETE BLOCKS SHALL BE 6" ANCHORED TO STRUCTURE BY MEANS OF #3@16" DOWELS EMBEDDED INTO THE STRUCTURE AND INTO THE BLOCK. BLOCK CELLS SHALL BE FILLED WITH CONCRETE (FIRST TWO COURSES) BLOCK WALLS SHALL BE REINFORCED HORIZONTALLY EVERY COURSE AND SHALL BE REINFORCED VERTICALLY WITH #3@16" (FILL CELLS WITH MORTAR). CMU WALLS SHALL BE PRIMED AND PAINTED WITH LATEX ACRYLIC-BASED PAINT, COLOR:WHITE , PAINT SHEEN: EGGSHELL& NON-VOC. G.C. APPLY ONE (1) COAT OF PRIMER AND THREE (3) COATS OF PAINT .G.C. TO PROVIDE AT HIS EXPENSE A 6'X'6' SAMPLE WALL FOR ARCHITECTS REVIEW BEFORE PROCEEDING. FINISHED RESULT SHALL BE SMOOTH. ALL NEW CMU BLOCKS SHALL BE SUITABLE TO BE PROPERLY PAINTED AND ALLOW A SMOOTH FINISH.
   f. **NEW CMU WALL, PLASTERD & PAINT** - ALL NEW CONCRETE BLOCKS SHALL BE 6" ANCHORED TO STRUCTUTE BY MEANS OF #3@16" DOWELS EMBEDDED INTO THE STRUCTURE AND INTO THE BLOCK. BLOCK CELLS SHALL BE FILLED WITH CONCRETE (FIRST TWO COURSES) BLOCK WALLS SHALL BE REINFORCED HORIZONTALLY EVERY COURSE AND SHALL BE REINFORCED VERTICALLY WITH #3@16" (FILL CELLS WITH MORTAR). WALLS SHALL BE PLASTERED WITH PORTLAND CEMENT-BASED PLASTER , PRIMED AND PAINTED. PAINT WITH LATEX ACRYLIC-BASED PAINT, COLOR:WHITE , PAINT SHEEN: EGGSHELL& NON-VOC. G.C. APPLY ONE (1) COAT OF PRIMER AND THREE (3) COATS OF PAINT .G.C. TO PROVIDE AT HIS EXPENSE A 6'X'6' SAMPLE WALL FOR ARCHITECTS REVIEW BEFORE PROCEEDING. FINISHED RESULT SHALL BE SMOOTH LEVEL 5.

4. **CEILING MATERIAL:**
   a. **EXPOSED CONCRETE CEILING** - WITH THE EXCEPTION OF THE SPRINKLER SYSTEM PIPING ELEMENTS. ALL EXPOSED CONCRETE CEILING SHALL BE SPRAY PAINTED WITH WATERBORNE INTERIOR FLAT DRYFALL LATEX PAINT COLOR WHITE. SURFACE PREPARATION AND APPLICATION SHALL BE AS PER TECHNICAL SPECIFICATION. G.C. TO PROVIDE AT HIS EXPENSE A 10' X 10' SAMPLE ON CEILING FOR ARCHITECTS APPROVAL BEFORE PROCEEDING.
   b. **GYPSUM CEILING & PAINT** - GYPSUM BOARD CEILING SHALL BE CONSTRUCTED AS PER CEILING TYPES. SURFACE SHALL BE SMOOTH ND UNIFORM BEFORE PRIMER AND PAINT. GYPSUM CEILING SHALL BE PAINT FINISHED WITH ONE (1) PRIMER COAT AND TWO (2) FINISHED LATEX FLAT COATS. PAINT COLOR SHALL BE EGGSHELL WHITE. PRIMER AND FINAL COATS SHALL BE NON-VOC, ANTIMICROBIAL, MILDEW RESISTANT, FLAT FINISH. WALLS SHALL HAVE LEVEL 5 FINISH.
   GYPSUM CEILING ON BATHROOMS AND LAUNDRY SHALL BE MOLD AND MOISTURE RESISTANT.

5. **RAILINGS & PAINT:**
   ALL EXISTING RAILINGS SHALL BE PAINTED AND REFINISHED, MATCHING NEW ADD-ON RAILING & HANDRAILS. ALL NEW RAILINGS & HANDRAILS SHALL BE PAINTED FINISHED WITH TWO (2) PRIMER COATS AND TWO (2) FINISHED COATS. PRIMER AND PAINT SHALL BE SELECTED BY ARCHITECT.

SUBMITTAL NOTES:

1. CONTRACTOR SHALL DELIVER TO THE DESIGNATED INSPECTOR AND ARCHITECT, PRIOR TO OR AT THE PRE-CONSTRUCTION CONFERENCE, A PRELIMINARYSUBMITTALS SCHEDULE (SUBMITTAL LOG) OF ALL REQUIRED SUBMITTALS, SHOP DRAWINGS, SAMPLES, TECHNICAL DATA FOR FABRICATED MATERIALS AND EQUIPMENT SPECIFICATIONS FOR A/E APPROVAL. ALL SUBMITTALS SHALL BE RECEIBED BY THE ARCHITECT NO LATER THAN 12 CALENDAR WEEKS AFTER HE NOTICE TO PROCEED.
2. SUBMITTAL LOG SHALL INCLUDE (BUT NOT LIMITED TO) PROJECT'S NAME AND NUMBER, REVISION DATE, SUBMITTAL'S NUMBER, TITLE OR DESCRIPTION, DATE DELIVERED, DATE RECEIVED, DATE REJECTED, DATE APPROVED AND COMMENTS, IF ANYIN ORDER TO FACILITATE ARCHIVING AND DOCUMENTS ADMINISTRATION, THE STANDARDIZATION OF THE SUBMITTALS NAMES AND IDENTIFICATION NUMBERS IS RECOMMENDED.
3. G.C. SHALL INCLUDE IN SUBMITTAL LOG THE ANTICIPATED INITIAL PRESENTATION DATE OF EACH SUBMITTAL..
4. SUBMITTALS SHALL BE NUMBERED ACCORDING TO SUBMITTAL LOG.
5. THE CONTRACTOR SHALL PROVIDE EACH SUBMITTAL AS SEPARATE. SUBMITTALS SHALL NOT BE COMBINED.
6. ALL DELIVERED SUBMITTALS MUST INCLUDE THE INFORMATION LISTED IN THE SUBMITTAL LOG.
7. SAMPLES DELIVERED TO ARCHITECT'S OFFICE SHALL ONLY BE ACCEPTED ALONG WITH THE FORMAL SUBMITTAL PACKAGE. ANYTIME A SAMPLE IS DELIVERED, THE CONTRACTOR MUST PROVIDEA MINIMUM OF (3)QTY., WHICH SHALL NOT BE RETURNED TO CONTRACTOR.
8. CONTRACTOR SHALL REVISE, COMMENT, APPROVED, SIGN AND SEAL ALL SUBMITTALS BEFORE DELIVERY FOR INSPECTOR AND A/E REVISION. NO SUBMITTAL WILL BE CONSIDERED IF IT COMES WITHOUT CONTRACTOR'SSIGN AND SEAL, CONFIRMING THAT HE OR SHE HAS REVIEWED THE SUBMITTAL AND THAT THE SUBMITTED ITEM OR ITEMS ARE IN ACCORDANCE WITH THE CONTRACT DOCUMENTS.
9. THE DESIGNATED INSPECTOR BY THE OWNER HAS THE RESPONSIBILITY TO REVISE AND COMMENT ON ALL SUBMITTAL CONTENT TO VERIFY THAT THE INFORMATION INCLUDED IS COMPLETE AND PRECISE BEFORE DELIVERING IT FOR A/E APPROVAL. NO SUBMITTAL WILL BE CONSIDERED BY A/E IF IT COMES WITHOUT INSPECTOR'S REVISION.
10. CONTRACTOR SHALL CAREFULLY CONTROL HIS PROCUREMENTS OPERATIONS TO ENSURE THAT EACH INDIVIDUAL SUBMITTAL IS MADE ON OR BEFORE THE CONTRACTOR'S SCHEDULED SUBMITTAL DATE SHOWN ON THE APPROVED SUBMITTAL LOG.
11. GENERAL CONTRACTOR IS REQUIRED TO ALLOW SUFFICIENT TIMING FOR SUBMISSION, REVIEW, SHIPMENT AND MANUFACTURING OF ALL PRODUCTS, MATERIALS AND/OR EQUIPMENT. PRODUCTS AND/OR MATERIALS UNAVAILABILITY OR STOCK SHORTER DO NOT RELIEVE THE GENERAL CONTRACTOR FROM COMPLYING WITH THE REQUIREMENTS OF THE CONTRACT DOCUMENTS.
12. SUBSTITUTIONS OF MATERIALS BASED ON THE SOLE REASON OF SHORTER ARRIVAL TIME WILL NOT BE CONSIDERED BY THE A/E REGARDLESS OF THE TIME INCREASE THIS MAY CAUSE PENALTIES FOR THE CONTRACTOR. GENERAL CONTRACTOR SHALL PLAN TIMING OF SUBMITTALS DELIVERY WITH ALL SUB-CONTRACTORS AND THEIR SUPPLIERS.
13. ALL SUBMITTALS SHALL BE RECEIVED ACCORDING TO THE AGREEMENT BETWEEN THE CONTRACTOR AND THE GOVERNMENT AGENCY. IT WILL BE THE ARCHITECT'S OFFICE PREROGATIVE TO ACCEPT OR REJECT ALL OR ANY SUBMITTAL CONTAINING SPECIFIED EQUIVALENT PRODUCTS. CONTRACTOR SHALL PROVIDE AND INSTALL MATERIALS ACCORDING TO CONSTRUCTION DOCUMENTS SPECIFICATIONS.
14. SUBMITTALS SHALL INCLUDE ITEMS SUCH AS: CONTRACTOR'S, MANUFACTURER'S OR FABRICATOR'S DRAWINGS (SHOP DRAWINGS), DESCRIPTIVE LITERATURE INCLUDING (BUT NOT LIMITED TO) CATALOG CUTS, DIAGRAMS, OPERATING CHARTS OR CURVES, TEST REPORTS, SAMPLES, CERTIFICATIONS, WARRANTIES, AND OTHER SUCH REQUIRED INFORMATION.
15. G.C. IS RESPONSIBLE FOR THE SUBMITTALS TO BE WITH MARKS, NOTES AND INDICATIONS, THAT PROPERLY IDENTIFIES ALL THE INFORMATION RELATED TO THE SUBMITTED PRODUCT AND OR MATERIAL, SUCH AS BUT NOT LIMITED TO MODEL, SIZE, PERFORMANCE, AND FINISHES.
16. A/E WILL NOT CONSIDER SUBMITTALS WITH INCOMPLETE INFORMATION NECESSARY TO IDENTIFY THE SUBMITTED PRODUCT. INCLUDING, BUT NO LIMITED TO PRODUCT'S: MODEL, NUMBER, SERIES, ACCESSORIES, COLOR, FINISH AND OTHER CHARACTERISTICS THAT VARIES THE PRODUCT SPECIFICATION.
17. AT A MINIMUM G.C. SHALL PROVIDE SUBMITTALS (SAMPLE, SHOP DRAWING, AND/OR DATA SHEET) FOR:
    17.1. ALL NEW MATERIALS THAT WILL BE INSTALLED;
    17.1.1. SAMPLE AND SHOP DRAWING OF THE CROWN MOLDINGS, FLOOR BASES, WALL TRIMS, AND DOOR CASINGS.
    17.1.2. WOOD SIDING PANNELS
    17.1.3. FLOORS AND CEILINGS
    17.1.4. LIGHTING FIXTURES
    17.1.5. GUARDRAILS AND HANDRAILS
    17.1.6. BATHROOMS ACCESSORIES
    17.1.7. BATHROOMS EQUIPMENTS
    17.1.8. STAIRS
    17.1.9. DRY WALL PANELS
    17.1.10. PAINTS
    17.1.11. TILES
    17.1.12. HARDWARE
    17.1.13. DOORS & WINDOWS
    17.1.14. MILLWORK
    17.1.15. WATER PROOFING MEMBRANES
    17.1.16. OTHERS
18. CONSTRUCTION DRAWINGS SHALL NOT BE DIRECTLY USED AS PART OF ANY SUBMITTAL OR SHOP DRAWINGS. CONTRACTOR SHALL PRODUCE OR DEVELOP ORIGINAL SHOP DRAWINGS FOR THIS PROJECT. IN ANY CASE ELECTRONIC DWG OR DXF FILES WILL BE PROVIDED BY ARCHITECTS TO THE CONTRACTOR.
19. ALL SAMPLES, MATERIAL INFORMATION AND SHOP DRAWINGS SHALL BE PREPARED SPECIFICALLY FOR THIS PROJECT. SHOP DRAWINGS SHALL BE DRAWN TO SCALE, INCLUDING DIMENSIONS AND DETAILS, SHOWING ADJACENT CONSTRUCTION AND RELATED WORK. NOTE ANY SPECIAL COORDINATION REQUIRED. NOTE ANY DEVIATIONS FROM REQUIREMENTS OF CONTRACT DOCUMENTS.
20. THE A/E REVIEW OF SUBMITTALS WILL BE ONLY FOR THE LIMITED PURPOSE OF CHECKING FOR CONFORMANCE WITH INFORMATION GIVEN IN THE CONSTRUCTION DOCUMENTS AND SEE IF THEY CONFORM TO THE DESIGN INTENT. IT IS THE CONTRACTOR'S RESPONSIBILITY FOR DETERMINING THE ACCURACY OF MEASUREMENTS AND COMPLETENESS OF DETAILS, VERIFYING QUANTITIES AND CHECKING FABRICATION OR INSTALLATION PROCEDURES. THE A/E REVIEW WILL NOT RELIEVE THE CONTRACTOR OF HIS OR HER RESPONSIBILITIES UNDER THE CONTRACT DOCUMENTS.
21. ADDITIONAL SUBMITTALS MAY BE REQUIRED TO THOSE SPECIFIED WHEN DEEMED NECESSARY TO ADEQUATELY DESCRIBE THE WORK COVERED IN THE TECHNICAL SPECIFICATIONS, IT MAY INCLUDE SAMPLES, SHOP DRAWINGS AND/OR TECHNICAL DATAWITH NO CONTRACT COST CHANGE.
22. ALL MATERIALS SHALL BE INSTALLED IN STRICT ACCORDANCE TO MANUFACTURER'S RECOMMENDATIONS.
23. ALL SUBMITTALS SHALL BE SUBMITTED ELECTRONICALLY VIA EMAIL TOARQUITECTOVILLEGAS@ARQUITEG.COM AND ARQUITECTOSPR@ARQUITEG.COM

A/E = ARCHITECT/ENGINEER

CODE COMPLIANCE: THIS PROJECT HAS BEEN DESIGNED IN ACCORDANCE WITH THE PUERTO RICO EXISTING BUILDING CODE 2018 EDITION. CONTRACTORS ARE NOT ALLOWED TO MAKE CHANGES TO THIS PROJECT WITHOUT WRITTEN AUTHORIZATION OF THE ARCHITECT OF RECORD.

FINISHES SCHEDULE

No.	ROOM DESCRIPTION	FLOOR MATERIAL: EXISTING EXPOSED CONCRETE FLOOR	FLOOR MATERIAL: PORCELINE TILE	BASE MATERIAL: PORCELINE TILE	WALL MATERIAL: EXISTING CMU & PAINT	WALL MATERIAL: GYPSUM & PAINT	WALL MATERIAL: PORCELINE TILE	WALL MATERIAL: NEW CMU & PAINT	WALL MATERIAL: NEW CMU, PLASTER & PAINT	CEILING MATERIAL: EXPOSED CONCRETE CEILING	CEILING MATERIAL: GYPSUM & PAINT	REMARKS
000	MAIN ENTRANCE PLAZA		●									
001	BACK ENTRANCE PLAZA		●									
100	PRIVATE ROOM TYPE A		●	●		●		●		●		
100-A	BATHROOM		●				●				●	
101	PRIVATE ROOM TYPE A		●	●		●		●		●		
101-A	BATHROOM		●				●				●	
102	PRIVATE ROOM TYPE A		●	●		●		●		●		
102-A	BATHROOM		●				●				●	
103	PRIVATE ROOM TYPE A		●	●		●		●		●		
103-A	BATHROOM		●				●				●	
104	PRIVATE ROOM TYPE A		●	●		●		●		●		
104-A	BATHROOM		●				●				●	
105	SUITE ROOM TYPE C		●	●		●		●		●		
105-C	BATHROOM		●				●				●	
105-C	KITCHENETTE		●	●		●		●			●	
106	HALLWAY	●							●	●		
107	LOUNGE ROOM (FIRST FLOOR)	●			●	●					●	
108	LAUNDRY ROOM (FIRST FLOOR)		●	●		●		●			●	
109	HALLWAY	●							●	●		
110	ELECTRICAL CLOSET	●			●					●		
111	MAIN STAIR	●			●					●		
112	STORAGE EQUIPMENT	●			●	●		●		●		
113	JANITOR ROOM	●				●		●		●		
114	ADA ROOM TYPE D		●	●		●		●		●		
114-B	BATHROOM		●				●				●	
115	PRIVATE ROOM TYPE A		●	●		●		●		●		
115-A	BATHROOM		●				●				●	
116	PRIVATE ROOM TYPE A		●	●		●		●		●		
116-A	BATHROOM		●				●				●	
117	PRIVATE ROOM TYPE A		●	●		●		●		●		
117-A	BATHROOM		●				●				●	
118	HALLWAY	●							●	●		
119	TELECOMMUNICATION ROOM	●			●	●				●		
200	PRIVATE ROOM TYPE A		●	●		●		●		●		
200-A	BATHROOM		●				●				●	
201	PRIVATE ROOM TYPE A		●	●		●		●		●		
201-A	BATHROOM		●				●				●	
202	PRIVATE ROOM TYPE A		●	●		●		●		●		
202-A	BATHROOM		●				●				●	
203	PRIVATE ROOM TYPE A		●	●		●		●		●		
203-A	BATHROOM		●				●				●	
204	PRIVATE ROOM TYPE A		●	●		●		●		●		
204-A	BATHROOM		●				●				●	
205	SUITE ROOM TYPE C		●	●		●		●		●		
205-C	BATHROOM		●				●				●	
205-C	KITCHENETTE		●	●		●		●			●	
206	HALLWAY								●	●		
207	PRIVATE ROOM TYPE A		●	●		●		●		●		
207-A	BATHROOM		●				●				●	
208	CONFERENCE ROOM		●	●	●			●			●	
209	LAUNDRY ROOM (SECOND FLOOR)		●	●		●		●			●	
210	JANITOR ROOM	●			●			●		●		
211	HALLWAY	●							●	●		
212	PRIVATE ROOM TYPE A		●	●		●		●		●		
212-A	BATHROOM		●				●				●	
213	PRIVATE ROOM TYPE A		●	●		●		●		●		
213-A	BATHROOM		●				●				●	
214	PRIVATE ROOM TYPE A		●	●		●		●		●		
214-A	BATHROOM		●				●				●	
215	PRIVATE ROOM TYPE A		●	●		●		●		●		
215-A	BATHROOM		●				●				●	
216	PRIVATE ROOM TYPE A		●	●		●		●		●		
216-A	BATHROOM		●				●				●	
217	HALLWAY	●							●	●		

VICTOR M. VILLEGAS DURAN
ARQUITECTO LICENCIADO
LIC. 11445
PUERTO RICO

Yo, Víctor M. Villegas Durán, Lic. #11445, certifico que soy el profesional que diseñó estos planos y las especificaciones complementarias. También, certifico que estos planos y especificaciones cumplen con las disposiciones aplicables del Reglamento Conjunto y las disposiciones de Planificación, Zonificación y Códigos de Construcción Vigentes de las Agencias, Reglamentaciones, Ordenanzas, Reglamentaciones o Disposiciones Reglamentarias de Puerto Rico; además, que en la preparación de estos planos y su ejecución en la Ley Núm. 141 de 8 de enero de 2004, según enmendada, conocida como la "Ley de Evaluación de Diseños de Ingeniería" y en la Ley Núm. 319 de 15 de mayo de 1938, según enmendada, Ley Núm. 96 de 6 de julio de 2004, según enmendada y la Ley Núm. 135 de 1968, según enmendada. Reconozco que cualquier declaración falsa o falsificación de los hechos que se haya producido para obtener el documento mencionado en el inciso m), más agentes o empleados, o por otras personas con mi conocimiento, me hacen responsable de cualquier violación de disciplinaria por la OGPe.

CERTIFIED:

arquiteg
ARQUITECTOS
INGENIEROS
PLANIFICADORES

CONSTRUCTION AND FACILITIES MANAGEMENT OFFICE

PUERTO RICO ARMY NATIONAL GUARD
#552 BORINQUENEER TRAIL FORT BUCHANAN, PUERTO RICO 00934

PROJECT:
RESTORATION REPAIR OF BUILDING 149, FATC | P/N: 432122
FORT ALLEN TRAINING CENTER, JUANA DIAZ, PUERTO RICO

REVISIONS

NO.	DESCRIPTION	DATE	NO.	DESCRIPTION
1				

100% BIDDING SET
NOT FOR CONSTRUCTION
BY: V.M.V. DATE: NOV 04, 2024

DESIGN:
VÍCTOR M. VILLEGAS
ANDRÉS M. VILLEGAS
GILBERTO A. MENDOZA
CARLA G. VILLARRUBIA
ELIAS VALDES
MARIELA SUÁREZ
JUAN CAMILO OSORIO

SUPERVISOR: VICTOR SANCHEZ, P.E.

SHEET NUMBER: A-11

SHEET TITLE: FINISH SCHEDULE & NOTES

SHEET: TOTAL SHEETS: OF