Lead and Asbestos Reports and Negative Certifications

Southwest

Bid Package SW 1-5

INTEGRATED GLOBAL SOLUTIONS
90 Road 165 Suite 307 CIM, Tower 2 Guaynabo, PR 00968
T: 787-693-7777 / 787-693-8887 | F: 787.693.0888
www.integrated-corp.com

ENVIRONMENTAL SURVEY FOR ASBESTOS CONTAINING MATERIALS

Building T-0575-0-62-00
Urb. Ind. Ramal, Carr. 116 Km. 0.1
Guánica, P.R.



Prepared for:

ENG. MIGUEL A. BONILLA P.S.C.

Prepared by:

INTEGRATED GLOBAL SOLUTIONS

January 2026

INTEGRATED GLOBAL SOLUTIONS
90 Road 165 Suite 307 CIM, Tower 2 Guaynabo, PR 00968
T: 787-693-7777 / 787-693-8887 | F: 787.693.0888
www.integrated-corp.com

Table of Contents

I. Summary

II. Introduction

III. General Background

IV. National Emissions Standards for Hazardous Air Pollutants (NESHAP)

V. Project Identification/Description

VI. Methods of Building Inspections

VII. Sampling Methods

VIII. Inspection Results

IX. Conclusions

X. Conditions, Limitations and Disclaimer

XI. Appendixes

Appendix I. General View of Inspected Structures

Appendix II. Laboratory Results

Appendix III. Accreditations

Appendix IV. Red Placard

I. Summary

An environmental survey for Asbestos Containing Material (ACM) was conducted by Integrated Global Solutions on January 28, 2026, for the facility located at Urb. Ind. Ramal, Carr. 116, Guánica, P.R. The purpose of this survey included sampling and physical evaluations of suspicious ACM material. To identify ACM on the structure scheduled for demolition to complete improvements to the structure.

This survey report can help owners develop a plan to eliminate any asbestos hazards found and may aid in establishing an ongoing asbestos-containing materials maintenance and re-evaluation program, if needed.

SUSPICIOUS ASBESTOS MATERIALS FROM THE EXTERIOR PERIMETER WERE ANALYZED, AND NO ASBESTOS CONTAINING MATERIALS WERE DETECTED AT THE TIME OF THIS SURVEY. HOWEVER, THE BUILDING HAS A RED PLACARD, SEE APPENDIX IV. THEREFORE, THE INTERIOR OF THE BUILDING WAS NOT INSPECTED, AND CONSIDERED TO HAVE SUSPICIOUS ASBESTOS MATERIALS.

II. Introduction

An environmental survey for Asbestos Containing Material (ACM) was conducted by Integrated Global Solutions on January 28, 2026, for the facilities located at Urb. Ind. Ramal, Carr. 116, Guánica, P.R. The asbestos investigation was conducted by Miguel A. Cortés, an AHERA Certified Asbestos Building Inspector (License number ASB-0325-0113-SI).

III. General Background

Asbestos was used in the construction industry from 1900 to 1989. It is still used today in various products. The health effects of asbestos have been studied since the 1930's. More health studies have been conducted on asbestos than on any other natural substance. The mere presence of asbestos-containing materials does not necessarily constitute a health hazard. However, when these materials become disturbed from

building renovation, maintenance, or other everyday activities that allow fibers to be released into the environment, then a potential hazard does exist.

The relationship between exposure level and health risk is very complex. Although this relationship is not completely understood, asbestos exposure has been associated with various types of lung diseases, including a debilitating disease called asbestosis; a rare cancer of the chest called mesothelioma; and cancers of the esophagus, stomach, colon, and other organs. Asbestosis is not fatal; it is, however, incurable. One who has it cannot breathe easily, and physical activity becomes limited. Mesothelioma is 100% fatal, as there is no cure.

These diseases can be directly linked to the mineral of asbestos in the particle form that can be found in the lining of the lung and stomach, since the body cannot absorb these minerals. Tests have determined that asbestos can cause cancer, but scientists disagree on the amount of asbestos fibers that must be inhaled to cause cancer. The nose filters out all visible particles. Therefore, only microscopic fibers are the ones who cause the problem. Studies indicate different health effects resulting from exposure to chrysotile asbestos versus exposure to the amphibole form of asbestos. The latter, which include tremolite, amosite, anthophyllite, and crocidolite, have a more significant health impact than chrysolite.

Some scientists' studies concluded that the dimensions of the fiber that enter in the lung area, resulting in cancer. Long, thin fibers, greater than 8 microns in length and less than 0.25 microns in diameter, show the highest potential of cancer development.

IV. National Emissions Standards for Hazardous Air Pollutants (NESHAP)

The EPA's rules concerning the application, removal, and disposal of ACM, as well as the manufacturing, spraying, and fabricating of ACM, were issued under the asbestos NESHAP regulation, under the 40 CFR 61 Subpart M on October 30, 1997. The asbestos NESHAP regulation governs asbestos demolition and renovation projects in all facilities. The NESHAP rule usually requires owners or operators to have all friable ACM removed

before the building is demolished and may require its removal before renovation. If friable ACM shall be disturbed, the NESHAP rule may require appropriate work practices or procedures for emission control. The rules state that any ACM that may become friable poses a potential hazard that should be addressed.

A revised NESHAP ruling released on November 20, 1990 (effective on February 20, 1991) which includes the responsibility of the owner, or operator, to "prior to commencement of the demolition or renovation, thoroughly inspect the affected facility or part of the facility where demolition or renovation operation will occur for the presence of asbestos, including Category I and Category II non-friable ACM" (40 CFR Part 61, National Emission Standard for Hazardous Air Pollutants, Asbestos NESHAP revision, Final Rule, November 20, 1990).

V. Project Description / Identification

This project consists of the premises and buildings located at Urb. Ind. Ramal, Carr. 116, Guánica, P.R.

VI. Method of Building Inspection

The visual inspection was conducted according to the condition of the ACM in that location and the potential for material disturbance. The assessment scheme followed the recommendations by EPA as a result of the Asbestos Hazard Emergency Response Act and was outlined in the 40 CFR Part 763.88 dated October 30, 1987, and amended by 40 CFR Part 61, NESHAP (40 CFR Part 61, National Emission Standard for Hazardous Air Pollutants, Asbestos NESHAP revision, Final Rule, November 20, 1990).

The functional space was visited and visually inspected to identify the location of any suspected ACM. An assessment was then made of the friability of suspected ACM by touching the material to determine if it could be pulverized, crumbled, or reduced to powder by hand pressure. Upon completion of the suspect material and grouped into "homogenous sampling areas", i.e., areas which are uniform by color, texture, construction/application date, and general appearance.

ACM was categorized as follows:

1. Category I, non-friable containing materials (ACM). This includes asbestos-containing packings, gaskets, resilient floor covering, and asphalt roofing products containing more than 1% asbestos.

2. Category II, non-friable ACM. This includes any materials, excluding Category I non-friable ACM containing more than 1% asbestos, that when dry cannot be crumbled, pulverized, or reduced to powder by hand pressure.

3. Friable asbestos materials. This includes any material containing more than 1% asbestos that, when dry, can be crumbled, pulverized, or reduced to powder by hand pressure.

Physical hazard assessment was performed based on AHERA regulations. This protocol provides separate analysis for three types of materials: surfacing, thermal insulation, and miscellaneous. However, this protocol does not provide a means for relative ranking of individual hazards within the category. Therefore, a separate analysis was performed to assess hazard ranking, which could be used for this type of material. The hazard assessment combines the level of potential disturbance with the current condition of ACM to indicate overall hazard potential.

The rankings of potential hazards range from 1-most hazardous to 7-least hazardous. The highest rank is reserved for ACM, which is significantly damaged. A review of the definition of “significant damage” reveals that the definitions are designed to identify ACBM, which is so extensively damaged or deteriorated that it requires immediate corrective action. Hazard rank 2-4 reflects ACBM, which is damaged as defined by AHERA, with rank 2 indicating a “potential for significant damage” and rank 3 indicating a “potential for damage”. Hazard ranks 5-7 are reserved for ACBM currently in good condition, but with a range in the likelihood of future disturbance.

VII. Sampling Methods

An asbestos visual survey was conducted for the suspected ACM for one (1) facility located in Urb. Ind. Ramal, Carr. 116, Guánica, P. R.

VIII. Conclusions

SUSPICIOUS ASBESTOS MATERIALS FROM THE EXTERIOR PERIMETER WERE ANALYZED, AND NO ASBESTOS CONTAINING MATERIALS WERE DETECTED AT THE TIME OF THIS SURVEY. HOWEVER, THE BUILDING HAS A RED PLACARD, SEE APPENDIX IV. THEREFORE, THE INTERIOR OF THE BUILDING WAS NOT INSPECTED, AND CONSIDERED TO HAVE SUSPICIOUS ASBESTOS MATERIALS.

IX. Conditions, Limitations and Disclaimer

Integrated Global Solutions has performed this Asbestos Containing Materials Survey thoroughly and professionally, consistent with commonly accepted industry standards. The preparer cannot guarantee and does not warrant that this evaluation has identified all adverse environmental factors and/or conditions affecting this property on the date of the survey.

The results reported and conclusions reached by the preparer are solely for the benefit of the owner. The results and opinions in this report, based solely on the conditions found at the property on the date of the survey, are valid only on that date. The preparer assumes no obligation to advise the owner of any changes in any real or potential hazards at this facility beyond the date of the survey.

INTEGRATED GLOBAL SOLUTIONS
90 Road 165 Suite 307 CIM, Tower 2 Guaynabo, PR 00968
T: 787-693-7777 / 787-693-8887 | F: 787.693.0888
www.integrated-corp.com

APPENDIX I. GENERAL VIEW OF INSPECTED STRUCTURE

INTEGRATED GLOBAL SOLUTIONS
90 Road 165 Suite 307 CIM, Tower 2 Guaynabo, PR 00968
T: 787-693-7777 / 787-693-8887 | F: 787.693.0888
www.integrated-corp.com

T-0575-0-62-00

FACILITIES



INTEGRATED GLOBAL SOLUTIONS
90 Road 165 Suite 307 CIM, Tower 2 Guaynabo, PR 00968
T: 787-693-7777 / 787-693-8887 | F: 787.693.0888
www.integrated-corp.com

APPENDIX II. LABORATORY RESULTS

ANALYTICAL ENVIRONMENTAL SERVICES INTERNATIONAL, INC.
611 Monserrate Street, 2nd. Floor, Santurce, P.R. 00907
PH. (787) 722-0220 Fax (787) 724-5788

NVLAP LAB CODE 200051-0
TESTING

Job ID: B26020004

REPORT NUMBER

RP26020904

POLARIZED LIGHT MICROSCOPY (PLM) BULK SAMPLE ANALYSIS REPORT

Client Name:	Integrated Global Solutions	Date Collected:	01/28/2026
Project Name:	BLdg. T-0575	Date Received:	02/02/2026
Project ID:			

RESULT OF ANALYSIS (BY % AREA VISUAL ESTIMATE)

Lab Sample ID / Client Sample ID	Sample Description	Asbestos Detected	Asbestos Fibers	Other Fibers	Non - Fibrous Material
B26020004.01 B26020004.01.A 0575-012826-01 Layer % of Total :100% Date Analyzed: 02/05/2026 Sample Location: Bldg. T-0575; Side C; Exterior; VFT w/Glue; Cream Comments:	Semi Hard, Vinyl With Aggregate, glue and fibers White	No		Cellulose 3	Sand/Aggregates 32 Glue 20 Vinyl 45
B26020004.02 B26020004.02.A 0575-012826-02 Layer % of Total :100% Date Analyzed: 02/05/2026 Sample Location: Bldg. T-0575; Side C; Exterior; VFT w/Glue; Cream Comments:	Semi Hard, Vinyl With Aggregate, glue and fibers White	No		Cellulose 2	Sand/Aggregates 35 Glue 23 Vinyl 40
B26020004.03 B26020004.03.A 0575-012826-03 Layer % of Total :100% Date Analyzed: 02/05/2026 Sample Location: Bldg. T-0575; Side C; Exterior; VFT w/Glue; Cream Comments:	Semi Hard, Vinyl With Aggregate, glue and fibers White	No		Cellulose 3	Sand/Aggregates 30 Glue 20 Vinyl 47

Comments:
For all heterogeneous and layered samples easily separated into sublayers, each component is analyzed and reported separately.
Samples are analyzed by PLM using dispersion staining techniques in accordance with US EPA methods App. E to Sub. E of 40 CFR Part 763 and EPA/600/R-93/116.

MICROANALYST: _____
Jessica Garcia

PLM is not consistently reliable in detecting small concentrations of asbestos in floor tiles and similar nonfriable materials. Quantitative TEM is currently the only method that can be used to get the conclusive asbestos content. This report relates only to the items tested as received. This report shall not be reproduced except in full and not without written approval of the laboratory. This report shall not be used to claim endorsement by NVLAP or any agency of the US Government. Methods used for determination of asbestos in bulk samples are found in both methods App. E to Sub. E of 40 CFR Part 763 and EPA/600/R-93/116.

INTEGRATED GLOBAL SOLUTIONS
90 Road 165 Suite 307 CIM, Tower 2 Guaynabo, PR 00968
T: 787-693-7777 / 787-693-8887 | F: 787 693 0888
www.integrated-corp.com

CHAIN OF CUSTODY (TRANSMITTAL SHEET FOR SAMPLES)

COC#:

Customer Name:	*Eng. Miguel A. Bonilla, P.S.C.*	**Project Name:**	*Bldg, T-0575*		
Contact:	*N/A*	**Total Samples:**	*3*	**Job Number:**	
Phone/Fax/E-mail:	*N/A*	**EQB Certified Inspector ID:**	*ASB-0325-0113-SI*	**Remarks:**	
Collected by:	*M. Cortes/ mcortes@integrated-corp.com*	**Structure Address:**		*Bulk Samples*	
Analized by Lab:		*Guanica PR*			
AIHA Lab ID:					
Project Description:	*Bulk Samples*				

Sample No.	Date	Time	Sample Description	Sample Type: 2602009 Bulk	Water	Wipe	Soil	Paint Chip	TCLP
0575-012826-01	*28-Jan-26*	*11:00*	*Bldg. T-0575; Side C; Exterior; VFT w/ Glue; Cream*	X					-01
0575-012826-02	*28-Jan-26*	*11:05*	*Bldg. T-0575; Side C; Exterior; VFT w/ Glue; Cream*	X					-02
0575-012826-03	*28-Jan-26*	*11:15*	*Bldg. T-0575; Side C; Exterior; VFT w/ Glue; Cream*	X					-03

Turn Around Time: Normal: _X_ 3 days **Rush: ____24 hours** **Rush: _____16 hours**

Sampling Collected by:	Relinquished by:	Received by:	Relinquished by:	Received by	Delivery to Lab by:	Received at Lab by:
Miguel A. Cortés					*Nicole Pérez*	
Date: Time:	Date: Time:	Date: Time:	Date: Time:	Date: Time:	Date: Time:	Date: Time:
1/28/26 11:00					02/02/26 10:30AM	2/2/26 10:30

Job ID:B26020004
Integrated Global Solutions

APPENDIX III. ACCREDITATIONS

INTEGRATED GLOBAL SOLUTIONS
90 Road 165 Suite 307 CIM, Tower 2 Guaynabo, PR 00968
T: 787-693-7777 / 787-693-8887 | F: 787.693.0888
www.integrated-corp.com

INSPECTOR CREDENTIALS



ASB-0325-0113-SI

Número de Registro

10-mar-2026

Fecha de vencimiento

TARJETA DE REGISTRO
PARA LA REMOCION DE ASBESTO

Esta tarjeta autoriza a:

Miguel A. Cortés Santiago

Inspector

A trabajar en la remoción de asbesto en Puerto Rico. Esta persona **NO** es un empleado del DRNA.

Firma Autorizada - Departamento Recursos Naturales y Ambientales

INTEGRATED GLOBAL SOLUTIONS
90 Road 165 Suite 307 CIM, Tower 2 Guaynabo, PR 00968
T: 787-693-7777 / 787-693-8887 | F: 787.693.0888
www.integrated-corp.com

APPENDIX IV. RED PLACARD

INTEGRATED GLOBAL SOLUTIONS
90 Road 165 Suite 307 CIM, Tower 2 Guaynabo, PR 00968
T: 787-693-7777 / 787-693-8887 | F: 787.693.0888
www.integrated-corp.com

UNSAFE

DO NOT ENTER OR OCCUPY
(THIS PLACARD IS NOT A DEMOLITION ORDER)

This structure has been inspected, found to be seriously damaged and is unsafe to occupy, as described below:

La estructura tiene colapso parcial de vigas de hormigón, viguetas de hormigón "pre-cast" y poretes "pre-cast"del techo. También existen columnas con daños severos. Se prohibe el acceso al edificio porque continúa bajo riesgo de colapso. Se debe restringir el paso dentro del edificio e instalar una barricada alrededor del edificio a una distancia de 1.5 veces la altura del edificio.

Do not enter, except as specifically authorized in writing by jurisdiction. Entry may result in death or injury.

Facility Name and Address:

T-0575-0-62-00 (Funeraria Pacheco)
Urb. Industrial, Ramal Carr. 116
Guánica, P.R.

Date 20 de eenro de 2020

Time 1:30PM

This facility was inspected under emergency conditions for:

Compañia de Fomento Industrial de P.R. (PRIDCO)
(Jurisdiction)

Inspector ID / Agency

Miguel Bonilla Sotomayor, P.E. #13962

Do Not Remove, Alter, or Cover this Placard until Authorized by Governing Authority

INTEGRATED GLOBAL SOLUTIONS
90 Road 165 Suite 307 CIM, Tower 2 Guaynabo, PR 00968
T: 787-693-7777 / 787-693-8887 | F: 787.693.0888
www.integrated-corp.com

ENVIRONMENTAL SURVEY FOR LEAD BASE PAINT

Building T-0575-0-62-00
Urb. Ind. Ramal, Carr. 116 Km. 0.1
Guánica, P.R.



Prepared for:

ENG. MIGUEL A. BONILLA P.S.C.

Prepared by:

INTEGRATED GLOBAL SOLUTIONS

January 2026

INTEGRATED GLOBAL SOLUTIONS
90 Road 165 Suite 307 CIM, Tower 2 Guaynabo, PR 00968
T: 787-693-7777 / 787-693-8887 | F: 787.693.0888
www.integrated-corp.com

Table of Contents

I. Summary

II. Introduction

III. Lead Base Paint Testing Methodology

IV. Testing Procedure

V. Results

VI. Conclusions

VII. Recommendations

VIII. Appendixes

Appendix I. General View Pictures of Inspected Structures

Appendix II. XRF Data

Appendix III. Company and Inspector Credentials

Appendix IV. XRF PCS

Appendix V. RED PLACARD

INTEGRATED GLOBAL SOLUTIONS
90 Road 165 Suite 307 CIM, Tower 2 Guaynabo, PR 00968
T: 787-693-7777 / 787-693-8887 | F: 787.693.0888
www.integrated-corp.com

I. Summary

An environmental survey for Lead Base Paint (LBP) components was conducted by Integrated Global Solutions on January 28, 2026, of the premises and buildings located at Urb. Ind. Ramal, Carr. 116, Guánica, P.R. The purpose of this survey was to identify LBP coating on the structures to be scheduled for demolition or renovation. The survey was conducted following applicable portions of the Housing and Urban Development Guidelines. The scope of the survey included the detection of LBP components if present in painted components and 100% testing of all surface components if present in painted structures or appurtenances.

One commercial space was tested. The survey, performed with an XRF instrument manufactured by Thermo Scientific, was conducted using 100% of the testing. The Lead Base Paint Inspection was performed to identify paint that contains lead above the allowable levels that could result in harm to construction personnel and workers. This survey report helps owners to develop a plan for eliminating any lead base paint hazards and a re-evaluation program, if needed.

NO LEAD BASE PAINT COMPONENTS WERE FOUND ON THE EXTERIOR PERIMETER AT THE TIME OF THIS SURVEY. THE BUILDING HAS A RED PLACECARD, SEE APPENDIX VI. THEREFORE, THE INTERIOR OF THE BUILDING WAS NOT INSPECTED, AND ALL INTERIOR SURFACES ARE CONSIDERED POSITIVE TO LEAD BASE PAINT COMPONENTS. SEE TABLE 1.1.

Table 1.1 Positive XRF Readings

XRF Form for Lead Base Paint Inspection

Customer Name:	*Eng. Miguel A. Bonilla P.S.C*	Project Name:	*Building T-0575*
Contact:	*Isander Silva Torres*	Total Samples:	*199*
Phone / Email:	787-219-7397/isilva@integrated-corp.com	Bldg/Structure:	*Exterior Only*
Collected By:	*Miguel A. Cortés*	Floor:	*Ground*
Date:	*January 28, 2026*	XRF Serial No.	*117327*
Project Description:	*LBP Inspection*		

Page 1

Reading #	Structure	Room	Substrate	Color	Component & Location	Reading (mg/cm²)	Paint Condition	Measurement
186	*Interior Perimeter*	RED PLACARD, UNSAFE. ALL INTERIOR SURFACES CONSIDERED POSITIVE					Damage	

Note: All measurements must be corroborated.

II. Introduction

An environmental survey for Lead Base Paint (LBP) Components was conducted by Integrated Global Solutions on January 28, 2026, of the premises and buildings located at Urb. Ind. Ramal, Carr. 116, Guánica, P.R. The scope of the survey included LBP testing of components for several structures, which are scheduled to be demolished or remodeled. The LBP investigation was conducted by Miguel A. Cortés, an EQB-certified LBP inspector under license No. LBPI-29625-383. The credentials of Integrated Global Solutions, Inc. and of the LBP inspector are attached in Appendix III.

III. Lead Based Paint Testing Methodology

The lead base paint testing protocol officially available at this time was published by HUD initially in 1990, revised in 1991, and finalized in 1995 (see above HUD reference). A revised Chapter 7 was published in 1997. In accordance with the new protocol, almost all surfaces present in the units have to be tested. The above guidelines were used to perform lead-based paint testing of this project.

The hazard level of lead in paint has been determined by the Department of Housing & Urban Development (HUD) to be 1.0 mg/cm2, as measured by an XRF or Atomic Absorption Spectroscopy (AAS), or 0.5% by weight (or 5,000 ppm) as measured by the AAS, or Inductive Coupled Plasma (ICP). The same level was adopted by EPA regulations published in 1992 under Title X.

The main steps involved in a multi-family inspection are:

- Select the painted area to be tested.
- Classify XRF and paint chip results.
- Collect and analyze paint chip samples, for inconclusive results.
- Classify paint chip results.
- Review and evaluate the data.
- Report findings.

IV. Testing Procedure

For this survey, the painted components testing was performed with a Thermo Scientific XRF NITON XLP 300A fluorescent instrument (Serial number 117327). The instrument operates in two modes: standard mode and time corrected mode (Lead in Paint K+L variable reading time mode). The standard is a method selected for the NIST reference readings to ensure that the instrument is working according to the manufacturer performance characteristics sheet (PCS). The selected mode for sampling of components was the time corrected mode (Lead in Paint variable reading time mode), which allows reference to the abatement level set at 1.0 mg/cm2. The results are reported at a 95% confidence level, and the quality of the testing is verified according to the manufacturer's recommendations.

NOTE:

If the results of the surface analyzed by the XRF Spectrum Analyzer are less than 1.0 mg/cm2, it is considered negative.

If the results of the surface analyzed by the XRF Spectrum Analyzer are equal to or greater than 1.0 mg/cm2, it is considered positive.

In case of inconclusive results, Paint Chip (sample of the past) will be analyzed at a certified laboratory and reported by weight in ppm.

Component sampling was conducted using a clockwise path for all spaces, including exterior sides of selection, as per the following figure:

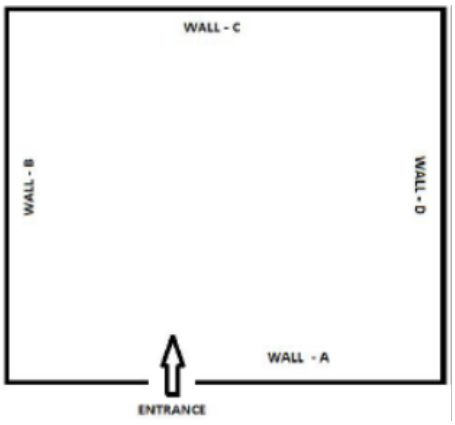

V. Results

The results of the tested components are shown in Appendix II. A total of one hundred and ninety-eight (198) XRF readings were taken. No LBP components were found at the time of this survey on the inspected surfaces (exterior perimeter only).

VI. Conclusions

The LBP survey was conducted for the building T-0575-0-62-00 located in Urb. Ind. Ramal, Carr. 116, Guánica, P.R.

NO LEAD BASE PAINT COMPONENTS WERE FOUND ON THE EXTERIOR PERIMETER AT THE TIME OF THIS SURVEY. HOWEVER, THE BUILDING HAS A RED PLACARD, SEE APPENDIX V. THEREFORE, THE INTERIOR OF THE BUILDING WAS NOT INSPECTED, AND ALL INTERIOR SURFACES ARE CONSIDERED POSITIVE TO LEAD BASE PAINT COMPONENTS.

The LBP survey relates to surfaces accessible and not covered by rigid barriers. Should any hidden surfaces or components be present, they must be assumed to be painted with LBP or with positive results.

VII. Conditions and Limitations – Disclaimer

Integrated Global Solutions has performed this lead base paint survey in a thorough and professional manner consistent with commonly accepted industry standards. The preparer cannot guarantee and does not warrant that this evaluation has identified all adverse environmental factors and/or conditions affecting this property on the date of the survey. The results reported and conclusions reached by the preparer are solely for the benefit of the owner. The results and opinions in this report, based solely on the conditions found at the property on the date of the survey, are valid only on that date. The preparer assumes no obligation to advise the owner of any changes in any real or potential lead base paint hazards at this facility beyond the date of the survey.

VIII. Recommendations

According to the PREQB lead regulations, prior to demolishing a structure containing lead base paint, the contaminated surfaces or substrates must be abated or removed. The waste generated must be characterized to determine if the waste generated is hazardous or non-hazardous waste according to the regulations. The firm contracted to provide the abatement services must hold proper certification, and its workers and supervisors must be accredited by a training provider approved by PREQB.

INTEGRATED GLOBAL SOLUTIONS
90 Road 165 Suite 307 CIM, Tower 2 Guaynabo, PR 00968
T: 787-693-7777 / 787-693-8887 | F: 787.693.0888
www.integrated-corp.com

APPENDIX I. GENERAL VIEW OF INSPECTED STRUCTURE

INTEGRATED GLOBAL SOLUTIONS
90 Road 165 Suite 307 CIM, Tower 2 Guaynabo, PR 00968
T: 787-693-7777 / 787-693-8887 | F: 787.693.0888
www.integrated-corp.com

T-0575-0-62-00

FACILITIES



INTEGRATED GLOBAL SOLUTIONS
90 Road 165 Suite 307 CIM, Tower 2 Guaynabo, PR 00968
T: 787-693-7777 / 787-693-8887 | F: 787.693.0888
www.integrated-corp.com

APPENDIX II. XRF DATA

XRF Form for Lead Base Paint Inspection

Customer Name:	*Eng. Miguel A. Bonilla P.S.C*	**Project Name:**	*Building T-0575*
Contact:	*Isander Silva Torres*	**Total Samples:**	*199*
Phone / Email:	787-219-7397/isilva@integrated-corp.com	**Bldg/Structure:**	*Exterior Only*
Collected By:	*Miguel A. Cortés*	**Floor:**	*Ground*
Date:	*January 28, 2026*	**XRF Serial No.**	*117327*
Project Description:	*LBP Inspection*		

Reading #	Structure	Room	Substrate	Color	Component & Location	Reading (mg/cm^2)	Paint Condition	Measurement
1	Calibration					1.0		
2	Calibration					1.0		
3	Calibration					0.90		
4	*Exterior perimeter*	Perimeter Walls	Concrete	Grey	Wall A	0.14	Poor	
5	*Exterior perimeter*	Perimeter Walls	Concrete	Grey	Wall A	0.12	Poor	
6	*Exterior perimeter*	Perimeter Walls	Concrete	Grey	Wall A	0.25	Poor	
7	*Exterior perimeter*	Perimeter Walls	Ceramic	Brown	Sidewalk	0.03	Poor	
8	*Exterior perimeter*	Perimeter Walls	Concrete	Grey	Sidewall A	0.28	Poor	
9	*Exterior perimeter*	Perimeter Walls	Concrete	Blue	Sidewall A	0.15	Poor	
10	*Exterior perimeter*	Perimeter Walls	Ceramic	Brown	Sidewall A	0.22	Poor	
11	*Exterior perimeter*	Perimeter Walls	Ceramic	Brown	Step Raisers	0.12	Poor	
12	*Exterior perimeter*	Perimeter Walls	Ceramic	Brown	Step Thread	0.30	Poor	
13	*Exterior perimeter*	Perimeter Walls	Concrete	Blue	Low Wall A	0.04	Poor	
14	*Exterior perimeter*	Perimeter Walls	Ceramic	Cream	Entrance	0.14	Poor	
15	*Exterior perimeter*	Perimeter Walls	Ceramic	Cream	Baseboard	0.29	Poor	

Substrate: Concrete (C), Ceramic (Ce), Metal (M), Brich (B), Wood (W), Plaster (P). Color: White (W) Brown (Br), Cream (Cr), Blue (Bl), Yellow (Y), Green (Gr), Gray (Gy), Pink (P)

XRF Form for Lead Base Paint Inspection

Customer Name:	*Eng. Miguel A. Bonilla P.S.C*	**Project Name:**	*Building T-0575*
Contact:	*Isander Silva Torres*	**Total Samples:**	*199*
Phone / Email:	787-219-7397/isilva@integrated-corp.com	**Bldg/Structure:**	*Exterior Only*
Collected By:	*Miguel A. Cortés*	**Floor:**	*Ground*
Date:	*January 28, 2026*	**XRF Serial No.**	*117327*
Project Description:	*LBP Inspection*		

Reading #	Structure	Room	Substrate	Color	Component & Location	Reading (mg/cm^2)	Paint Condition	Measurement
16	*Exterior perimeter*	Perimeter Walls	Ceramic	Cream	Baseboard	0.17	Poor	
17	*Exterior perimeter*	Perimeter Walls	Ceramic	Cream	Baseboard	0.09	Poor	
18	*Exterior perimeter*	Perimeter Walls	Metal	Purple	Support Column	0.08	Poor	
19	*Exterior perimeter*	Perimeter Walls	Metal	Purple	Support Column	0.13	Poor	
20	*Exterior perimeter*	Perimeter Walls	Metal	Grey	Gate	0.18	Poor	
21	*Exterior perimeter*	Perimeter Walls	Concrete	White	Ceiling	0.30	Poor	
22	*Exterior perimeter*	Perimeter Walls	Concrete	Purple	Wall A	0.04	Poor	
23	*Exterior perimeter*	Perimeter Walls	Concrete	Purple	Support Column	0.30	Poor	
24	*Exterior perimeter*	Perimeter Walls	Concrete	Purple	Support Column	0.20	Poor	
25	*Exterior perimeter*	Perimeter Walls	Concrete	Purple	Support Column	0.26	Poor	
26	*Exterior perimeter*	Perimeter Walls	Concrete	Purple	Support Column	0.14	Poor	
27	*Exterior perimeter*	Perimeter Walls	Concrete	Blue	Wall A	0.17	Poor	
28	*Exterior perimeter*	Perimeter Walls	Concrete	Blue	Wall A	0.11	Poor	
29	*Exterior perimeter*	Perimeter Walls	Concrete	Blue	Wall A	0.12	Poor	
30	*Exterior perimeter*	Perimeter Walls	Concrete	Blue	Wall A	0.12	Poor	

Substrate: Concrete (C), Ceramic (Ce), Metal (M), Brich (B), Wood (W), Plaster (P). Color: White (W) Brown (Br), Cream (Cr), Blue (Bl), Yellow (Y), Green (Gr), Gray (Gy), Pink (P)

XRF Form for Lead Base Paint Inspection

Customer Name:	*Eng. Miguel A. Bonilla P.S.C*	**Project Name:**	*Building T-0575*
Contact:	*Isander Silva Torres*	**Total Samples:**	*199*
Phone / Email:	787-219-7397/isilva@integrated-corp.com	**Bldg/Structure:**	*Exterior Only*
Collected By:	*Miguel A. Cortés*	**Floor:**	*Ground*
Date:	*January 28, 2026*	**XRF Serial No.**	*117327*
Project Description:	*LBP Inspection*		

Reading #	Structure	Room	Substrate	Color	Component & Location	Reading (mg/cm²)	Paint Condition	Measurement
31	*Exterior perimeter*	Perimeter Walls	Concrete	Blue	Wall A	0.20	Poor	
32	*Exterior perimeter*	Perimeter Walls	Concrete	Blue	Wall A	0.07	Poor	
33	*Exterior perimeter*	Perimeter Walls	Ceramic	Brown	Low Wall A	0.17	Poor	
34	*Exterior perimeter*	Perimeter Walls	Asphalt	Blue	Parking Lines	0.01	Poor	
35	*Exterior perimeter*	Perimeter Walls	Asphalt	Blue	Parking Lines	0.05	Poor	
36	*Exterior perimeter*	Perimeter Walls	Asphalt	Blue	Parking Lines	0.06	Poor	
37	*Exterior perimeter*	Perimeter Walls	Asphalt	Yellow	Parking Lines	0.26	Poor	
38	*Exterior perimeter*	Perimeter Walls	Asphalt	Yellow	Parking Lines	0.09	Poor	
39	*Exterior perimeter*	Perimeter Walls	Asphalt	Yellow	Parking Lines	0.03	Poor	
40	*Exterior perimeter*	Perimeter Walls	Asphalt	Yellow	Parking Lines	0.29	Poor	
41	*Exterior perimeter*	Perimeter Walls	Metal	White	Window Frame	0.05	Poor	
42	*Exterior perimeter*	Perimeter Walls	Metal	White	Window Frame	0.05	Poor	
43	*Exterior perimeter*	Perimeter Walls	Metal	White	Window Frame	0.13	Poor	
44	*Exterior perimeter*	Perimeter Walls	Metal	White	Window Frame	0.30	Poor	
45	*Exterior perimeter*	Perimeter Walls	Metal	White	Window Frame	0.24	Poor	

Substrate: Concrete (C), Ceramic (Ce), Metal (M), Brich (B), Wood (W), Plaster (P). Color: White (W) Brown (Br), Cream (Cr), Blue (Bl), Yellow (Y), Green (Gr), Gray (Gy), Pink (P)

XRF Form for Lead Base Paint Inspection

Customer Name:	*Eng. Miguel A. Bonilla P.S.C*	**Project Name:**	*Building T-0575*
Contact:	*Isander Silva Torres*	**Total Samples:**	*199*
Phone / Email:	787-219-7397/isilva@integrated-corp.com	**Bldg/Structure:**	*Exterior Only*
Collected By:	*Miguel A. Cortés*	**Floor:**	*Ground*
Date:	*January 28, 2026*	**XRF Serial No.**	*117327*
Project Description:	*LBP Inspection*		

Reading #	Structure	Room	Substrate	Color	Component & Location	Reading (mg/cm²)	Paint Condition	Measurement
46	*Exterior perimeter*	Perimeter Walls	Metal	White	Window Frame	0.12	Poor	
47	*Exterior perimeter*	Perimeter Walls	Metal	White	Window Frame	0.05	Poor	
48	*Exterior perimeter*	Perimeter Walls	Metal	White	Window Frame	0.08	Poor	
49	*Exterior perimeter*	Perimeter Walls	Metal	White	Window Frame	0.29	Poor	
50	*Exterior perimeter*	Perimeter Walls	Metal	White	Window Frame	0.24	Poor	
51	*Exterior perimeter*	Perimeter Walls	Metal	White	Window Frame	0.29	Poor	
52	*Exterior perimeter*	Perimeter Walls	Metal	White	Window Frame	0.02	Poor	
53	*Exterior perimeter*	Perimeter Walls	Concrete	Grey	Wall B	0.04	Poor	
54	*Exterior perimeter*	Perimeter Walls	Concrete	Grey	Wall B	0.12	Poor	
55	*Exterior perimeter*	Perimeter Walls	Concrete	Grey	Wall B	0.29	Poor	
56	*Exterior perimeter*	Perimeter Walls	Concrete	Blue	Wall B	0.28	Poor	
57	*Exterior perimeter*	Perimeter Walls	Concrete	Blue	Wall B	0.18	Poor	
58	*Exterior perimeter*	Perimeter Walls	Metal	White	Window	0.18	Poor	
59	*Exterior perimeter*	Perimeter Walls	Metal	White	Window	0.10	Poor	
60	*Exterior perimeter*	Perimeter Walls	Metal	White	Window	0.02	Poor	

Substrate: Concrete (C), Ceramic (Ce), Metal (M), Brich (B), Wood (W), Plaster (P). Color: White (W) Brown (Br), Cream (Cr), Blue (Bl), Yellow (Y), Green (Gr), Gray (Gy), Pink (P)

XRF Form for Lead Base Paint Inspection

Customer Name:	*Eng. Miguel A. Bonilla P.S.C*	**Project Name:**	*Building T-0575*
Contact:	*Isander Silva Torres*	**Total Samples:**	*199*
Phone / Email:	787-219-7397/isilva@integrated-corp.com	**Bldg/Structure:**	*Exterior Only*
Collected By:	*Miguel A. Cortés*	**Floor:**	*Ground*
Date:	*January 28, 2026*	**XRF Serial No.**	*117327*
Project Description:	*LBP Inspection*		

Reading #	Structure	Room	Substrate	Color	Component & Location	Reading (mg/cm²)	Paint Condition	Measurement
61	*Exterior perimeter*	Perimeter Walls	Metal	White	Window	0.06	Poor	
62	*Exterior perimeter*	Perimeter Walls	Metal	White	Window	0.26	Poor	
63	*Exterior perimeter*	Perimeter Walls	Metal	White	Window	0.15	Poor	
64	*Exterior perimeter*	Perimeter Walls	Metal	White	Window	0.02	Poor	
65	*Exterior perimeter*	Perimeter Walls	Metal	White	Window Safety Gate	0.15	Poor	
66	*Exterior perimeter*	Perimeter Walls	Metal	White	Window Safety Gate	0.24	Poor	
67	*Exterior perimeter*	Perimeter Walls	Metal	White	Window Safety Gate	0.03	Poor	
68	*Exterior perimeter*	Perimeter Walls	Metal	White	Window Safety Gate	0.14	Poor	
69	*Exterior perimeter*	Perimeter Walls	Concrete	Blue	Overhang	0.04	Poor	
70	*Exterior perimeter*	Perimeter Walls	Concrete	Grey	Wall C	0.04	Poor	
71	*Exterior perimeter*	Perimeter Walls	Concrete	Grey	Wall C	0.28	Poor	
72	*Exterior perimeter*	Perimeter Walls	Concrete	Grey	Wall C	0.10	Poor	
73	*Exterior perimeter*	Perimeter Walls	Concrete	Grey	Wall C	0.07	Poor	
74	*Exterior perimeter*	Perimeter Walls	Concrete	Blue	Wall C	0.11	Poor	
75	*Exterior perimeter*	Perimeter Walls	Concrete	Blue	Wall C	0.05	Poor	

Substrate: Concrete (C), Ceramic (Ce), Metal (M), Brich (B), Wood (W), Plaster (P). Color: White (W) Brown (Br), Cream (Cr), Blue (Bl), Yellow (Y), Green (Gr), Gray (Gy), Pink (P)

XRF Form for Lead Base Paint Inspection

Customer Name:	*Eng. Miguel A. Bonilla P.S.C*	**Project Name:**	*Building T-0575*
Contact:	*Isander Silva Torres*	**Total Samples:**	*199*
Phone / Email:	787-219-7397/isilva@integrated-corp.com	**Bldg/Structure:**	*Exterior Only*
Collected By:	*Miguel A. Cortés*	**Floor:**	*Ground*
Date:	*January 28, 2026*	**XRF Serial No.**	*117327*
Project Description:	*LBP Inspection*		

Reading #	Structure	Room	Substrate	Color	Component & Location	Reading (mg/cm²)	Paint Condition	Measurement
76	*Exterior perimeter*	Perimeter Walls	Concrete	Blue	Wall C	0.07	Poor	
77	*Exterior perimeter*	Perimeter Walls	Concrete	Blue	Wall C	0.06	Poor	
78	*Exterior perimeter*	Perimeter Walls	Metal	White	Window	0.21	Poor	
79	*Exterior perimeter*	Perimeter Walls	Metal	White	Window	0.03	Poor	
80	*Exterior perimeter*	Perimeter Walls	Metal	White	Window	0.20	Poor	
81	*Exterior perimeter*	Perimeter Walls	Metal	White	Window	0.01	Poor	
82	*Exterior perimeter*	Perimeter Walls	Metal	White	Window Safety Gate	0.02	Poor	
83	*Exterior perimeter*	Perimeter Walls	Metal	White	Window Safety Gate	0.02	Poor	
84	*Exterior perimeter*	Perimeter Walls	Metal	White	Window Safety Gate	0.22	Poor	
85	*Exterior perimeter*	Perimeter Walls	Metal	White	Window Safety Gate	0.25	Poor	
86	*Exterior perimeter*	Perimeter Walls	Asphalt	Blue	Parking Lines	0.02	Poor	
87	*Exterior perimeter*	Perimeter Walls	Asphalt	Blue	Parking Lines	0.07	Poor	
88	*Exterior perimeter*	Perimeter Walls	Asphalt	Blue	Parking Lines	0.06	Poor	
89	*Exterior perimeter*	Perimeter Walls	Asphalt	Blue	Parking Lines	0.02	Poor	
90	*Exterior perimeter*	Perimeter Walls	Concrete	Grey	Ramp Wall B	0.05	Poor	

Substrate: Concrete (C), Ceramic (Ce), Metal (M), Brich (B), Wood (W), Plaster (P). Color: White (W) Brown (Br), Cream (Cr), Blue (Bl), Yellow (Y), Green (Gr), Gray (Gy), Pink (P)

XRF Form for Lead Base Paint Inspection

Customer Name:	*Eng. Miguel A. Bonilla P.S.C*	**Project Name:**	*Building T-0575*
Contact:	*Isander Silva Torres*	**Total Samples:**	*199*
Phone / Email:	787-219-7397/isilva@integrated-corp.com	**Bldg/Structure:**	*Exterior Only*
Collected By:	*Miguel A. Cortés*	**Floor:**	*Ground*
Date:	*January 28, 2026*	**XRF Serial No.**	*117327*
Project Description:	*LBP Inspection*		

Reading #	Structure	Room	Substrate	Color	Component & Location	Reading (mg/cm²)	Paint Condition	Measurement
91	*Exterior perimeter*	Perimeter Walls	Concrete	Grey	Ramp Wall D	0.29	Poor	
92	*Exterior perimeter*	Perimeter Walls	Metal	Brown	Handrail	0.07	Poor	
93	*Exterior perimeter*	Perimeter Walls	Metal	Brown	Handrail	0.02	Poor	
94	*Exterior perimeter*	Perimeter Walls	Metal	Brown	Double Door	0.27	Poor	
95	*Exterior perimeter*	Perimeter Walls	Metal	Brown	Double Door Frame	0.11	Poor	
96	*Exterior perimeter*	Perimeter Walls	Concrete	White	Overhang	0.09	Poor	
97	*Exterior perimeter*	Perimeter Walls	Concrete	Grey	Upper Trim	0.28	Poor	
98	*Exterior perimeter*	Perimeter Walls	Asphalt	Yellow	Parking Lines	0.15	Poor	
99	*Exterior perimeter*	Perimeter Walls	Asphalt	Yellow	Parking Lines	0.25	Poor	
100	*Exterior perimeter*	Perimeter Walls	Asphalt	Yellow	Parking Lines	0.05	Poor	
101	*Exterior perimeter*	Perimeter Walls	Asphalt	Yellow	Parking Lines	0.11	Poor	
102	*Exterior perimeter*	Perimeter Walls	Asphalt	Yellow	Parking Lines	0.01	Poor	
103	*Exterior perimeter*	Perimeter Walls	Asphalt	Yellow	Parking Lines	0.26	Poor	
104	*Exterior perimeter*	Perimeter Walls	Asphalt	Yellow	Parking Lines	0.28	Poor	
105	*Exterior perimeter*	Perimeter Walls	Asphalt	Yellow	Parking Lines	0.27	Poor	

Substrate: Concrete (C), Ceramic (Ce), Metal (M), Brich (B), Wood (W), Plaster (P). Color: White (W) Brown (Br), Cream (Cr), Blue (Bl), Yellow (Y), Green (Gr), Gray (Gy), Pink (P)

XRF Form for Lead Base Paint Inspection

Customer Name:	*Eng. Miguel A. Bonilla P.S.C*	**Project Name:**	*Building T-0575*
Contact:	*Isander Silva Torres*	**Total Samples:**	*199*
Phone / Email:	787-219-7397/isilva@integrated-corp.com	**Bldg/Structure:**	*Exterior Only*
Collected By:	*Miguel A. Cortés*	**Floor:**	*Ground*
Date:	*January 28, 2026*	**XRF Serial No.**	*117327*
Project Description:	*LBP Inspection*		

Reading #	Structure	Room	Substrate	Color	Component & Location	Reading (mg/cm²)	Paint Condition	Measurement
106	*Exterior perimeter*	Perimeter Walls	Asphalt	Yellow	Parking Lines	0.08	Poor	
107	*Exterior perimeter*	Perimeter Walls	Asphalt	Yellow	Parking Lines	0.06	Poor	
108	*Exterior perimeter*	Perimeter Walls	Asphalt	Yellow	Parking Lines	0.22	Poor	
109	*Exterior perimeter*	Perimeter Walls	Asphalt	Yellow	Parking Lines	0.27	Poor	
110	*Exterior perimeter*	Perimeter Walls	Asphalt	Yellow	Parking Lines	0.30	Poor	
111	*Exterior perimeter*	Perimeter Walls	Asphalt	Yellow	Parking Lines	0.11	Poor	
112	*Exterior perimeter*	Perimeter Walls	Asphalt	Yellow	Parking Lines	0.17	Poor	
113	*Exterior perimeter*	Perimeter Walls	Metal	Brown	Bollard	0.06	Poor	
114	*Exterior perimeter*	Perimeter Walls	Metal	Brown	Bollard	0.25	Poor	
115	*Exterior perimeter*	Perimeter Walls	Metal	Brown	Bollard	0.07	Poor	
116	*Exterior perimeter*	Perimeter Walls	Metal	Brown	Bollard	0.28	Poor	
117	*Exterior perimeter*	Perimeter Walls	Metal	Brown	Bollard	0.02	Poor	
118	*Exterior perimeter*	Perimeter Walls	Concrete	Blue	Acessible Parking Guide Lines	0.16	Poor	
119	*Exterior perimeter*	Perimeter Walls	Concrete	Blue	Acessible Parking Guide Lines	0.02	Poor	
120	*Exterior perimeter*	Perimeter Walls	Concrete	Blue	Acessible Parking Guide Lines	0.03	Poor	

Substrate: Concrete (C), Ceramic (Ce), Metal (M), Brich (B), Wood (W), Plaster (P). Color: White (W) Brown (Br), Cream (Cr), Blue (Bl), Yellow (Y), Green (Gr), Gray (Gy), Pink (P)

XRF Form for Lead Base Paint Inspection

Customer Name:	*Eng. Miguel A. Bonilla P.S.C*	**Project Name:**	*Building T-0575*
Contact:	*Isander Silva Torres*	**Total Samples:**	*199*
Phone / Email:	787-219-7397/isilva@integrated-corp.com	**Bldg/Structure:**	*Exterior Only*
Collected By:	*Miguel A. Cortés*	**Floor:**	*Ground*
Date:	*January 28, 2026*	**XRF Serial No.**	*117327*
Project Description:	*LBP Inspection*		

Reading #	Structure	Room	Substrate	Color	Component & Location	Reading (mg/cm²)	Paint Condition	Measurement
121	*Exterior perimeter*	Perimeter Walls	Concrete	Blue	Ramp	0.22	Poor	
122	*Exterior perimeter*	Perimeter Walls	Concrete	Blue	Ramp	0.30	Poor	
123	*Exterior perimeter*	Perimeter Walls	Metal	Brown	Handrail	0.04	Poor	
124	*Exterior perimeter*	Perimeter Walls	Metal	Brown	Handrail	0.13	Poor	
125	*Exterior perimeter*	Perimeter Walls	Metal	Brown	Handrail	0.02	Poor	
126	*Exterior perimeter*	Perimeter Walls	Metal	White	Window	0.03	Poor	
127	*Exterior perimeter*	Perimeter Walls	Metal	White	Window	0.07	Poor	
128	*Exterior perimeter*	Perimeter Walls	Metal	White	Window	0.28	Poor	
129	*Exterior perimeter*	Perimeter Walls	Metal	White	Window	0.19	Poor	
130	*Exterior perimeter*	Perimeter Walls	Metal	White	Window	0.23	Poor	
131	*Exterior perimeter*	Perimeter Walls	Metal	White	Window	0.10	Poor	
132	*Exterior perimeter*	Perimeter Walls	Metal	White	Window	0.04	Poor	
133	*Exterior perimeter*	Perimeter Walls	Metal	White	Window	0.30	Poor	
134	*Exterior perimeter*	Perimeter Walls	Metal	White	Window	0.23	Poor	
135	*Exterior perimeter*	Perimeter Walls	Metal	White	Overhang	0.09	Poor	

Substrate: Concrete (C), Ceramic (Ce), Metal (M), Brich (B), Wood (W), Plaster (P). Color: White (W) Brown (Br), Cream (Cr), Blue (Bl), Yellow (Y), Green (Gr), Gray (Gy), Pink (P)

XRF Form for Lead Base Paint Inspection

Customer Name:	*Eng. Miguel A. Bonilla P.S.C*	**Project Name:**	*Building T-0575*
Contact:	*Isander Silva Torres*	**Total Samples:**	*199*
Phone / Email:	787-219-7397/isilva@integrated-corp.com	**Bldg/Structure:**	*Exterior Only*
Collected By:	*Miguel A. Cortés*	**Floor:**	*Ground*
Date:	*January 28, 2026*	**XRF Serial No.**	*117327*
Project Description:	*LBP Inspection*		

Reading #	Structure	Room	Substrate	Color	Component & Location	Reading (mg/cm^2)	Paint Condition	Measurement
136	*Exterior perimeter*	Perimeter Walls	Metal	Grey	Upper Trim	0.26	Poor	
137	*Exterior perimeter*	Perimeter Walls	Metal	Grey	I-Shaped Column	0.27	Poor	
138	*Exterior perimeter*	Perimeter Walls	Metal	Grey	I-Shaped Column	0.05	Poor	
139	*Exterior perimeter*	Perimeter Walls	Metal	Brown	Door	0.17	Poor	
140	*Exterior perimeter*	Perimeter Walls	Metal	Brown	Door Frame	0.07	Poor	
141	*Exterior perimeter*	Perimeter Walls	Concrete	White	Overhang	0.06	Poor	
142	*Exterior perimeter*	Perimeter Walls	Concrete	Blue	Upper Trim	0.28	Poor	
143	*Exterior perimeter*	Perimeter Walls	Concrete	Grey	Wall D	0.01	Poor	
144	*Exterior perimeter*	Perimeter Walls	Concrete	Grey	Wall D	0.20	Poor	
145	*Exterior perimeter*	Perimeter Walls	Concrete	Grey	Wall D	0.04	Poor	
146	*Exterior perimeter*	Perimeter Walls	Concrete	Grey	Step Raisers	0.18	Poor	
147	*Exterior perimeter*	Perimeter Walls	Concrete	Grey	Low Wall D	0.25	Poor	
148	*Exterior perimeter*	Perimeter Walls	Concrete	Grey	Low Wall D	0.21	Poor	
149	*Exterior perimeter*	Perimeter Walls	Metal	Grey	Bumper Stop	0.19	Poor	
150	*Exterior perimeter*	Perimeter Walls	Metal	Grey	Bumper Stop	0.16	Poor	

Substrate: Concrete (C), Ceramic (Ce), Metal (M), Brich (B), Wood (W), Plaster (P). Color: White (W) Brown (Br), Cream (Cr), Blue (Bl), Yellow (Y), Green (Gr), Gray (Gy), Pink (P)

XRF Form for Lead Base Paint Inspection

Customer Name:	*Eng. Miguel A. Bonilla P.S.C*	**Project Name:**	*Building T-0575*
Contact:	*Isander Silva Torres*	**Total Samples:**	*199*
Phone / Email:	787-219-7397/isilva@integrated-corp.com	**Bldg/Structure:**	*Exterior Only*
Collected By:	*Miguel A. Cortés*	**Floor:**	*Ground*
Date:	*January 28, 2026*	**XRF Serial No.**	*117327*
Project Description:	*LBP Inspection*		

Reading #	Structure	Room	Substrate	Color	Component & Location	Reading (mg/cm^2)	Paint Condition	Measurement
151	*Exterior perimeter*	Perimeter Walls	Metal	Grey	Bumper Stop	0.03	Poor	
152	*Exterior perimeter*	Perimeter Walls	Metal	Grey	Bumper Stop	0.19	Poor	
153	*Exterior perimeter*	Perimeter Walls	Metal	Grey	Corner Guard	0.08	Poor	
154	*Exterior perimeter*	Perimeter Walls	Metal	Grey	Corner Guard	0.17	Poor	
155	*Exterior perimeter*	Perimeter Walls	Concrete	Grey	Overhang	0.24	Poor	
156	*Exterior perimeter*	Perimeter Walls	Concrete	Blue	Upper Trim	0.26	Poor	
157	*Exterior perimeter*	Perimeter Walls	Ceramic	Brown	Sidewalk	0.02	Poor	
158	*Exterior perimeter*	Perimeter Walls	Ceramic	Brown	Sidewalk	0.23	Poor	
159	*Exterior perimeter*	Perimeter Walls	Ceramic	Brown	Sidewalk	0.22	Poor	
160	*Exterior perimeter*	Perimeter Walls	Metal	White	Window	0.25	Poor	
161	*Exterior perimeter*	Perimeter Walls	Metal	White	Window	0.05	Poor	
162	*Exterior perimeter*	Perimeter Walls	Metal	White	Window	0.02	Poor	
163	*Exterior perimeter*	Perimeter Walls	Metal	White	Window	0.05	Poor	
164	*Exterior perimeter*	Perimeter Walls	Metal	White	Window	0.04	Poor	
165	*Exterior perimeter*	Perimeter Walls	Metal	White	Window	0.28	Poor	

Substrate: Concrete (C), Ceramic (Ce), Metal (M), Brich (B), Wood (W), Plaster (P). Color: White (W) Brown (Br), Cream (Cr), Blue (Bl), Yellow (Y), Green (Gr), Gray (Gy), Pink (P)

XRF Form for Lead Base Paint Inspection

Customer Name:	*Eng. Miguel A. Bonilla P.S.C*	**Project Name:**	*Building T-0575*
Contact:	*Isander Silva Torres*	**Total Samples:**	*199*
Phone / Email:	787-219-7397/isilva@integrated-corp.com	**Bldg/Structure:**	*Exterior Only*
Collected By:	*Miguel A. Cortés*	**Floor:**	*Ground*
Date:	*January 28, 2026*	**XRF Serial No.**	*117327*
Project Description:	*LBP Inspection*		

Reading #	Structure	Room	Substrate	Color	Component & Location	Reading (mg/cm^2)	Paint Condition	Measurement
166	*Exterior perimeter*	Perimeter Walls	Metal	White	Window Safety Gate	0.09	Poor	
167	*Exterior perimeter*	Perimeter Walls	Metal	White	Window Safety Gate	0.19	Poor	
168	*Exterior perimeter*	Perimeter Walls	Asphalt	Yellow	Parking Lines	0.10	Poor	
169	*Exterior perimeter*	Perimeter Walls	Asphalt	Yellow	Parking Lines	0.10	Poor	
170	*Exterior perimeter*	Perimeter Walls	Asphalt	Yellow	Parking Lines	0.19	Poor	
171	*Exterior perimeter*	Perimeter Walls	Asphalt	Yellow	Parking Lines	0.29	Poor	
172	*Exterior perimeter*	Perimeter Walls	Asphalt	Yellow	Parking Lines	0.15	Poor	
173	*Exterior perimeter*	Perimeter Walls	Asphalt	Yellow	Parking Lines	0.28	Poor	
174	*Exterior perimeter*	Perimeter Walls	Asphalt	Yellow	Parking Lines	0.21	Poor	
175	*Exterior perimeter*	Perimeter Walls	Asphalt	Yellow	Parking Lines	0.22	Poor	
176	*Exterior perimeter*	Perimeter Walls	Asphalt	Yellow	Parking Lines	0.27	Poor	
177	*Exterior perimeter*	Perimeter Walls	Asphalt	Yellow	Parking Lines	0.19	Poor	
178	*Exterior perimeter*	Perimeter Walls	Asphalt	Yellow	Parking Lines	0.02	Poor	
179	*Exterior perimeter*	Perimeter Walls	Asphalt	Yellow	Parking Lines	0.17	Poor	
180	*Exterior perimeter*	Perimeter Walls	Asphalt	Yellow	Parking Lines	0.14	Poor	

Substrate: Concrete (C), Ceramic (Ce), Metal (M), Brich (B), Wood (W), Plaster (P). Color: White (W) Brown (Br), Cream (Cr), Blue (Bl), Yellow (Y), Green (Gr), Gray (Gy), Pink (P)

XRF Form for Lead Base Paint Inspection

Customer Name:	*Eng. Miguel A. Bonilla P.S.C*	**Project Name:**	*Building T-0575*
Contact:	*Isander Silva Torres*	**Total Samples:**	*199*
Phone / Email:	787-219-7397/isilva@integrated-corp.com	**Bldg/Structure:**	*Exterior Only*
Collected By:	*Miguel A. Cortés*	**Floor:**	*Ground*
Date:	*January 28, 2026*	**XRF Serial No.**	*117327*
Project Description:	*LBP Inspection*		

Reading #	Structure	Room	Substrate	Color	Component & Location	Reading (mg/cm²)	Paint Condition	Measurement
181	*Exterior perimeter*	Perimeter Walls	Asphalt	Yellow	Parking Lines	0.09	Poor	
182	*Exterior perimeter*	Perimeter Walls	Asphalt	Yellow	Parking Lines	0.22	Poor	
183	*Exterior perimeter*	Perimeter Walls	Asphalt	Yellow	Parking Lines	0.27	Poor	
184	*Exterior perimeter*	Perimeter Walls	Asphalt	Yellow	Parking Lines	0.22	Poor	
185	*Exterior perimeter*	Perimeter Walls	Asphalt	Yellow	Parking Lines	0.07	Poor	
186	*Interior Perimeter*	RED PLACARD, UNSAFE. ALL INTERIOR SURFACES CONSIDERED POSITIVE					Damage	
187	*Exterior perimeter*	Perimeter Walls	Metal	White	Window Frame	0.04	Poor	
188	*Exterior perimeter*	Perimeter Walls	Concrete	Grey	Wall D	0.01	Poor	
189	*Exterior perimeter*	Perimeter Walls	Concrete	Blue	Wall A	0.03	Poor	
190	*Exterior perimeter*	Perimeter Walls	Metal	Grey	I-Shaped Column	0.03	Poor	
191	*Exterior perimeter*	Perimeter Walls	Asphalt	Blue	Parking Lines	0.03	Poor	
192	*Exterior perimeter*	Perimeter Walls	Metal	Brown	Handrail	0.02	Poor	
193	*Exterior perimeter*	Perimeter Walls	Ceramic	Cream	Baseboard	0.03	Poor	
194	*Exterior perimeter*	Perimeter Walls	Metal	White	Window Frame	0.02	Poor	
195	*Exterior perimeter*	Perimeter Walls	Concrete	Grey	Wall C	0.01	Poor	

Substrate: Concrete (C), Ceramic (Ce), Metal (M), Brich (B), Wood (W), Plaster (P). Color: White (W) Brown (Br), Cream (Cr), Blue (Bl), Yellow (Y), Green (Gr), Gray (Gy), Pink (P)

XRF Form for Lead Base Paint Inspection

Customer Name:	*Eng. Miguel A. Bonilla P.S.C*	**Project Name:**	*Building T-0575*
Contact:	*Isander Silva Torres*	**Total Samples:**	*199*
Phone / Email:	787-219-7397/isilva@integrated-corp.com	**Bldg/Structure:**	*Exterior Only*
Collected By:	*Miguel A. Cortés*	**Floor:**	*Ground*
Date:	*January 28, 2026*	**XRF Serial No.**	*117327*
Project Description:	*LBP Inspection*		

Reading #	Structure	Room	Substrate	Color	Component & Location	Reading (mg/cm²)	Paint Condition	Measurement
196	*Exterior perimeter*	Perimeter Walls	Metal	White	Window	0.01	Poor	
197	Calibration					1.1		
198	Calibration					1.1		
199	Calibration					1.2		

Substrate: Concrete (C), Ceramic (Ce), Metal (M), Brich (B), Wood (W), Plaster (P). Color: White (W) Brown (Br), Cream (Cr), Blue (Bl), Yellow (Y), Green (Gr), Gray (Gy), Pink (P)

INTEGRATED GLOBAL SOLUTIONS
90 Road 165 Suite 307 CIM, Tower 2 Guaynabo, PR 00968
T: 787-693-7777 / 787-693-8887 | F: 787.693.0888
www.integrated-corp.com

APPENDIX III. COMPANY AND INSPECTOR CREDENTIALS

INTEGRATED GLOBAL SOLUTIONS
90 Road 165 Suite 307 CIM, Tower 2 Guaynabo, PR 00968
T: 787-693-7777 / 787-693-8887 | F: 787.693.0888
www.integrated-corp.com

COMPANY CREDENTIALS

DEPARTAMENTO DE RECURSOS NATURALES Y AMBIENTALES

DRNA

GOBIERNO DE PUERTO RICO

Este certificado es otorgado a:

INTEGRATED GLOBAL SOLUTIONS

Por haber cumplido con los requisitos establecidos en el Capítulo VI, Regla 127 del Reglamento para el Manejo Adecuado de Actividades de Pintura con Base de Plomo. Se le otorga esta certificación como **Firma** para llevar a cabo actividades relacionadas a Mitigación de Pintura con base de plomo en la jurisdicción de Puerto Rico.

Número de Certificado

LBPF-22425-031

Fecha de emisión: Agosto 25, 2025
Fecha de Expiración: Agosto 24, 2026

Firma Autorizada
Departamento de Recursos Naturales
y Ambientales

INTEGRATED GLOBAL SOLUTIONS
90 Road 165 Suite 307 CIM, Tower 2 Guaynabo, PR 00968
T: 787-693-7777 / 787-693-8887 | F: 787.693.0888
www.integrated-corp.com

INSPECTOR CREDENTIALS



INTEGRATED GLOBAL SOLUTIONS
90 Road 165 Suite 307 CIM, Tower 2 Guaynabo, PR 00968
T: 787-693-7777 / 787-693-8887 | F: 787.693.0888
www.integrated-corp.com

APPENDIX IV. XRF PCS

ThermoFisher SCIENTIFIC

HOME | SAVE CERT | CLEAR FORM

The world leader in serving science

Thermo Scientific Portable XRF Analyzers
Isotope Radiation Survey Certificate

Instrument Model:	XLp 300A
Instrument S/N:	117327

Detector Model:	RadEye B20-ER
Detector S/N:	0213
Calibration Date:	4/5/2022

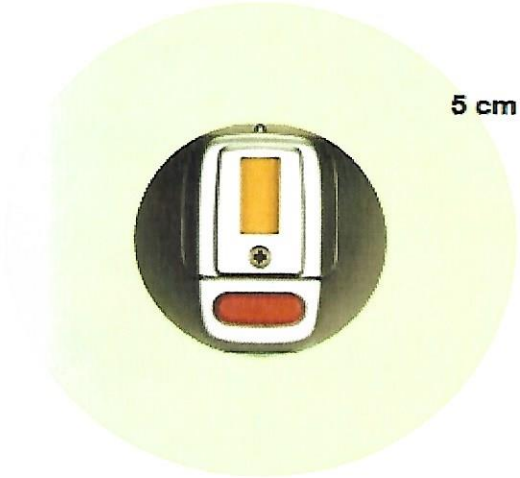

Dose rate (µrem/hr)* (100.0 µrem = 0.1 mrem = 1.0 µSv)	
Background	**5 cm**
11	**0**

*All recorded measurements are net above background.

• Dose rate measurements taken at 360°perpendicular to instrument with the shutter closed (i.e., sources in the shielded position.

** The survey results indicate that the dose rate does not exceed 0.05 milirem per hour at any point 5 cm [< 50 µrem/hr at 5 cm] from the surface of the device.

Conducted by: David Nop

Survey Date: 9/13/2022

TODAY

Thermo Scientific 2 Radcliff Road Tewksbury MA 01876 +1 978-670-7460 www.thermoscientific.com/pai
Portable Analytical Instruments USA +1 978-670-7430 fax 800-875-1578 (toll free)

ThermoFisher SCIENTIFIC

Certificate of Calibration

Paint QC Sheet
Document #: 140-00206
Revision: F1
Revision Date: 7 July 2020

Serial Number:	117327	Model: **Niton**	XLp 300A	Software:	5.2F-Dual	Date of Q.C.:	9/13/2022
Resolution:	370.53	Escale:	4.53	Source:	CD-109	Inspector:	RC

K+L 20 Sec Readings

Std	L	Lerr	K	Kerr	DI	L Status	K Status
1.0 Surface Wood-1	1.00	0.10	1.00	0.40	1.1	OK	OK
1.0 Surface Wood-2	1.00	0.10	1.10	0.40	1.1	OK	OK
1.0 Buried Wood-1	1.00	0.10	1.00	0.40	2.2	OK	OK
1.0 Buried Wood-2	1.00	0.10	1.10	0.40	2.2	OK	OK
Blank Wood-1	0.00	0.02	0.30	0.34	1.0	OK	OK
Blank Wood-2	0.00	0.02	0.50	0.30	1.6	OK	OK
3.5 Surface Wood-1	3.60	0.20	3.50	0.50	1.2	OK	OK
3.5 Surface Wood-1	3.60	0.20	3.50	0.50	1.3	OK	OK
0.3 Surface Concrete-1	0.29	0.03	0.60	0.50	1.0	OK	OK
0.3 Surface Concrete-2	0.29	0.03	0.70	0.50	1.0	OK	OK
Steel-1	0.02	0.04	-0.02	0.54	8.3	OK	OK
Steel-2	0.05	0.08	-0.12	0.55	10.0	OK	OK
Pure Pb-1	10.10	2.00	82.30	2.60	1.7	OK	OK
Pure Pb-2	10.10	1.60	81.90	2.60	1.6	OK	OK
1.0 Surface Drywall-1	1.00	0.10	1.30	0.40	1.0	OK	OK
1.0 Surface Drywall-2	1.00	0.10	1.40	0.40	1.0	OK	OK

K+L 20 Sec Readings

Std	Time	Result	
Drywall-1	2.03	0.00	OK
Drywall-2	2.03	0.00	OK
French Plaster-1	2.71	0.00	OK
French Plaster-2	3.38	0.00	OK

This certificate is issued in accordance with Thermo Fisher Scientific factory specifications.
The measurements were found to be within specification limits at the time of manufacture and calibration.

Standards are traceable to National Institute of Standards & Technology (NIST) standards.

Signed:



Steve Introne
Director of Quality and Regulatory

Thermo Scientific
Portable Analytical Instruments

2 Radcliff Road
Tewksbury, MA 01876
USA

+1 978 670-7460 ph
+1 978 670-7430 fax
www.thermoscientific.com/pai

ThermoFisher SCIENTIFIC

The world leader in serving science

SEALED SOURCE LEAK TEST CERTIFICATE

Certificate # : **7274**

LEAK TEST LABORATORY INFORMATION			
COMPANY NAME	THERMO SCIENTIFIC PORTABLE ANALYTICAL INSTRUMENTS		
LICENSE NUMBER	MASSACHUSETTS 55-0238	CONTACT NAME/ASST.RSO	Jose Hernandez
ADDRESS	2 RADCLIFF ROAD	CONTACT NUMBER	978-513-3634
	TEWKSBURY MA 01876	FAX NUMBER	978-670-7411

A copy of certificate should be maintained for a minimum of 3 years and for inspection by the regulatory agency.

SAMPLE KIT INFORMATION

Sample ID # : N-7133

Sample date : 8/31/2022

SEALED SOURCE INFORMATION

Manufacturer : Eckert & Ziegler

Source model : XCd9.06

Source serial number : TR4894

Radioisotope : Cd-109

Assay Date : 11/15/2022

Activity (mCi) : 40

DEVICE/ANALYZER INFORMATION

Device make : Thermo Scientific Portable XRF Analyzers

Device model : XLp

Serial number : 117327

LEAK TEST RESULT:

Analysis of the above sample kit on date **8/31/2022** yield the following result:

☑ The analysis of the radioactive material of this leak test sample indicated the activity present is less than 0.005 uCi (or 185 Bq). The source may be used as authorized.

☐ Statistical analysis of the radioactive count data of this leak test sample indicated the activity present is greater than 0.005 uCi (or 185 Bq). This source should be considered leaking. Consult your device operations procedure; place this source in storage or quarantine area and make the required notification to your regulatory agency.

DEVICE/SOURCE LEAK TEST IS DUE ON OR BEFORE 2/28/2023

Leak test performed by: David Nop

Certified by: Ronald Cardarelli

Ronald Cardarelli, RSO, CN

Date: 8/31/2022

INTEGRATED GLOBAL SOLUTIONS
90 Road 165 Suite 307 CIM, Tower 2 Guaynabo, PR 00968
T: 787-693-7777 / 787-693-8887 | F: 787.693.0888
www.integrated-corp.com

APPENDIX V. RED PLACARD

INTEGRATED GLOBAL SOLUTIONS
90 Road 165 Suite 307 CIM, Tower 2 Guaynabo, PR 00968
T: 787-693-7777 / 787-693-8887 | F: 787.693.0888
www.integrated-corp.com

UNSAFE

DO NOT ENTER OR OCCUPY
(THIS PLACARD IS NOT A DEMOLITION ORDER)

This structure has been inspected, found to be seriously damaged and is unsafe to occupy, as described below:

La estructura tiene colapso parcial de vigas de hormigón, viguetas de hormigón "pre-cast" y poretes "pre-cast"del techo. También existen columnas con daños severos. Se prohibe el acceso al edificio porque continúa bajo riesgo de colapso. Se debe restringir el paso dentro del edificio e instalar una barricada alrededor del edificio a una distancia de 1.5 veces la altura del edificio.

Do not enter, except as specifically authorized in writing by jurisdiction. Entry may result in death or injury.

Facility Name and Address:

T-0575-0-62-00 (Funeraria Pacheco)
Urb. Industrial, Ramal Carr. 116
Guánica, P.R.

Date 20 de eenro de 2020

Time 1:30PM

This facility was inspected under emergency conditions for:

Compañia de Fomento Industrial de P.R. (PRIDCO)
(Jurisdiction)

Inspector ID / Agency

Miguel Bonilla Sotomayor, P.E. #13962

Do Not Remove, Alter, or Cover this Placard until Authorized by Governing Authority

INTEGRATED GLOBAL SOLUTIONS
90 Road 165 Suite 307 CIM, Tower 2 Guaynabo, PR 00968
T: 787-693-7777 / 787-693-8887 | F: 787.693.0888
www.integrated-corp.com

ENVIRONMENTAL SURVEY FOR ASBESTOS CONTAINING MATERIALS

Building T-0878-0-67-00
Urb. Ind. Ramal 333, Carr. 116 Km. 0.1
Guánica, P.R.



Prepared for:

ENG. MIGUEL A. BONILLA P.S.C.

Prepared by:

INTEGRATED GLOBAL SOLUTIONS

January 2026

INTEGRATED GLOBAL SOLUTIONS
90 Road 165 Suite 307 CIM, Tower 2 Guaynabo, PR 00968
T: 787-693-7777 / 787-693-8887 | F: 787.693.0888
www.integrated-corp.com

Table of Contents

I. Summary

II. Introduction

III. General Background

IV. National Emissions Standards for Hazardous Air Pollutants (NESHAP)

V. Project Identification/Description

VI. Methods of Building Inspections

VII. Sampling Methods

VIII. Inspection Results

IX. Conclusions

X. Conditions, Limitations and Disclaimer

XI. Appendixes

Appendix I. General View of Inspected Structures

Appendix II. Laboratory Results

Appendix III. Accreditations

Appendix IV. Red Placard

I. Summary

An environmental survey for Asbestos Containing Material (ACM) was conducted by Integrated Global Solutions on January 28, 2026, for the facility located at Urb. Ind. Ramal 333, Carr. 116, Guánica, P.R. The purpose of this survey included sampling and physical evaluations of suspicious ACM material. To identify ACM on the structure scheduled for demolition to complete improvements to the structure.

This survey report can help owners develop a plan to eliminate any asbestos hazards found and may aid in establishing an ongoing asbestos-containing materials maintenance and re-evaluation program, if needed.

MATERIALS SUSPECTED OF CONTAINING ASBESTOS WERE ANALYZED AROUND THE PERIMETER OF THE BUILDING, BUT NO ASBESTOS-CONTAINING MATERIALS WERE DETECTED AT THE TIME OF INSPECTION. HOWEVER, THE BUILDING HAS A RED FLAG (SEE ANNEX IV). THEREFORE, THE INTERIOR OF THE BUILDING WAS NOT INSPECTED, AND THE ROOF COULD NOT BE SAMPLED; CONSEQUENTLY, IT WAS CONSIDERED TO CONTAIN MATERIALS SUSPECTED OF CONTAINING ASBESTOS.

II. Introduction

An environmental survey for Asbestos Containing Material (ACM) was conducted by Integrated Global Solutions on January 28, 2026, for the facilities located at Urb. Ind. Ramal 333, Carr. 116, Guánica, P.R. The asbestos investigation was conducted by Miguel A. Cortés, an AHERA Certified Asbestos Building Inspector (License number ASB-0325-0113-SI).

III. General Background

Asbestos was used in the construction industry from 1900 to 1989. It is still used today in various products. The health effects of asbestos have been studied since the 1930's. More health studies have been conducted on asbestos than on any other natural substance. The mere presence of asbestos-containing materials does not necessarily constitute a health hazard. However, when these materials become disturbed from

building renovation, maintenance, or other everyday activities that allow fibers to be released into the environment, then a potential hazard does exist.

The relationship between exposure level and health risk is very complex. Although this relationship is not completely understood, asbestos exposure has been associated with various types of lung diseases, including a debilitating disease called asbestosis; a rare cancer of the chest called mesothelioma; and cancers of the esophagus, stomach, colon, and other organs. Asbestosis is not fatal; it is, however, incurable. One who has it cannot breathe easily, and physical activity becomes limited. Mesothelioma is 100% fatal, as there is no cure.

These diseases can be directly linked to the mineral asbestos in the particle form that can be found in the lining of the lung and stomach, since the body cannot absorb these minerals. Tests have determined that asbestos can cause cancer, but scientists disagree on the amount of asbestos fibers that must be inhaled to cause cancer. The nose filters out all visible particles. Therefore, only microscopic fibers are the ones who cause the problem. Studies indicate different health effects resulting from exposure to chrysotile asbestos versus exposure to the amphibole form of asbestos. The latter, which include tremolite, amosite, anthophyllite, and crocidolite, have a more significant health impact than chrysolite.

Some scientists' studies concluded that the dimensions of the fibers that enter the lung area result in cancer. Long, thin fibers, greater than 8 microns in length and less than 0.25 microns in diameter, show the highest potential of cancer development.

IV. National Emissions Standards for Hazardous Air Pollutants (NESHAP)

The EPA's rules concerning the application, removal, and disposal of ACM, as well as the manufacturing, spraying, and fabricating of ACM, were issued under the asbestos NESHAP regulation, under the 40 CFR 61 Subpart M on October 30, 1997. The asbestos NESHAP regulation governs asbestos demolition and renovation projects in all facilities. The NESHAP rule usually requires owners or operators to have all friable ACM removed

before the building is demolished and may require its removal before renovation. If friable ACM shall be disturbed, the NESHAP rule may require appropriate work practices or procedures for emission control. The rules state that any ACM that may become friable poses a potential hazard that should be addressed.

A revised NESHAP ruling released on November 20, 1990 (effective on February 20, 1991) which includes the responsibility of the owner, or operator, to "prior to commencement of the demolition or renovation, thoroughly inspect the affected facility or part of the facility where demolition or renovation operation will occur for the presence of asbestos, including Category I and Category II non-friable ACM" (40 CFR Part 61, National Emission Standard for Hazardous Air Pollutants, Asbestos NESHAP revision, Final Rule, November 20, 1990).

V. Project Description / Identification

This project consists of the premises and buildings located at Urb. Ind. Ramal 333, Carr. 116, Guánica, P.R.

VI. Method of Building Inspection

The visual inspection was conducted according to the condition of the ACM in that location and the potential for material disturbance. The assessment scheme followed the recommendations by EPA as a result of the Asbestos Hazard Emergency Response Act and was outlined in the 40 CFR Part 763.88 dated October 30, 1987, and amended by 40 CFR Part 61, NESHAP (40 CFR Part 61, National Emission Standard for Hazardous Air Pollutants, Asbestos NESHAP revision, Final Rule, November 20, 1990).

The functional space was visited and visually inspected to identify the location of any suspected ACM. An assessment was then made of the friability of suspected ACM by touching the material to determine if it could be pulverized, crumbled, or reduced to powder by hand pressure. Upon completion of the suspect material and grouped into "homogenous sampling areas", i.e., areas which are uniform by color, texture, construction/application date, and general appearance.

ACM was categorized as follows:

1. Category I, non-friable containing materials (ACM). This includes asbestos-containing packings, gaskets, resilient floor covering, and asphalt roofing products containing more than 1% asbestos.

2. Category II, non-friable ACM. This includes any materials, excluding Category I non-friable ACM containing more than 1% asbestos, that when dry cannot be crumbled, pulverized, or reduced to powder by hand pressure.

3. Friable asbestos materials. This includes any material containing more than 1% asbestos that, when dry, can be crumbled, pulverized, or reduced to powder by hand pressure.

Physical hazard assessment was performed based on AHERA regulations. This protocol provides separate analysis for three types of materials: surfacing, thermal insulation, and miscellaneous. However, this protocol does not provide a means for relative ranking of individual hazards within the category. Therefore, a separate analysis was performed to assess hazard ranking, which could be used for this type of material. The hazard assessment combines the level of potential disturbance with the current condition of ACM to indicate overall hazard potential.

The rankings of potential hazards range from 1-most hazardous to 7-least hazardous. The highest rank is reserved for ACM, which is significantly damaged. A review of the definition of “significant damage” reveals that the definitions are designed to identify ACBM, which is so extensively damaged or deteriorated that it requires immediate corrective action. Hazard rank 2-4 reflects ACBM, which is damaged as defined by AHERA, with rank 2 indicating a “potential for significant damage” and rank 3 indicating a “potential for damage”. Hazard ranks 5-7 are reserved for ACBM currently in good condition, but with a range in the likelihood of future disturbance.

VII. Sampling Methods

An asbestos visual survey was conducted for the suspected ACM for one (1) facility located in Urb. Ind. Ramal 333, Carr. 116, Guánica, P. R.

VIII. Conclusions

MATERIALS SUSPECTED OF CONTAINING ASBESTOS WERE ANALYZED AROUND THE PERIMETER OF THE BUILDING, BUT NO ASBESTOS-CONTAINING MATERIALS WERE DETECTED AT THE TIME OF INSPECTION. HOWEVER, THE BUILDING HAS A RED FLAG (SEE ANNEX IV). THEREFORE, THE INTERIOR OF THE BUILDING WAS NOT INSPECTED, AND THE ROOF COULD NOT BE SAMPLED; CONSEQUENTLY, IT WAS CONSIDERED TO CONTAIN MATERIALS SUSPECTED OF CONTAINING ASBESTOS.

IX. Conditions, Limitations and Disclaimer

Integrated Global Solutions has performed this Asbestos Containing Materials Survey thoroughly and professionally, consistent with commonly accepted industry standards. The preparer cannot guarantee and does not warrant that this evaluation has identified all adverse environmental factors and/or conditions affecting this property on the date of the survey.

The results reported and conclusions reached by the preparer are solely for the benefit of the owner. The results and opinions in this report, based solely on the conditions found at the property on the date of the survey, are valid only on that date. The preparer assumes no obligation to advise the owner of any changes in any real or potential hazards at this facility beyond the date of the survey.

INTEGRATED GLOBAL SOLUTIONS
90 Road 165 Suite 307 CIM, Tower 2 Guaynabo, PR 00968
T: 787-693-7777 / 787-693-8887 | F: 787.693.0888
www.integrated-corp.com

APPENDIX I. GENERAL VIEW OF INSPECTED STRUCTURE

INTEGRATED GLOBAL SOLUTIONS
90 Road 165 Suite 307 CIM, Tower 2 Guaynabo, PR 00968
T: 787-693-7777 / 787-693-8887 | F: 787.693.0888
www.integrated-corp.com

T-0878-0-67-00

FACILITIES



INTEGRATED GLOBAL SOLUTIONS
90 Road 165 Suite 307 CIM, Tower 2 Guaynabo, PR 00968
T: 787-693-7777 / 787-693-8887 | F: 787.693.0888
www.integrated-corp.com

APPENDIX II. LABORATORY RESULTS

ANALYTICAL ENVIRONMENTAL SERVICES INTERNATIONAL, INC.
611 Monserrate Street, 2nd. Floor, Santurce, P.R. 00907
PH. (787) 722-0220 Fax (787) 724-5788

NVLAP LAB CODE 200051-0
TESTING

Job ID: B26020003

REPORT NUMBER

RP26020905

POLARIZED LIGHT MICROSCOPY (PLM) BULK SAMPLE ANALYSIS REPORT

Client Name:	Integrated Global Solutions	Date Collected:	01/28/2026
Project Name:	BLdg. T-0878	Date Received:	02/02/2026
Project ID:			

RESULT OF ANALYSIS (BY % AREA VISUAL ESTIMATE)

Lab Sample ID / Client Sample ID	Sample Description	Asbestos Detected	Asbestos Fibers	Other Fibers	Non - Fibrous Material
B26020003.01 B26020003.01.A 0878-012826-01 Layer % of Total :100% Date Analyzed: 02/05/2026 Sample Location: Bldg. T-0878; Flashing Material, Roof Comments:	Semi hard, Bituminous with Aluminium and Fbers Black	No		Cellulose 2 Glass Fibers 8	Aluminum 15 Bitumen 75
B26020003.02 B26020003.02.A 0878-012826-02 Layer % of Total :100% Date Analyzed: 02/05/2026 Sample Location: Bldg. T-0878; Flashing Material, Roof Comments:	Semi hard, Bituminous with Aluminium and Fbers Black	No		Cellulose 2 Glass Fibers 5	Aluminum 13 Binders/Paint 80
B26020003.03 B26020003.03.A 0878-012826-03 Layer % of Total :100% Date Analyzed: 02/05/2026 Sample Location: Bldg. T-0878; Flashing Material, Roof Comments:	Semi hard, Bituminous with Aluminium and Fbers Black	No		Cellulose 3 Glass Fibers 5	Aluminum 15 Bitumen 77

Comments:
For all heterogeneous and layered samples easily separated into sublayers, each component is analyzed and reported separately.
Samples are analyzed by PLM using dispersion staining techniques in accordance with US EPA methods App. E to Sub. E of 40 CFR Part 763 and EPA/600/R-93/116.

MICROANALYST: _____
Jessica Garcia

PLM is not consistently reliable in detecting small concentrations of asbestos in floor tiles and similar nonfriable materials. Quantitative TEM is currently the only method that can be used to get the conclusive asbestos content. This report relates only to the items tested as received. This report shall not be reproduced except in full and not without written approval of the laboratory. This report shall not be used to claim endorsement by NVLAP or any agency of the US Government. Methods used for determination of asbestos in bulk samples are found in both methods App. E to Sub. E of 40 CFR Part 763 and EPA/600/R-93/116.

INTEGRATED GLOBAL SOLUTIONS
90 Road 165 Suite 307 CIM, Tower 2 Guaynabo, PR 00968
T: 787-693-7777 / 787-693-8887 | F: 787.693.0888
www.integrated-corp.com

CHAIN OF CUSTODY (TRANSMITTAL SHEET FOR SAMPLES)

COC#:

Customer Name:	*Eng. Miguel A. Bonilla, P.S.C.*	**Project Name:**	*Bldg. T-0878*		
Contact:	*N/A*	**Total Samples:**	*3*	**Job Number:**	
Phone/Fax/E-mail:	*N/A*	**EQB Certified Inspector ID:**	*ASB-0325-0113-SI*	**Remarks:**	
Collected by:	*M. Cortes/ mcortes@integrated-corp.com*	**Structure Address:**		*Bulk Samples*	
Analized by Lab:		*Guanica PR*			
AIHA Lab ID:					
Project Description:	*Bulk Samples*				

Sample No.	Date	Time	Sample Description	Sample Type: Bulk	Water	Wipe	Soil	Paint Chip	TCLP
0878-012826-01	*28-Jan-26*	*11:45*	*Bldg. T-0878; Flashing Material; Roof*	X					.01
0878-012826-02	*28-Jan-26*	*11:50*	*Bldg. T-0878; Flashing Material; Roof*	X					.02
0878-012826-03	*28-Jan-26*	*12:10*	*Bldg. T-0878; Flashing Material; Roof*	X					.03

Turn Around Time: Normal: _X_ 3 days **Rush: ____24 hours** **Rush: _____16 hours**

Sampling Collected by:	Relinquished by:	Received by:	Relinquished by:	Received by	Delivery to Lab by:	Received at Lab by:
Miguel A. Cortés					*Nicole Pérez* Nicole Perez	
Date: Time:	Date: Time:	Date: Time:	Date: Time:	Date: Time:	Date: Time:	Date: Time:
1/28/26 11:45					02/02/26 10:50 AM	2/2/26 10:50

Job ID:B26020003

Integrated Global Solutions

INTEGRATED GLOBAL SOLUTIONS
90 Road 165 Suite 307 CIM, Tower 2 Guaynabo, PR 00968
T: 787-693-7777 / 787-693-8887 | F: 787.693.0888
www.integrated-corp.com

APPENDIX III. ACCREDITATIONS

INTEGRATED GLOBAL SOLUTIONS
90 Road 165 Suite 307 CIM, Tower 2 Guaynabo, PR 00968
T: 787-693-7777 / 787-693-8887 | F: 787.693.0888
www.integrated-corp.com

INSPECTOR CREDENTIALS



ASB-0325-0113-SI

Número de Registro

10-mar-2026

Fecha de vencimiento

TARJETA DE REGISTRO
PARA LA REMOCION DE ASBESTO

Esta tarjeta autoriza a:

Miguel A. Cortés Santiago

Inspector

A trabajar en la remoción de asbesto en Puerto Rico. Esta persona **NO** es un empleado del DRNA.

Firma Autorizada - Departamento Recursos Naturales y Ambientales

APPENDIX IV. RED PLACARD

INTEGRATED GLOBAL SOLUTIONS
90 Road 165 Suite 307 CIM, Tower 2 Guaynabo, PR 00968
T: 787-693-7777 / 787-693-8887 | F: 787.693.0888
www.integrated-corp.com

UNSAFE

DO NOT ENTER OR OCCUPY
(THIS PLACARD IS NOT A DEMOLITION ORDER)

This structure has been inspected, found to be seriously damaged and is unsafe to occupy, as described below:

Se observaron grietas estructurales severas en las articulaciones de columna con viga en los siguientes ejes (B,1), (C, 1), (D, 1) y (C, 5).
Se observaron grietas estructurales severas en las siguientes vigas:
Viga entre ejes (B-C, 1) y eje C. Se observaron grietas severas en las siguientes articulaciones de viguetas (Pacadar) con vigas de hormigón.
Eje D, entre ejes (B, 1-5), eje (B, 4), eje (C, 4), entre ejes (C, 3-4) y entre ejes (C, 4-5).
Hay separaciones esporádicas en juntas de construcción y expansión de losa de piso sobre relleno.

Do not enter, except as specifically authorized in writing by jurisdiction. Entry may result in death or injury.

Facility Name and Address:
Yamse Distributors, Corp. (PRIDCO #T-0878-0-67-00)
Carretera PR-116, Ramal PR-333, Barrio Carenero, Zona Industrial
Guánica, PR 00653

Date 4 de febrero de 2020

Time 1:19 PM - 4:00 PM

This facility was inspected under emergency conditions for:
Compañía de Fomento Industrial de Puerto Rico (PRIDCO)
(Jurisdiction)

Inspector ID / Agency
Miguel Bonilla Sotomayor, P.E
Licencia 13962

Do Not Remove, Alter, or Cover this Placard until Authorized by Governing Authority

INTEGRATED GLOBAL SOLUTIONS
90 Road 165 Suite 307 CIM, Tower 2 Guaynabo, PR 00968
T: 787-693-7777 / 787-693-8887 | F: 787.693.0888
www.integrated-corp.com

ENVIRONMENTAL SURVEY FOR LEAD BASE PAINT

Building T-0878-0-67-00
Urb. Ind. Ramal 333, Carr. 116 Km. 0.1
Guánica, P.R.



Prepared for:

ENG. MIGUEL A. BONILLA P.S.C.

Prepared by:

INTEGRATED GLOBAL SOLUTIONS

January 2026

INTEGRATED GLOBAL SOLUTIONS
90 Road 165 Suite 307 CIM, Tower 2 Guaynabo, PR 00968
T: 787-693-7777 / 787-693-8887 | F: 787.693.0888
www.integrated-corp.com

Table of Contents

I. Summary

II. Introduction

III. Lead Base Paint Testing Methodology

IV. Testing Procedure

V. Results

VI. Conclusions

VII. Recommendations

VIII. Appendixes

Appendix I. General View Pictures of Inspected Structures

Appendix II. XRF Data

Appendix III. Company and Inspector Credentials

Appendix IV. XRF PCS

Appendix V. RED PLACARD

INTEGRATED GLOBAL SOLUTIONS
90 Road 165 Suite 307 CIM, Tower 2 Guaynabo, PR 00968
T: 787-693-7777 / 787-693-8887 | F: 787.693.0888
www.integrated-corp.com

I. Summary

An environmental survey for Lead Base Paint (LBP) components was conducted by Integrated Global Solutions on January 28, 2026, of the premises and buildings located at Urb. Ind. Ramal 333, Carr. 116, Guánica, P.R. The purpose of this survey was to identify LBP coating on the structures to be scheduled for demolition or renovation. The survey was conducted following applicable portions of the Housing and Urban Development Guidelines. The scope of the survey included the detection of LBP components if present in painted components and 100% testing of all surface components if present in painted structures or appurtenances.

One commercial space was tested. The survey, performed with an XRF instrument manufactured by Thermo Scientific, was conducted using 100% of the testing. The Lead Base Paint Inspection was performed to identify paint that contains lead above the allowable levels that could result in harm to construction personnel and workers. This survey report helps owners to develop a plan for eliminating any lead base paint hazards and a re-evaluation program, if needed.

NO LEAD BASE PAINT COMPONENTS WERE FOUND ON THE EXTERIOR PERIMETER AT THE TIME OF THIS SURVEY. THE BUILDING HAS A RED PLACECARD, SEE APPENDIX VI. THEREFORE, THE INTERIOR OF THE BUILDING WAS NOT INSPECTED, AND ALL INTERIOR SURFACES ARE CONSIDERED POSITIVE TO LEAD BASE PAINT COMPONENTS. SEE TABLE 1.1.

Table 1.1 Positive XRF Readings

XRF Form for Lead Base Paint Inspection

Customer Name:	*Eng. Miguel A. Bonilla P.S.C.*	Project Name:	*Building T-0878*
Contact:	*Isander Silva Torres*	Total Samples:	*119*
Phone / Email:	787-219-7397/isilva@integrated-corp.com	Bldg/Structure:	*Exterior Only*
Collected By:	*Miguel A. Cortés*	Floor:	*Ground*
Date:	*January 28, 2026*	XRF Serial No.	*117327*
Project Description:	LBP Inspection		

Page 1

Reading #	Structure	Room	Substrate	Color	Component & Location	Reading (mg/cm²)	Paint Condition	Measurement
106	*Interior Perimeter*	RED PLACARD, UNSAFE. ALL INTERIOR SURFACES CONSIDERED POSITIVE					Damage	

Note: All measurements must be corroborated.

II. Introduction

An environmental survey for Lead Base Paint (LBP) Components was conducted by Integrated Global Solutions on January 28, 2026, of the premises and buildings located at Urb. Ind. Ramal 333, Carr. 116, Guánica, P.R. The scope of the survey included LBP testing of components for several structures, which are scheduled to be demolished or remodeled. The LBP investigation was conducted by Miguel A. Cortés, an EQB-certified LBP inspector under license No. LBPI-29625-383. The credentials of Integrated Global Solutions, Inc. and of the LBP inspector are attached in Appendix III.

III. Lead Based Paint Testing Methodology

The lead base paint testing protocol officially available at this time was published by HUD initially in 1990, revised in 1991, and finalized in 1995 (see above HUD reference). A revised Chapter 7 was published in 1997. In accordance with the new protocol, almost all surfaces present in the units have to be tested. The above guidelines were used to perform lead-based paint testing of this project.

The hazard level of lead in paint has been determined by the Department of Housing & Urban Development (HUD) to be 1.0 mg/cm2, as measured by an XRF or Atomic Absorption Spectroscopy (AAS), or 0.5% by weight (or 5,000 ppm) as measured by the AAS, or Inductive Coupled Plasma (ICP). The same level was adopted by EPA regulations published in 1992 under Title X.

The main steps involved in a multi-family inspection are:

- Select the painted area to be tested.
- Classify XRF and paint chip results.
- Collect and analyze paint chip samples, for inconclusive results.
- Classify paint chip results.
- Review and evaluate the data.
- Report findings.

IV. Testing Procedure

For this survey, the painted components testing was performed with a Thermo Scientific XRF NITON XLP 300A fluorescent instrument (Serial number 117327). The instrument operates in two modes: standard mode and time corrected mode (Lead in Paint K+L variable reading time mode). The standard is a method selected for the NIST reference readings to ensure that the instrument is working according to the manufacturer performance characteristics sheet (PCS). The selected mode for sampling of components was the time corrected mode (Lead in Paint variable reading time mode), which allows reference to the abatement level set at 1.0 mg/cm2. The results are reported at a 95% confidence level, and the quality of the testing is verified according to the manufacturer's recommendations.

NOTE:

If the results of the surface analyzed by the XRF Spectrum Analyzer are less than 1.0 mg/cm2, it is considered negative.

If the results of the surface analyzed by the XRF Spectrum Analyzer are equal to or greater than 1.0 mg/cm2, it is considered positive.

In case of inconclusive results, Paint Chip (sample of the past) will be analyzed at a certified laboratory and reported by weight in ppm.

Component sampling was conducted using a clockwise path for all spaces, including exterior sides of selection, as per the following figure:

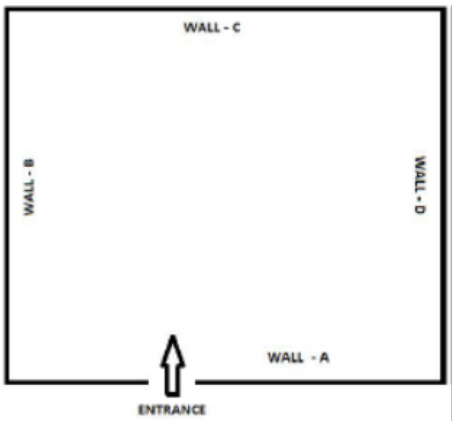

V. Results

The results of the tested components are shown in Appendix II. A total of one hundred and nineteen (119) XRF readings were taken. No LBP components were found at the time of this survey on the inspected surfaces (exterior perimeter only).

VI. Conclusions

The LBP survey was conducted for the building T-0878-0-67-00 located in Urb. Ind. Ramal 333, Carr. 116, Guánica, P.R.

NO LEAD BASE PAINT COMPONENTS WERE FOUND ON THE EXTERIOR PERIMETER AT THE TIME OF THIS SURVEY. HOWEVER, THE BUILDING HAS A RED PLACARD, SEE APPENDIX V. THEREFORE, THE INTERIOR OF THE BUILDING WAS NOT INSPECTED, AND ALL INTERIOR SURFACES ARE CONSIDERED POSITIVE TO LEAD BASE PAINT COMPONENTS.

The LBP survey relates to surfaces accessible and not covered by rigid barriers. Should any hidden surfaces or components be present, they must be assumed to be painted with LBP or with positive results.

VII. Conditions and Limitations – Disclaimer

Integrated Global Solutions has performed this lead base paint survey in a thorough and professional manner consistent with commonly accepted industry standards. The preparer cannot guarantee and does not warrant that this evaluation has identified all adverse environmental factors and/or conditions affecting this property on the date of the survey. The results reported and conclusions reached by the preparer are solely for the benefit of the owner. The results and opinions in this report, based solely on the conditions found at the property on the date of the survey, are valid only on that date. The preparer assumes no obligation to advise the owner of any changes in any real or potential lead base paint hazards at this facility beyond the date of the survey.

VIII. Recommendations

According to the PREQB lead regulations, prior to demolishing a structure containing lead base paint, the contaminated surfaces or substrates must be abated or removed. The waste generated must be characterized to determine if the waste generated is hazardous or non-hazardous waste according to the regulations. The firm contracted to provide the abatement services must hold proper certification, and its workers and supervisors must be accredited by a training provider approved by PREQB.

INTEGRATED GLOBAL SOLUTIONS
90 Road 165 Suite 307 CIM, Tower 2 Guaynabo, PR 00968
T: 787-693-7777 / 787-693-8887 | F: 787.693.0888
www.integrated-corp.com

APPENDIX I. GENERAL VIEW OF INSPECTED STRUCTURE

INTEGRATED GLOBAL SOLUTIONS
90 Road 165 Suite 307 CIM, Tower 2 Guaynabo, PR 00968
T: 787-693-7777 / 787-693-8887 | F: 787.693.0888
www.integrated-corp.com

T-0878-0-67-00

FACILITIES



INTEGRATED GLOBAL SOLUTIONS
90 Road 165 Suite 307 CIM, Tower 2 Guaynabo, PR 00968
T: 787-693-7777 / 787-693-8887 | F: 787.693.0888
www.integrated-corp.com

APPENDIX II. XRF DATA

XRF Form for Lead Base Paint Inspection

Customer Name:	*Eng. Miguel A. Bonilla P.S.C.*	**Project Name:**	*Building T-0878*
Contact:	*Isander Silva Torres*	**Total Samples:**	*119*
Phone / Email:	787-219-7397/isilva@integrated-corp.com	**Bldg/Structure:**	*Exterior Only*
Collected By:	*Miguel A. Cortés*	**Floor:**	*Ground*
Date:	*January 28, 2026*	**XRF Serial No.**	*117327*
Project Description:	LBP Inspection		

Reading #	Structure	Room	Substrate	Color	Component & Location	Reading (mg/cm²)	Paint Condition	Measurement
1	Calibration					0.90		
2	Calibration					0.80		
3	Calibration					1.0		
4	*Exterior perimeter*	Perimeter Walls	Concrete	Cream	Wall A	0.14	Poor	
5	*Exterior perimeter*	Perimeter Walls	Concrete	Cream	Wall A	0.03	Poor	
6	*Exterior perimeter*	Perimeter Walls	Concrete	Cream	Wall A	0.29	Poor	
7	*Exterior perimeter*	Perimeter Walls	Concrete	Cream	Wall A	0.20	Poor	
8	*Exterior perimeter*	Perimeter Walls	Concrete	Cream	Step Raisers	0.03	Poor	
9	*Exterior perimeter*	Perimeter Walls	Concrete	Cream	Low Wall	0.07	Poor	
10	*Exterior perimeter*	Perimeter Walls	Concrete	Cream	Low Wall	0.01	Poor	
11	*Exterior perimeter*	Perimeter Walls	Metal	White	Handrail	0.25	Poor	
12	*Exterior perimeter*	Perimeter Walls	Metal	White	Handrail	0.03	Poor	
13	*Exterior perimeter*	Perimeter Walls	Metal	White	Handrail	0.05	Poor	
14	*Exterior perimeter*	Perimeter Walls	Metal	White	Handrail	0.09	Poor	
15	*Exterior perimeter*	Perimeter Walls	Metal	White	Handrail	0.20	Poor	

Substrate: Concrete (C), Ceramic (Ce), Metal (M), Brich (B), Wood (W), Plaster (P). Color: White (W) Brown (Br), Cream (Cr), Blue (Bl), Yellow (Y), Green (Gr), Gray (Gy), Pink (P)

XRF Form for Lead Base Paint Inspection

Customer Name:	*Eng. Miguel A. Bonilla P.S.C.*	**Project Name:**	*Building T-0878*
Contact:	*Isander Silva Torres*	**Total Samples:**	*119*
Phone / Email:	787-219-7397/isilva@integrated-corp.com	**Bldg/Structure:**	*Exterior Only*
Collected By:	*Miguel A. Cortés*	**Floor:**	*Ground*
Date:	*January 28, 2026*	**XRF Serial No.**	*117327*
Project Description:	**LBP Inspection**		

Reading #	Structure	Room	Substrate	Color	Component & Location	Reading (mg/cm²)	Paint Condition	Measurement
16	*Exterior perimeter*	Perimeter Walls	Metal	White	Support Column	0.22	Poor	
17	*Exterior perimeter*	Perimeter Walls	Metal	White	Support Column	0.26	Poor	
18	*Exterior perimeter*	Perimeter Walls	Metal	White	Double Door	0.05	Poor	
19	*Exterior perimeter*	Perimeter Walls	Metal	White	Double Door Frame	0.23	Poor	
20	*Exterior perimeter*	Perimeter Walls	Concrete	White	Overhang	0.27	Poor	
21	*Exterior perimeter*	Perimeter Walls	Concrete	White	Upper Trim	0.03	Poor	
22	*Exterior perimeter*	Perimeter Walls	Metal	White	Window	0.25	Poor	
23	*Exterior perimeter*	Perimeter Walls	Metal	White	Window	0.08	Poor	
24	*Exterior perimeter*	Perimeter Walls	Metal	White	Window	0.15	Poor	
25	*Exterior perimeter*	Perimeter Walls	Metal	White	Window	0.07	Poor	
26	*Exterior perimeter*	Perimeter Walls	Metal	White	Window	0.23	Poor	
27	*Exterior perimeter*	Perimeter Walls	Metal	White	Window	0.03	Poor	
28	*Exterior perimeter*	Perimeter Walls	Metal	White	Window	0.08	Poor	
29	*Exterior perimeter*	Perimeter Walls	Metal	White	Window Safety Gate	0.03	Poor	
30	*Exterior perimeter*	Perimeter Walls	Metal	White	Window Safety Gate	0.05	Poor	

Substrate: Concrete (C), Ceramic (Ce), Metal (M), Brich (B), Wood (W), Plaster (P). Color: White (W) Brown (Br), Cream (Cr), Blue (Bl), Yellow (Y), Green (Gr), Gray (Gy), Pink (P)

XRF Form for Lead Base Paint Inspection

Customer Name:	*Eng. Miguel A. Bonilla P.S.C.*	**Project Name:**	*Building T-0878*
Contact:	*Isander Silva Torres*	**Total Samples:**	*119*
Phone / Email:	787-219-7397/isilva@integrated-corp.com	**Bldg/Structure:**	*Exterior Only*
Collected By:	*Miguel A. Cortés*	**Floor:**	*Ground*
Date:	*January 28, 2026*	**XRF Serial No.**	*117327*
Project Description:	LBP Inspection		

Reading #	Structure	Room	Substrate	Color	Component & Location	Reading (mg/cm²)	Paint Condition	Measurement
31	*Exterior perimeter*	Perimeter Walls	Metal	White	Window Safety Gate	0.01	Poor	
32	*Exterior perimeter*	Perimeter Walls	Metal	White	Window Safety Gate	0.29	Poor	
33	*Exterior perimeter*	Perimeter Walls	Metal	White	Window Safety Gate	0.17	Poor	
34	*Exterior perimeter*	Perimeter Walls	Metal	White	Window Safety Gate	0.16	Poor	
35	*Exterior perimeter*	Perimeter Walls	Metal	White	Window Safety Gate	0.10	Poor	
36	*Exterior perimeter*	Perimeter Walls	Concrete	Cream	Wall B	0.26	Poor	
37	*Exterior perimeter*	Perimeter Walls	Concrete	Cream	Wall B	0.14	Poor	
38	*Exterior perimeter*	Perimeter Walls	Concrete	Cream	Wall B	0.03	Poor	
39	*Exterior perimeter*	Perimeter Walls	Concrete	Cream	Overhang	0.20	Poor	
40	*Exterior perimeter*	Perimeter Walls	Metal	White	Window	0.28	Poor	
41	*Exterior perimeter*	Perimeter Walls	Metal	White	Window	0.09	Poor	
42	*Exterior perimeter*	Perimeter Walls	Metal	White	Window	0.12	Poor	
43	*Exterior perimeter*	Perimeter Walls	Metal	White	Window	0.22	Poor	
44	*Exterior perimeter*	Perimeter Walls	Metal	White	Window	0.12	Poor	
45	*Exterior perimeter*	Perimeter Walls	Metal	White	Window	0.05	Poor	

Substrate: Concrete (C), Ceramic (Ce), Metal (M), Brich (B), Wood (W), Plaster (P). Color: White (W) Brown (Br), Cream (Cr), Blue (Bl), Yellow (Y), Green (Gr), Gray (Gy), Pink (P)

XRF Form for Lead Base Paint Inspection

Customer Name:	*Eng. Miguel A. Bonilla P.S.C.*	**Project Name:**	*Building T-0878*
Contact:	*Isander Silva Torres*	**Total Samples:**	*119*
Phone / Email:	787-219-7397/isilva@integrated-corp.com	**Bldg/Structure:**	*Exterior Only*
Collected By:	*Miguel A. Cortés*	**Floor:**	*Ground*
Date:	*January 28, 2026*	**XRF Serial No.**	*117327*
Project Description:	**LBP Inspection**		

Reading #	Structure	Room	Substrate	Color	Component & Location	Reading (mg/cm²)	Paint Condition	Measurement
46	*Exterior perimeter*	Perimeter Walls	Metal	White	Window Safety Gate	0.17	Poor	
47	*Exterior perimeter*	Perimeter Walls	Metal	White	Window Safety Gate	0.24	Poor	
48	*Exterior perimeter*	Perimeter Walls	Metal	White	Window Safety Gate	0.06	Poor	
49	*Exterior perimeter*	Perimeter Walls	Metal	White	Window Safety Gate	0.27	Poor	
50	*Exterior perimeter*	Perimeter Walls	Metal	White	Window Safety Gate	0.24	Poor	
51	*Exterior perimeter*	Perimeter Walls	Metal	White	Window Safety Gate	0.18	Poor	
52	*Exterior perimeter*	Perimeter Walls	Concrete	Cream	Wall C	0.14	Poor	
53	*Exterior perimeter*	Perimeter Walls	Concrete	Cream	Wall C	0.14	Poor	
54	*Exterior perimeter*	Perimeter Walls	Concrete	Cream	Wall C	0.13	Poor	
55	*Exterior perimeter*	Perimeter Walls	Concrete	Cream	Wall C	0.09	Poor	
56	*Exterior perimeter*	Perimeter Walls	Metal	White	Window	0.12	Poor	
57	*Exterior perimeter*	Perimeter Walls	Metal	White	Window	0.23	Poor	
58	*Exterior perimeter*	Perimeter Walls	Metal	White	Window	0.02	Poor	
59	*Exterior perimeter*	Perimeter Walls	Metal	White	Window Safety Gate	0.10	Poor	
60	*Exterior perimeter*	Perimeter Walls	Metal	White	Window Safety Gate	0.28	Poor	

Substrate: Concrete (C), Ceramic (Ce), Metal (M), Brich (B), Wood (W), Plaster (P). Color: White (W) Brown (Br), Cream (Cr), Blue (Bl), Yellow (Y), Green (Gr), Gray (Gy), Pink (P)

XRF Form for Lead Base Paint Inspection

Customer Name:	*Eng. Miguel A. Bonilla P.S.C.*	**Project Name:**	*Building T-0878*
Contact:	*Isander Silva Torres*	**Total Samples:**	*119*
Phone / Email:	787-219-7397/isilva@integrated-corp.com	**Bldg/Structure:**	*Exterior Only*
Collected By:	*Miguel A. Cortés*	**Floor:**	*Ground*
Date:	*January 28, 2026*	**XRF Serial No.**	*117327*
Project Description:	**LBP Inspection**		

Reading #	Structure	Room	Substrate	Color	Component & Location	Reading (mg/cm²)	Paint Condition	Measurement
61	*Exterior perimeter*	Perimeter Walls	Metal	White	Window Safety Gate	0.23	Poor	
62	*Exterior perimeter*	Perimeter Walls	Concrete	Cream	Step Raisers	0.05	Poor	
63	*Exterior perimeter*	Perimeter Walls	Metal	White	Door	0.13	Poor	
64	*Exterior perimeter*	Perimeter Walls	Metal	Cream	Door Frame	0.19	Poor	
65	*Exterior perimeter*	Perimeter Walls	Concrete	Cream	Overhang	0.16	Poor	
66	*Exterior perimeter*	Perimeter Walls	Concrete	Cream	Upper Trim	0.22	Poor	
67	*Exterior perimeter*	Perimeter Walls	Metal	White	Window	0.27	Poor	
68	*Exterior perimeter*	Perimeter Walls	Metal	White	Window	0.23	Poor	
69	*Exterior perimeter*	Perimeter Walls	Metal	White	Window	0.03	Poor	
70	*Exterior perimeter*	Perimeter Walls	Metal	White	Window	0.26	Poor	
71	*Exterior perimeter*	Perimeter Walls	Metal	White	Window Safety Gate	0.28	Poor	
72	*Exterior perimeter*	Perimeter Walls	Metal	White	Window Safety Gate	0.05	Poor	
73	*Exterior perimeter*	Perimeter Walls	Metal	White	Window Safety Gate	0.10	Poor	
74	*Exterior perimeter*	Perimeter Walls	Metal	White	Window Safety Gate	0.15	Poor	
75	*Exterior perimeter*	Loading Bay	Concrete	Cream	Low Wall	0.17	Poor	

Substrate: Concrete (C), Ceramic (Ce), Metal (M), Brich (B), Wood (W), Plaster (P). Color: White (W) Brown (Br), Cream (Cr), Blue (Bl), Yellow (Y), Green (Gr), Gray (Gy), Pink (P)

XRF Form for Lead Base Paint Inspection

Customer Name:	*Eng. Miguel A. Bonilla P.S.C.*	**Project Name:**	*Building T-0878*
Contact:	*Isander Silva Torres*	**Total Samples:**	*119*
Phone / Email:	787-219-7397/isilva@integrated-corp.com	**Bldg/Structure:**	*Exterior Only*
Collected By:	*Miguel A. Cortés*	**Floor:**	*Ground*
Date:	*January 28, 2026*	**XRF Serial No.**	*117327*
Project Description:	**LBP Inspection**		

Reading #	Structure	Room	Substrate	Color	Component & Location	Reading (mg/cm^2)	Paint Condition	Measurement
76	*Exterior perimeter*	Loading Bay	Concrete	Cream	Low Wall	0.04	Poor	
77	*Exterior perimeter*	Loading Bay	Concrete	Cream	Low Wall	0.06	Poor	
78	*Exterior perimeter*	Loading Bay	Concrete	Cream	Low Wall	0.07	Poor	
79	*Exterior perimeter*	Loading Bay	Concrete	Cream	Step Raisers	0.15	Poor	
80	*Exterior perimeter*	Loading Bay	Concrete	Cream	Step Raisers	0.02	Poor	
81	*Exterior perimeter*	Loading Bay	Metal	Cream	Support Column	0.19	Poor	
82	*Exterior perimeter*	Loading Bay	Metal	Cream	Support Column	0.10	Poor	
83	*Exterior perimeter*	Loading Bay	Metal	Cream	Support Column	0.17	Poor	
84	*Exterior perimeter*	Loading Bay	Metal	Cream	Support Column	0.18	Poor	
85	*Exterior perimeter*	Loading Bay	Metal	White	Door	0.10	Poor	
86	*Exterior perimeter*	Loading Bay	Metal	White	Door Frame	0.24	Poor	
87	*Exterior perimeter*	Loading Bay	Concrete	White	Ceiling	0.04	Poor	
88	*Exterior perimeter*	Loading Bay	Metal	Yellow	Bumper Stop	0.02	Poor	
89	*Exterior perimeter*	Loading Bay	Metal	Yellow	Bumper Stop	0.15	Poor	
90	*Exterior perimeter*	Loading Bay	Metal	Yellow	Bumper Stop	0.17	Poor	

Substrate: Concrete (C), Ceramic (Ce), Metal (M), Brich (B), Wood (W), Plaster (P). Color: White (W) Brown (Br), Cream (Cr), Blue (Bl), Yellow (Y), Green (Gr), Gray (Gy), Pink (P)

XRF Form for Lead Base Paint Inspection

Customer Name:	*Eng. Miguel A. Bonilla P.S.C.*	**Project Name:**	*Building T-0878*
Contact:	*Isander Silva Torres*	**Total Samples:**	*119*
Phone / Email:	787-219-7397/isilva@integrated-corp.com	**Bldg/Structure:**	*Exterior Only*
Collected By:	*Miguel A. Cortés*	**Floor:**	*Ground*
Date:	*January 28, 2026*	**XRF Serial No.**	*117327*
Project Description:	**LBP Inspection**		

Reading #	Structure	Room	Substrate	Color	Component & Location	Reading (mg/cm²)	Paint Condition	Measurement
91	*Exterior perimeter*	Loading Bay	Metal	Yellow	Bumper Stop	0.10	Poor	
92	*Exterior perimeter*	Perimeter Walls	Concrete	Cream	Wall D	0.29	Poor	
93	*Exterior perimeter*	Perimeter Walls	Concrete	Cream	Wall D	0.07	Poor	
94	*Exterior perimeter*	Perimeter Walls	Concrete	Cream	Wall D	0.09	Poor	
95	*Exterior perimeter*	Perimeter Walls	Metal	White	Gate	0.27	Poor	
96	*Exterior perimeter*	Perimeter Walls	Metal	White	Window	0.19	Poor	
97	*Exterior perimeter*	Perimeter Walls	Metal	White	Window	0.26	Poor	
98	*Exterior perimeter*	Perimeter Walls	Metal	White	Window	0.05	Poor	
99	*Exterior perimeter*	Perimeter Walls	Metal	White	Window	0.28	Poor	
100	*Exterior perimeter*	Perimeter Walls	Metal	White	Window Safety Gate	0.28	Poor	
101	*Exterior perimeter*	Perimeter Walls	Metal	White	Window Safety Gate	0.28	Poor	
102	*Exterior perimeter*	Perimeter Walls	Metal	White	Window Safety Gate	0.23	Poor	
103	*Exterior perimeter*	Perimeter Walls	Metal	White	Window Safety Gate	0.28	Poor	
104	*Exterior perimeter*	Perimeter Walls	Metal	White	Window Safety Gate	0.30	Poor	
105	*Exterior perimeter*	Perimeter Walls	Concrete	Cream	Overhang	0.19	Poor	

Substrate: Concrete (C), Ceramic (Ce), Metal (M), Brich (B), Wood (W), Plaster (P). Color: White (W) Brown (Br), Cream (Cr), Blue (Bl), Yellow (Y), Green (Gr), Gray (Gy), Pink (P)

XRF Form for Lead Base Paint Inspection

Customer Name:	*Eng. Miguel A. Bonilla P.S.C.*	**Project Name:**	*Building T-0878*
Contact:	*Isander Silva Torres*	**Total Samples:**	*119*
Phone / Email:	787-219-7397/isilva@integrated-corp.com	**Bldg/Structure:**	*Exterior Only*
Collected By:	*Miguel A. Cortés*	**Floor:**	*Ground*
Date:	*January 28, 2026*	**XRF Serial No.**	*117327*
Project Description:	LBP Inspection		

Reading #	Structure	Room	Substrate	Color	Component & Location	Reading (mg/cm²)	Paint Condition	Measurement
106	*Interior Perimeter*	RED PLACARD, UNSAFE. ALL INTERIOR SURFACES CONSIDERED POSITIVE					Damage	
107	*Exterior perimeter*	Perimeter Walls	Metal	White	Window Safety Gate	0.01	Poor	
108	*Exterior perimeter*	Loading Bay	Metal	Cream	Support Column	0.02	Poor	
109	*Exterior perimeter*	Perimeter Walls	Metal	White	Window	0.03	Poor	
110	*Exterior perimeter*	Perimeter Walls	Concrete	Cream	Wall C	0.03	Poor	
111	*Exterior perimeter*	Perimeter Walls	Metal	White	Window Safety Gate	0.03	Poor	
112	*Exterior perimeter*	Perimeter Walls	Concrete	White	Overhang	0.03	Poor	
113	*Exterior perimeter*	Perimeter Walls	Metal	White	Window	0.02	Poor	
114	*Exterior perimeter*	Perimeter Walls	Concrete	Cream	Upper Trim	0.01	Poor	
115	*Exterior perimeter*	Perimeter Walls	Metal	White	Window Safety Gate	0.03	Poor	
116	*Exterior perimeter*	Loading Bay	Metal	Yellow	Bumper Stop	0.04	Poor	
117	Calibration					1.0		
118	Calibration					1.0		
119	Calibration					1.0		

Substrate: Concrete (C), Ceramic (Ce), Metal (M), Brich (B), Wood (W), Plaster (P). Color: White (W) Brown (Br), Cream (Cr), Blue (Bl), Yellow (Y), Green (Gr), Gray (Gy), Pink (P)

INTEGRATED GLOBAL SOLUTIONS
90 Road 165 Suite 307 CIM, Tower 2 Guaynabo, PR 00968
T: 787-693-7777 / 787-693-8887 | F: 787.693.0888
www.integrated-corp.com

APPENDIX III. COMPANY AND INSPECTOR CREDENTIALS

INTEGRATED GLOBAL SOLUTIONS
90 Road 165 Suite 307 CIM, Tower 2 Guaynabo, PR 00968
T: 787-693-7777 / 787-693-8887 | F: 787.693.0888
www.integrated-corp.com

COMPANY CREDENTIALS

DEPARTAMENTO DE RECURSOS NATURALES Y AMBIENTALES

DRNA

GOBIERNO DE PUERTO RICO

Este certificado es otorgado a:

INTEGRATED GLOBAL SOLUTIONS

Por haber cumplido con los requisitos establecidos en el Capítulo VI, Regla 127 del Reglamento para el Manejo Adecuado de Actividades de Pintura con Base de Plomo. Se le otorga esta certificación como **Firma** para llevar a cabo actividades relacionadas a Mitigación de Pintura con base de plomo en la jurisdicción de Puerto Rico.

Número de Certificado

LBPF-22425-031

Fecha de emisión: Agosto 25, 2025
Fecha de Expiración: Agosto 24, 2026

Firma Autorizada
Departamento de Recursos Naturales
y Ambientales

INTEGRATED GLOBAL SOLUTIONS
90 Road 165 Suite 307 CIM, Tower 2 Guaynabo, PR 00968
T: 787-693-7777 / 787-693-8887 | F: 787.693.0888
www.integrated-corp.com

INSPECTOR CREDENTIALS



INTEGRATED GLOBAL SOLUTIONS
90 Road 165 Suite 307 CIM, Tower 2 Guaynabo, PR 00968
T: 787-693-7777 / 787-693-8887 | F: 787.693.0888
www.integrated-corp.com

APPENDIX IV. XRF PCS

ThermoFisher SCIENTIFIC

HOME | SAVE CERT | CLEAR FORM

The world leader in serving science

Thermo Scientific Portable XRF Analyzers
Isotope Radiation Survey Certificate

Instrument Model:	XLp 300A
Instrument S/N:	117327

Detector Model:	RadEye B20-ER
Detector S/N:	0213
Calibration Date:	4/5/2022

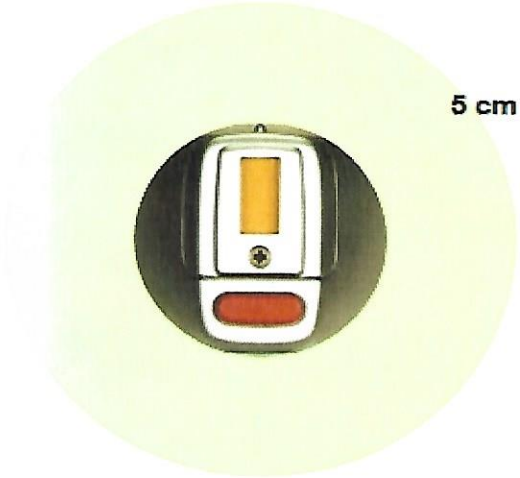

Dose rate (µrem/hr)* (100.0 µrem = 0.1 mrem = 1.0 µSv)	
Background	**5 cm**
11	**0**

*All recorded measurements are net above background.

• Dose rate measurements taken at 360°perpendicular to instrument with the shutter closed (i.e., sources in the shielded position.

** The survey results indicate that the dose rate does not exceed 0.05 milirem per hour at any point 5 cm [< 50 µrem/hr at 5 cm] from the surface of the device.

Conducted by: David Nop

Survey Date: 9/13/2022

TODAY

Thermo Scientific 2 Radcliff Road Tewksbury MA 01876 +1 978-670-7460 www.thermoscientific.com/pai
Portable Analytical Instruments USA +1 978-670-7430 fax 800-875-1578 (toll free)

ThermoFisher SCIENTIFIC

Certificate of Calibration

Paint QC Sheet
Document #: 140-00206
Revision: F1
Revision Date: 7 July 2020

Serial Number:	117327	Model: **Niton**	XLp 300A	Software:	5.2F-Dual	Date of Q.C.:	9/13/2022
Resolution:	370.53	Escale:	4.53	Source:	CD-109	Inspector:	RC

K+L 20 Sec Readings

Std	L	Lerr	K	Kerr	DI	L Status	K Status
1.0 Surface Wood-1	1.00	0.10	1.00	0.40	1.1	OK	OK
1.0 Surface Wood-2	1.00	0.10	1.10	0.40	1.1	OK	OK
1.0 Buried Wood-1	1.00	0.10	1.00	0.40	2.2	OK	OK
1.0 Buried Wood-2	1.00	0.10	1.10	0.40	2.2	OK	OK
Blank Wood-1	0.00	0.02	0.30	0.34	1.0	OK	OK
Blank Wood-2	0.00	0.02	0.50	0.30	1.6	OK	OK
3.5 Surface Wood-1	3.60	0.20	3.50	0.50	1.2	OK	OK
3.5 Surface Wood-1	3.60	0.20	3.50	0.50	1.3	OK	OK
0.3 Surface Concrete-1	0.29	0.03	0.60	0.50	1.0	OK	OK
0.3 Surface Concrete-2	0.29	0.03	0.70	0.50	1.0	OK	OK
Steel-1	0.02	0.04	-0.02	0.54	8.3	OK	OK
Steel-2	0.05	0.08	-0.12	0.55	10.0	OK	OK
Pure Pb-1	10.10	2.00	82.30	2.60	1.7	OK	OK
Pure Pb-2	10.10	1.60	81.90	2.60	1.6	OK	OK
1.0 Surface Drywall-1	1.00	0.10	1.30	0.40	1.0	OK	OK
1.0 Surface Drywall-2	1.00	0.10	1.40	0.40	1.0	OK	OK

K+L 20 Sec Readings

Std	Time	Result	
Drywall-1	2.03	0.00	OK
Drywall-2	2.03	0.00	OK
French Plaster-1	2.71	0.00	OK
French Plaster-2	3.38	0.00	OK

This certificate is issued in accordance with Thermo Fisher Scientific factory specifications.
The measurements were found to be within specification limits at the time of manufacture and calibration.

Standards are traceable to National Institute of Standards & Technology (NIST) standards.

Signed:



Steve Introne
Director of Quality and Regulatory

Thermo Scientific
Portable Analytical Instruments

2 Radcliff Road
Tewksbury, MA 01876
USA

+1 978 670-7460 ph
+1 978 670-7430 fax
www.thermoscientific.com/pai

ThermoFisher SCIENTIFIC

The world leader in serving science

SEALED SOURCE LEAK TEST CERTIFICATE

Certificate # : **7274**

LEAK TEST LABORATORY INFORMATION			
COMPANY NAME	THERMO SCIENTIFIC PORTABLE ANALYTICAL INSTRUMENTS		
LICENSE NUMBER	MASSACHUSETTS 55-0238	CONTACT NAME/ASST.RSO	Jose Hernandez
ADDRESS	2 RADCLIFF ROAD	CONTACT NUMBER	978-513-3634
	TEWKSBURY MA 01876	FAX NUMBER	978-670-7411

A copy of certificate should be maintained for a minimum of 3 years and for inspection by the regulatory agency.

SAMPLE KIT INFORMATION

Sample ID # : N-7133

Sample date : 8/31/2022

SEALED SOURCE INFORMATION

Manufacturer : Eckert & Ziegler

Source model : XCd9.06

Source serial number : TR4894

Radioisotope : Cd-109

Assay Date : 11/15/2022

Activity (mCi) : 40

DEVICE/ANALYZER INFORMATION

Device make : Thermo Scientific Portable XRF Analyzers

Device model : XLp

Serial number : 117327

LEAK TEST RESULT:

Analysis of the above sample kit on date **8/31/2022** yield the following result:

☑ The analysis of the radioactive material of this leak test sample indicated the activity present is less than 0.005 uCi (or 185 Bq). The source may be used as authorized.

☐ Statistical analysis of the radioactive count data of this leak test sample indicated the activity present is greater than 0.005 uCi (or 185 Bq). This source should be considered leaking. Consult your device operations procedure; place this source in storage or quarantine area and make the required notification to your regulatory agency.

DEVICE/SOURCE LEAK TEST IS DUE ON OR BEFORE 2/28/2023

Leak test performed by: David Nop

Certified by: Ronald Cardarelli

Ronald Cardarelli, RSO, CN

Date: 8/31/2022

INTEGRATED GLOBAL SOLUTIONS
90 Road 165 Suite 307 CIM, Tower 2 Guaynabo, PR 00968
T: 787-693-7777 / 787-693-8887 | F: 787.693.0888
www.integrated-corp.com

APPENDIX V. RED PLACARD

INTEGRATED GLOBAL SOLUTIONS
90 Road 165 Suite 307 CIM, Tower 2 Guaynabo, PR 00968
T: 787-693-7777 / 787-693-8887 | F: 787.693.0888
www.integrated-corp.com

UNSAFE

DO NOT ENTER OR OCCUPY
(THIS PLACARD IS NOT A DEMOLITION ORDER)

This structure has been inspected, found to be seriously damaged and is unsafe to occupy, as described below:

Se observaron grietas estructurales severas en las articulaciones de columna con viga en los siguientes ejes (B, 1), (C, 1), (D, 1) y (C, 5). Se observaron grietas estructurales severas en las siguientes vigas: Viga entre ejes (B-C, 1) y eje C. Se observaron grietas severas en las siguientes articulaciones de viguetas (Pacadar) con vigas de hormigón. Eje D, entre ejes (B, 1-5), eje (B, 4), eje (C, 4), entre ejes (C, 3-4) y entre ejes (C, 4-5). Hay separaciones esporádicas en juntas de construcción y expansión de losa de piso sobre relleno.

Do not enter, except as specifically authorized in writing by jurisdiction. Entry may result in death or injury.

Facility Name and Address:

Yamse Distributors, Corp. (PRIDCO #T-0878-0-67-00)
Carretera PR-116, Ramal PR-333, Barrio Carenero, Zona Industrial
Guánica, PR 00653

Date 4 de febrero de 2020

Time 1:19 PM - 4:00 PM

This facility was inspected under emergency conditions for:

Compañía de Fomento Industrial de Puerto Rico (PRIDCO)
(Jurisdiction)

Inspector ID / Agency

Miguel Bonilla Sotomayor, P.E
Licencia 13962

Do Not Remove, Alter, or Cover this Placard until Authorized by Governing Authority

GOBIERNO DE PUERTO RICO
OFICINA DEL GOBERNADOR
JUNTA DE CALIDAD AMBIENTAL

Área de Calidad de Agua

OGPe Oficina de Gerencia de Permisos

Forma PGC-009

CERTIFICACION DE NO PRESENCIA DE ASBESTO EN ESTRUCTURAS A DEMOLERSE

(Deberá completarse en letra de molde o impresa)

NUM. PERMISO: _____

Yo, Miguel A. Cortés Santiago (Nombre), mayor de edad, Soltero (Estado Civil), y vecino de Bayamón (Municipio)

Dirección Postal P.O. Box 2432 Bayamón P.R. (Pueblo) 00960 (Zip Code)

Teléfonos: Residencial (787) 567 - 2123 Oficina (787) 693 - 7777 Ext._____
Fax (_____) _____ - _____

Certifico que: Building T-0575-0-62-00

1. La estructura localizada en Urb. Ind. Ramal, Carr. 116 Km. 0.1 Guánica, P.R., la cual será objeto de una demolición se encuentra libre de asbesto.
2. La información antes indicada es cierta y correcta.
3. Afirmo y reconozco las consecuencias de incluir y someter información falsa en este documento.
4. Para que así conste, firmo la presente certificación en Guaynabo (Municipio) de Puerto Rico, hoy día 1 de junio de 2026

_____
Firma y Sello del Profesional o
Firma del Inspector de Asbesto registrado por la JCA (Original)

Nota: Ingenieros o Arquitectos deberán someter evidencia de que se encuentra al día en el pago de sus cuotas de colegiación e Inspectores de Asbesto deberán someter evidencia de la tarjeta de registro provista por la JCA.

Dirección Física: Ave. Ponce de León 1308, Carr. Estatal 8838, Sector el Cinco, Río Piedras, PR 00926
Dirección Postal: Apartado 11488, Santurce, PR 00910-1488
Tel. (787) 767-8181 • Fax (787) 767-1962

PUERTO RICO VERDE

NOTA: SE ESTÁ EMITIENDO UNA CERTIFICACIÓN NEGATIVA PARCIAL. ESTA CERTIFICACIÓN NO CUBRE LOS COMPONENTES QUE SE ASUMIERON POSITIVOS A ASBESTO EN EL INTERIOR DE LA ESTRUCTURA Y EN EL TECHO, YA QUE LA MISMA NO SE PUDO INSPECCIONAR PORQUE EL EDIFICIO ESTÁ ESTRUCTURALMENTE COMPROMETIDO Y POR SEGURIDAD NO SE PUDO ACCEDER AL INTERIOR. LA ESTRUCTURA TIENE TARJETA ROJA.



ASB-0426-0131-SI
Número de Registro

9-apr-2027
Fecha de vencimiento

TARJETA DE REGISTRO
PARA LA REMOCION DE ASBESTO

Esta tarjeta autoriza a:

Miguel A. Cortés Santiago

Inspector

A trabajar en la remoción de asbesto en Puerto Rico. Esta persona **NO** es un empleado del DRNA.

Firma Autorizada - Departamento Recursos Naturales y Ambientales

GOBIERNO DE PUERTO RICO
OFICINA DEL GOBERNADOR
JUNTA DE CALIDAD AMBIENTAL

Área de Calidad de Agua

OGPe Oficina de Gerencia de Permisos

Forma PGC-010

CERTIFICACION DE NO PRESENCIA DE PINTURA CON BASE DE PLOMO EN ESTRUCTURAS A DEMOLERSE

(Deberá completarse en letra de molde o impresa)

NUM. PERMISO: _____

Yo, Miguel A. Cortés Santiago (Inspector o Evaluador de Riesgos), mayor de edad, Soltero (Estado Civil), y vecino de Bayamón (Municipio)

Dirección Postal P.O. Box 2432 Bayamón P.R. (Pueblo) 00960 (Zip Code)

Teléfonos: Residencial (787) 567 - 2123 Oficina (787) 693 - 7777 Ext._____
Fax (_____) _____- _____

Certifico que: **Building T-0575-0-62-00**

1. Estoy certificado por la Junta de Calidad Ambiental como (☒Inspector / ☐ Evaluador de Riesgos) con Número de Certificación LBPI-29625-383, la cual se encuentra vigente.
2. La estructura localizada en **Urb. Ind. Ramal, Carr. 116 Km. 0.1 Guánica, P.R.**, la cual será objeto de una demolición se encuentra libre de pintura con base de plomo.
3. La información antes indicada es cierta y correcta.
4. Afirmo y reconozco las consecuencias de incluir y someter información falsa en este documento.
5. Para que así conste, firmo la presente certificación en Guaynabo (Municipio) de Puerto Rico, hoy día 1 de junio de 2026



_____
Firma del Inspector o Evaluador de Riesgos (en original)

Nota : Deberá someter evidencia de la tarjeta o certificado provista por la JCA.

Dirección Física: Ave. Ponce de León 1308, Carr. Estatal 8838, Sector el Cinco, Río Piedras, PR 00926 Dirección Postal: Apartado 11488, Santurce, PR 00910-1488
Tel. (787) 767-8181 • Fax (787) 767-1962

PUERTO RICO VERDE

NOTA: SE ESTÁ EMITIENDO UNA CERTIFICACIÓN NEGATIVA PARCIAL. ESTA CERTIFICACIÓN NO CUBRE LOS COMPONENTES QUE SE ASUMIERON POSITIVOS A PLOMO EN EL INTERIOR DE LA ESTRUCTURA Y EN EL TECHO, YA QUE LA MISMA NO SE PUDO INSPECCIONAR PORQUE EL EDIFICIO ESTÁ ESTRUCTURALMENTE COMPROMETIDO Y POR SEGURIDAD NO SE PUDO ACCEDER AL INTERIOR. LA ESTRUCTURA TIENE TARJETA ROJA.

CERTIFICACIÓN PLOMO PUERTO RICO



Esta tarjeta autoriza a:

Miguel A. Cortés Santiago

Para realizar actividades relacionadas a Mitigación de Pintura con Base de Plomo

Disciplina: **Inspector**

Fecha de Expiración: Noviembre 11, 2026

Certificación #:

LBPI-29625-383

DEPARTAMENTO DE RECURSOS NATURALES Y AMBIENTALES

DRNA

GOBIERNO DE PUERTO RICO

Firma Autorizada

GOBIERNO DE PUERTO RICO
OFICINA DEL GOBERNADOR
JUNTA DE CALIDAD AMBIENTAL

Área de Calidad de Agua

OGPe Oficina de Gerencia de Permisos

Forma PGC-009

CERTIFICACION DE NO PRESENCIA DE ASBESTO EN ESTRUCTURAS A DEMOLERSE

(Deberá completarse en letra de molde o impresa)

NUM. PERMISO: _____

Yo, Miguel A. Cortés Santiago (Nombre), mayor de edad, Soltero (Estado Civil), y vecino de Bayamón (Municipio)

Dirección Postal P.O. Box 2432 Bayamón P.R. (Pueblo) 00960 (Zip Code)

Teléfonos: Residencial (787) 567 - 2123 Oficina (787) 693 - 7777 Ext._____
Fax (_____) _____ - _____

Certifico que: **Building T-0878-0-67-00**

1. La estructura localizada en **Urb. Ind. Ramal 333, Carr. 116 Km. 0.1 Guánica, P.R.**, la cual será objeto de una demolición se encuentra libre de asbesto.
2. La información antes indicada es cierta y correcta.
3. Afirmo y reconozco las consecuencias de incluir y someter información falsa en este documento.
4. Para que así conste, firmo la presente certificación en Guaynabo (Municipio) de Puerto Rico, hoy día 1 de junio de 2026

_____
Firma y Sello del Profesional o
Firma del Inspector de Asbesto registrado por la JCA (Original)

Nota: Ingenieros o Arquitectos deberán someter evidencia de que se encuentra al día en el pago de sus cuotas de colegiación e Inspectores de Asbesto deberán someter evidencia de la tarjeta de registro provista por la JCA.

Dirección Física: Ave. Ponce de León 1308, Carr. Estatal 8838, Sector el Cinco, Río Piedras, PR 00926
Dirección Postal: Apartado 11488, Santurce, PR 00910-1488
Tel. (787) 767-8181 • Fax (787) 767-1962

PUERTO RICO VERDE

NOTA: SE ESTÁ EMITIENDO UNA CERTIFICACIÓN NEGATIVA PARCIAL. ESTA CERTIFICACIÓN NO CUBRE LOS COMPONENTES QUE SE ASUMIERON POSITIVOS A ASBESTO EN EL INTERIOR DE LA ESTRUCTURA Y EN EL TECHO, YA QUE LA MISMA NO SE PUDO INSPECCIONAR PORQUE EL EDIFICIO ESTÁ ESTRUCTURALMENTE COMPROMETIDO Y POR SEGURIDAD NO SE PUDO ACCEDER AL INTERIOR. LA ESTRUCTURA TIENE TARJETA ROJA.



ASB-0426-0131-SI
Número de Registro

9-apr-2027
Fecha de vencimiento

TARJETA DE REGISTRO
PARA LA REMOCION DE ASBESTO

Esta tarjeta autoriza a:

Miguel A. Cortés Santiago

Inspector

A trabajar en la remoción de asbesto en Puerto Rico. Esta persona **NO** es un empleado del DRNA.

Firma Autorizada - Departamento Recursos Naturales y Ambientales

GOBIERNO DE PUERTO RICO
OFICINA DEL GOBERNADOR
JUNTA DE CALIDAD AMBIENTAL

Área de Calidad de Agua

OGPe Oficina de Gerencia de Permisos

Forma PGC-010

CERTIFICACION DE NO PRESENCIA DE PINTURA CON BASE DE PLOMO EN ESTRUCTURAS A DEMOLERSE

(Deberá completarse en letra de molde o impresa)

NUM. PERMISO: _____

Yo, Miguel A. Cortés Santiago (Inspector o Evaluador de Riesgos), mayor de edad, Soltero (Estado Civil), y vecino de Bayamón (Municipio)

Dirección Postal P.O. Box 2432 Bayamón P.R. (Pueblo) 00960 (Zip Code)

Teléfonos: Residencial (787) 567 - 2123 Oficina (787) 693 - 7777 Ext._____
Fax (_____) _____- _____

Certifico que: **Building T-0878-0-67-00**

1. Estoy certificado por la Junta de Calidad Ambiental como (☒Inspector / ☐ Evaluador de Riesgos) con Número de Certificación LBPI-29625-383, la cual se encuentra vigente.
2. La estructura localizada en **Urb. Ind. Ramal 333, Carr. 116 Km. 0.1 Guánica, P.R.** la cual será objeto de una demolición se encuentra libre de pintura con base de plomo.
3. La información antes indicada es cierta y correcta.
4. Afirmo y reconozco las consecuencias de incluir y someter información falsa en este documento.
5. Para que así conste, firmo la presente certificación en Guaynabo (Municipio) de Puerto Rico, hoy día 1 de junio de 2026

_____
Firma del Inspector o Evaluador de Riesgos (en original)

Nota : Deberá someter evidencia de la tarjeta o certificado provista por la JCA.

Dirección Física: Ave. Ponce de León 1308, Carr. Estatal 8838, Sector el Cinco, Río Piedras, PR 00926 Dirección Postal: Apartado 11488, Santurce, PR 00910-1488
Tel. (787) 767-8181 • Fax (787) 767-1962

PUERTO RICO VERDE

NOTA: SE ESTÁ EMITIENDO UNA CERTIFICACIÓN NEGATIVA PARCIAL. ESTA CERTIFICACIÓN NO CUBRE LOS COMPONENTES QUE SE ASUMIERON POSITIVOS A PLOMO EN EL INTERIOR DE LA ESTRUCTURA Y EN EL TECHO, YA QUE LA MISMA NO SE PUDO INSPECCIONAR PORQUE EL EDIFICIO ESTÁ ESTRUCTURALMENTE COMPROMETIDO Y POR SEGURIDAD NO SE PUDO ACCEDER AL INTERIOR. LA ESTRUCTURA TIENE TARJETA ROJA.

CERTIFICACIÓN PLOMO PUERTO RICO



Esta tarjeta autoriza a:

Miguel A. Cortés Santiago

Para realizar actividades relacionadas a Mitigación de Pintura con Base de Plomo

Disciplina: **Inspector**

Fecha de Expiración: Noviembre 11, 2026

Certificación #:

LBPI-29625-383

DEPARTAMENTO DE RECURSOS NATURALES Y AMBIENTALES

DRNA

GOBIERNO DE PUERTO RICO

Firma Autorizada