Lead-Based Paint Inspection Report

Project:

Various Buildings
Located at Camp Santiago,
Salinas, Puerto Rico

Client:
PRNG

ZEM-25195
July 2025

Prepared By:

Zimmetry Environmental Management, Corp.
www.zimmetry.com
info@zimmetry.com

Table Of Content

Section 1: Executive Summary **1**

1.1 Introduction 1

1.2 Summary of Property Evaluation 1

1.3 Property Locations of Building Components with Lead-Based Paint 2

Table 1-1: Summary of Components Containing Lead of Bldg. #33 2

Table 1-2: Summary of Components Containing Lead of Bldg. #589 2

Section 2: Lead-Based Paint Inspection Report **3**

2.1 Overview of the Evaluation 3

2.2 Sampling Procedure 3

2.3 Results Presentation 4

2.3.1 Specific Findings 4

2.3.2 Homogeneous Areas with Special Considerations 4

2.3.3 Inaccessible Areas Presumed to be Lead-Based Painted 4

2.4 Lead Regulatory Levels 5

Table 2-1: Lead Regulatory Levels 5

2.5 Conditions and Limitations—Disclaimer 5

2.6 Abatement Conditions 5

2.7 Recommendations 6

2.8 Environmental Assessment Report Certification 6

Section 3: Appendices **7**

List of Appendices

Appendix A: Certifications, Licenses, and Accreditations

Appendix B: XRF Sampling Data

Appendix C: XRF's Performance Characteristics Sheet

Appendix D: Photographic Record

Appendix E: Location of Positive Materials

APPENDIX B

XRF Sampling Data



CERTIFICACION PLOMO PUERTO RICO

Esta tarjeta autoriza a:

Karla L. Sotomayor Reyes

Para realizar actividades relacionadas a Mitigación de Pintura con Base de Plomo

Disciplina: **Inspector**

Fecha de Expiración: Diciembre 5, 2025

Certificación #:
LBPI-34024-431

Firma Autorizada
Departamento de Recursos Naturales y Ambientales



Certificate of Training

Karla Sotomayor-Reyes

Of Zimmetry Environmental has completed the SciAps instrument operator training & Radiation Safety Training for the

X550 Pb HUD/EPA Lead Paint Analyzer provided by Tim Johnson.

SciAps

Instrument Operator Training & Radiation Safety Training

X550Pb HUD/EPA Lead Paint Analyzer

I confirm that the above-named individual has received the training listed on this certificate.

Tim Johnson
Name

April 1, 2025
Date

Certified Trainer
Title

I certify that I have received the stated training and understand the content presented.

Karla Sotomayor-Reyes
Name

April 1, 2025
Date



CERTIFICACIÓN PLOMO PUERTO RICO

Esta tarjeta autoriza a:

Melanie Bermúdez

Para realizar actividades relacionadas a Mitigación de Pintura con Base de Plomo

Disciplina: **Inspector**

Fecha de Expiración: Julio 30, 2025

Certificación #:
LBPI-19224-232

Firma Autorizada
Departamento de Recursos Naturales y Ambientales

CUSTOMER TRAINING

Thermo Scientific Niton XRF Analyzer Operator's Training Certificate

This is to certify that

Melanie Bermudez

has successfully completed the Thermo Fisher Scientific Niton XLp 300 XRF Analyzer Operational Training Course. The topics of this course include device configuration, sample preparation, safe operation and analysis, interpretation of results, and routine maintenance of the Thermo Scientific Niton XRF Analyzer.

Course date: January 20, 2021
Course teaches by: Thermo Fisher Portable Analytycal Inc.

Juan C. Cruz
Regional Sales Manager
Latin America & the Caribbean

Part of Thermo Fisher Scientific

Thermo SCIENTIFIC



GOBIERNO DE PUERTO RICO

Departamento de Recursos Naturales y Ambientales

Este certificado es otorgado a:

Zimmetry Environmental Management, Corp.

Por haber cumplido con los requisitos establecidos en el Capítulo VI, Regla 127 del Reglamento para el Manejo Adecuado de Actividades de Pintura con Base de Plomo. Se le otorga esta certificación como Firma para llevar a cabo actividades relacionadas a Mitigación de Pintura con base de plomo en la jurisdicción de Puerto Rico.

Número de Certificado

LBPF-06325-016

Fecha de emisión: Marzo 4, 2025

Fecha de Expiración: Marzo 3, 2026

DRNA

Firma Autorizada
Departamento de Recursos Naturales
y Ambientales

APPENDIX A

Certifications, Licenses and Accreditations

Section 3: Appendices

Appendix A: Certifications, Licenses, and Accreditations

Appendix B: XRF Sampling Data

Appendix C: XRF's Performance Characteristics Sheet

Appendix D: Photographic Record

Appendix E: Location of Positive Materials

- replacement of components or fixtures painted with lead-based paint
- permanent enclosure of lead-based paint with construction materials mechanically fastened to the substrate
- encapsulation of lead-based paint with specially designed encapsulant products
- removal or permanent covering (concrete or asphalt) of soil-lead-based paint hazards

If enclosure or encapsulation is conducted as an abatement method, the lead-based paint remains on the property, so ongoing lead-based paint maintenance is required.

2.7 Recommendations

According to the DRNA lead regulations, before demolishing a structure containing lead-based paint, the contaminated surfaces or substrates must be abated or removed. The waste generated has to be characterized to determine if the waste generated is hazardous or non-hazardous waste. The abatement firm must be certified as an abatement firm by the DRNA. Workers conducting abatement must be trained and certified as abatement workers by a training provider accredited by the DRNA.

2.8 Environmental Assessment Report Certification

Zimmetry Environmental Management Corp. has performed this lead-based paint inspection thoroughly and professionally, consistent with commonly accepted industry standards. The inspection was conducted between June 25, 2025 and June 30, 2025, by Melanie Bermúdez, state-certified lead inspector LBPI-19224-232, and by Karla Sotomayor, state-certified lead inspector LBPI-34024-431, both qualified by experience, education, and training in the recognition of lead-based paint and approved sampling techniques using the Niton XLp-300A XRF, SN-25492 and the SciAps X550Pb, SN-03578.

Melanie Bermúdez Encarnación, BSc
Environmental Lead Inspector

Karla Liz Sotomayor Reyes, Bsc.
Environmental Lead Inspector

2.4 Lead Regulatory Levels

The lead regulatory levels provided below are those used when preparing this lead-based paint evaluation or when evaluating data collected. The EPA regulatory levels are the same as the state regulatory levels provided in the following table.

Table 2-1: Lead Regulatory Levels	
	EPA/DRNA Levels
Lead-Based Paint	**1.0 mg/cm^2 or 0.5% by weight (or 5,000 ppm)**

2.5 Conditions and Limitations—Disclaimer

Zimmetry Environmental Management Corp. has performed this lead-based paint inspection thoroughly and professionally, consistent with commonly accepted industry standards. The Preparer cannot guarantee and does not warrant that this evaluation has identified all adverse environmental factors and/or conditions affecting those buildings on the evaluation dates.

The results reported, and conclusions reached by the Preparer are solely for the Owner's benefit. The results and opinions in this report, based solely on the conditions found at the buildings on the evaluation dates, are valid only on those dates. The Preparer assumes no obligation to advise the client of any changes in any actual or potential lead-based paint hazards at those buildings beyond the dates of the evaluation.

The lead inspection was performed to ready accessible components and surfaces. If suspected components that could contain lead are encountered underneath currently installed tiles or other construction material, they shall be managed as containing lead until the appropriate test is performed. According to the DRNA in the "Regulation for the Proper Management of Lead-Based Paint Activities" Rule 139 (Section E, Part 17), all lead-based paint reports have a validity period of five (5) years.

2.6 Abatement Conditions

As defined by HUD and the Department of Natural and Environmental Resources (DRNA) of Puerto Rico, abatement means any set of measures designed to permanently eliminate lead-based paint and/or lead-based paint hazards. The people providing these services must be trained under the DRNA licensing/certification requirements. The product manufacturer and/or contractor must warrant abatement methods to last at least 20 years, or these methods must have a design life of at least 20 years.

- onsite or offsite removal of lead-based paint from substrates and components

- If the lead concentration measured by the XRF Spectrum Analyzer is equal to or greater than 1.0 mg/cm^2, it is considered positive.

A name was assigned to each functional space of the buildings based on the use of that space. A code letter or number was assigned if no name could be assigned.

Each wall surface was named with letters beginning with wall A, the wall facing the main entrance direction. The wall on your left will be wall B, the wall in front wall C, and the wall on your right will be wall D.

2.3 Results Presentation

This section describes the buildings components and surfaces coated with lead-based paint (LBP) and/or containing lead, which were observed in the inspection. Please note that the recommendations given are the minimum required action, which should be taken based on our professional judgment.

According to the DRNA lead regulations, before demolishing a structure containing lead-based paint, the contaminated surfaces or substrates must be abated or removed. The abatement firm must be certified as an abatement firm by the DRNA.

2.3.1 Specific Findings

The following LBP was found to contain more or equal to 1.0 mg/cm^2 for what the Department of Natural and Environmental Resources (DRNA) of Puerto Rico identifies as lead-based paint or materials containing lead:

- Partition
- Partition Crystal
- Wall Tiles

2.3.2 Homogeneous Areas with Special Considerations

NONE

2.3.3 Inaccessible Areas Presumed to be Lead-Based Painted

NONE

Section 2: Lead-Based Paint Inspection Report

2.1 Overview of the Evaluation

This lead-based paint inspection is an investigation to identify all lead-based paint on a surface-by-surface basis. A lead-based paint inspection conforming to HUD guidelines was performed at the buildings mentioned above.

An average of 1,240 samples were taken at identified surfaces of the evaluated areas using an X-ray fluorescence (XRF) analyzer. The evaluation found that lead-based paint was present in selective components and surfaces through the buildings on the assessment date (See Table 1-1).

Some of the remaining XRF test locations exhibited lead-in-paint levels below the level that EPA identifies as lead-based paint, namely 1.0 mg/cm^2. Such surfaces could create dust-lead or soil-lead hazards if the paint is turned into dust by abrasion, scraping, or sanding. Should these or any lead-containing components or surfaces be disturbed in any manner that generates dust, care should be taken to limit its spread.

Testing was performed by Melanie Bermúdez, state-certified lead inspector LBPI-19224-232, and by Karla Sotomayor, state-certified lead inspector LBPI-34024-431, both using the Niton XLp-300A XRF, SN-25492 and the SciAps X550Pb, SN-03578, respectively. The credentials are provided in Section 3, Appendix A: Certifications, Licenses, and Accreditations. The XRF analyzer is designed to measure the lead content of surface coatings on various building surfaces, substrates, and components. The measurement is rapid and nondestructive and, according to the manufacturer, can detect lead concentrations within numerous layers of various surface coatings.

Please refer to the XRF Testing Results Section 3, Appendix B: XRF Sampling Data for each inspected area's detailed analytical testing results. The reports provide complete testing data.

2.2 Sampling Procedure

The Lead-Based Paint Sampling Procedure was designed to evaluate and document all the data obtained from the inspection in a sequential method that provided confidence at the moment of the presentation of the results.

The survey followed the methodology established in the HUD Guidelines for the Evaluation and Control of Lead-Based Paint in Housing (2012 revision) and the Department of Natural and Environmental Resources (DRNA) of Puerto Rico Regulation 9098: Regulation for Proper Management of Lead-Based Paint Activities. The surface-by-surface evaluation was performed as follows:

- If the lead concentration measured by the XRF Spectrum Analyzer is less than 1.0 mg/cm^2, it is considered negative.

1.3 Property Locations of Building Components with Lead-Based Paint

Table 1-1 summarizes the site components and surfaces coated with lead-based paint. Additional details identifying positive lead-based paint findings within specific areas and on surfaces are provided in Section 2: Lead-Based Paint Inspection Report. The "substrate" is the building component material directly beneath the painted surface. Photographic documentation is for reference purposes and doesn't necessarily include all the surfaces with lead-based paint and/or components containing lead. The quantification of positive materials presented in this table is only an estimate. If an abatement of the materials will be conducted, the Contractors shall estimate the amount of materials to be abated.

If homogeneous materials not accounted for are identified in areas not described in this report or inaccessible areas described in Section 2.3.3, they shall be managed as containing lead. If suspected components that could contain lead are encountered underneath currently installed tiles or other construction material, they shall be managed as containing lead until the appropriate test is performed. Refer to Appendix E: Location of Positive Materials for specific locations.

Table 1-1: Summary of Components Containing Lead of Bldg. #33

Area	Component	Color	Substrate	Approximate Amount
1-12	Wall Tiles	White	Ceramic	115 Ft^2

Note:
1. The quantification of positive materials presented in this table is only an estimate. If an abatement of the materials will be conducted, the Contractors shall estimate the amount of materials to be abated.

Table 1-2: Summary of Components Containing Lead of Bldg. #589

Area	Component	Color	Substrate	Approximate Amount
1-16	Partition	Cream	Wood	1 Unit
	Partition Crystal	Clear	Glass	

Note:
1. The quantification of positive materials presented in this table is only an estimate. If an abatement of the materials will be conducted, the Contractors shall estimate the amount of materials to be abated.

Section 1: Executive Summary

1.1 Introduction

A Lead-Based Paint inspection was conducted on between June 25, 2025 and June 30, 2025, at Various Buildings located at Camp Santiago, in the municipality of Salinas, Puerto Rico. The lead-based paint inspection was performed to identify paint that contains lead above allowable levels and to assist with compliance with local, state, and federal regulations.

1.2 Summary of Property Evaluation

The inspection consisted of the evaluation of the interior and exterior areas of the buildings mentioned above. **The inspection determined that lead-based paint was present in selective components and surfaces throughout the building on the inspection date.** Table 1-1 identifies the components positive for lead. Table 2-1 identifies lead-based paint as defined by the U.S. Environmental Protection Agency (EPA) and the Department of Natural and Environmental Resources (DRNA) of Puerto Rico. For specific locations and additional details on the lead location- reference Sections 2 and 3.

The following buildings were inspected:

BUILDING
#587
#588
#589
#33
#195
#197
#199
ARF Plus Range #18

PROJECT:	Various Buildings at Camp Santiago, Salinas PR			CLIENT: PRNG			
DATE:	6/25/2025			LBP Inspector: Melanie Bermúdez			
Sample ID.	Functional Space	Location	Color	Subst.	XRF Reading mg/cm2	Pos/Neg	Comments
1	Calibration				1.00		
2	Calibration				1.00		
3	Calibration				1.00		
4	Building 33 Area 1-1	Floor Tile	White	Ceramic	0.14	Negative	
5	Building 33 Area 1-1	Baseboard	White	Ceramic	0.04	Negative	
6	Building 33 Area 1-1	Wall C	Cream	Concrete	0.00	Negative	
7	Building 33 Area 1-1	Door Frame	Brown	Metal	0.17	Negative	
8	Building 33 Area 1-1	Door	Brown	Metal	0.04	Negative	
9	Building 33 Area 1-1	Wall D	Cream	Concrete	0.00	Negative	
10	Building 33 Area 1-1	Wall B	Cream	Concrete	0.00	Negative	
11	Building 33 Area 1-2	Wall A	Cream	Concrete	0.00	Negative	
12	Building 33 Area 1-2	Wall B	Cream	Concrete	0.22	Negative	
13	Building 33 Area 1-2	Wall B	Cream	Concrete	0.15	Negative	
14	Building 33 Area 1-2	Wall C	Cream	Concrete	0.00	Negative	
15	Building 33 Area 1-2	Wall D	Cream	Concrete	0.00	Negative	
16	Building 33 Area 1-2	Door	Brown	Metal	0.00	Negative	
17	Building 33 Area 1-2	Door Frame	Brown	Metal	0.00	Negative	
18	Building 33 Area 1-2	Window Casing	Black	Metal	0.02	Negative	
19	Building 33 Area 1-3	Wall A	Cream	Concrete	0.00	Negative	
20	Building 33 Area 1-3	Wall B	Cream	Concrete	0.00	Negative	
21	Building 33 Area 1-3	Wall C	Cream	Concrete	0.00	Negative	
22	Building 33 Area 1-3	Wall D	Cream	Concrete	0.00	Negative	
23	Building 33 Area 1-3	Door	Brown	Metal	0.00	Negative	
24	Building 33 Area 1-3	Door Frame	Brown	Metal	0.00	Negative	
25	Building 33 Area 1-3	Floor Tile	White	Ceramic	0.03	Negative	
26	Building 33 Area 1-3	Baseboard	White	Ceramic	0.01	Negative	
27	Building 33 Area 1-4	Wall A	Cream	Concrete	0.00	Negative	
28	Building 33 Area 1-4	Wall B	Cream	Concrete	0.00	Negative	
29	Building 33 Area 1-4	Wall C	Cream	Concrete	0.00	Negative	
30	Building 33 Area 1-4	Wall D	Cream	Concrete	0.00	Negative	
31	Building 33 Area 1-4	Door	Brown	Metal	0.00	Negative	
32	Building 33 Area 1-4	Door Frame	Brown	Metal	0.00	Negative	
33	Building 33 Area 1-4	Floor Tile	White	Ceramic	0.02	Negative	
34	Building 33 Area 1-4	Baseboard	White	Ceramic	0.00	Negative	
35	Building 33 Area 1-4	Window Casing	Black	Metal	0.00	Negative	
36	Building 33 Area 1-5	Wall D	Cream	Drywall	0.00	Negative	
37	Building 33 Area 1-5	Wall D	Cream	Concrete	0.00	Negative	
38	Building 33 Area 1-5	Wall A	Cream	Concrete	0.00	Negative	
39	Building 33 Area 1-5	Wall B	Cream	Concrete	0.00	Negative	
40	Building 33 Area 1-5	Wall C	Cream	Wood	0.00	Negative	
41	Building 33 Area 1-5	Door	Brown	Wood	0.00	Negative	
42	Building 33 Area 1-5	Door Frame	Brown	Wood	0.01	Negative	
43	Building 33 Area 1-5	Floor Tile	White	Ceramic	0.00	Negative	
44	Building 33 Area 1-5	Baseboard	White	Ceramic	0.00	Negative	
45	Building 33 Area 1-6	Wall A	Cream	Concrete	0.03	Negative	
46	Building 33 Area 1-6	Wall A	Cream	Concrete	0.00	Negative	
47	Building 33 Area 1-6	Wall B	Cream	Concrete	0.03	Negative	
48	Building 33 Area 1-6	Wall B	Cream	Concrete	0.00	Negative	
49	Building 33 Area 1-6	Wall C	Cream	Concrete	0.03	Negative	
50	Building 33 Area 1-6	Wall C	Cream	Concrete	0.00	Negative	
51	Building 33 Area 1-6	Wall D	Cream	Concrete	0.03	Negative	
52	Building 33 Area 1-6	Wall D	Cream	Concrete	0.00	Negative	
53	Building 33 Area 1-6	Lavatory	White	Ceramic	0.01	Negative	
54	Building 33 Area 1-6	Toilet	White	Ceramic	0.03	Negative	
55	Building 33 Area 1-6	Door	Brown	Wood	0.00	Negative	
56	Building 33 Area 1-6	Door Frame	Brown	Wood	0.00	Negative	
57	Building 33 Area 1-6	Floor Tile	White	Ceramic	0.00	Negative	
58	Building 33 Area 1-6	Baseboard	White	Ceramic	0.00	Negative	
59	Building 33 Area 1-6	Window Casing	Black	Metal	0.00	Negative	
60	Building 33 Area 1-7	Wall A	Cream	Concrete	0.00	Negative	

PROJECT:	Various Buildings at Camp Santiago, Salinas PR			CLIENT: PRNG			
DATE:	6/25/2025			LBP Inspector: Melanie Bermúdez			
Sample ID.	Functional Space	Location	Color	Subst.	XRF Reading mg/cm2	Pos/Neg	Comments
61	Building 33 Area 1-7	Wall B	Cream	Concrete	0.00	Negative	
62	Building 33 Area 1-7	Wall C	Cream	Concrete	0.00	Negative	
63	Building 33 Area 1-7	Wall D	Cream	Concrete	0.00	Negative	
64	Building 33 Area 1-7	Floor Tile	White	Ceramic	0.00	Negative	
65	Building 33 Area 1-7	Baseboard	White	Ceramic	0.00	Negative	
66	Building 33 Area 1-7	Door	Brown	Wood	0.02	Negative	
67	Building 33 Area 1-7	Door Frame	Brown	Wood	0.00	Negative	
68	Building 33 Area 1-7	Window Casing	Black	Metal	0.00	Negative	
69	Building 33 Area 1-7	Toilet	White	Ceramic	0.00	Negative	
70	Building 33 Area 1-7	Lavatory	White	Ceramic	0.00	Negative	
71	Building 33 Area 1-7	Urinal	White	Ceramic	0.00	Negative	
72	Building 33 Area 1-8	Wall A	Cream	Concrete	0.00	Negative	
73	Building 33 Area 1-8	Wall B	Cream	Drywall	0.00	Negative	
74	Building 33 Area 1-8	Wall C	Cream	Concrete	0.00	Negative	
75	Building 33 Area 1-8	Wall D	Cream	Concrete	0.00	Negative	
76	Building 33 Area 1-8	Floor Tile	White	Ceramic	0.03	Negative	
77	Building 33 Area 1-8	Baseboard	White	Ceramic	0.00	Negative	
78	Building 33 Area 1-8	Door	Brown	Wood	0.00	Negative	
79	Building 33 Area 1-8	Door Frame	Brown	Wood	0.00	Negative	
80	Building 33 Area 1-8	Door	Black	Metal	0.00	Negative	
81	Building 33 Area 1-8	Door Frame	Black	Metal	0.00	Negative	
82	Building 33 Area 1-9	Wall A	Cream	Concrete	0.00	Negative	
83	Building 33 Area 1-9	Wall B	Cream	Concrete	0.00	Negative	
84	Building 33 Area 1-9	Wall C	Cream	Concrete	0.00	Negative	
85	Building 33 Area 1-9	Wall D	Cream	Concrete	0.00	Negative	
86	Building 33 Area 1-9	Floor Tile	White	Ceramic	0.01	Negative	
87	Building 33 Area 1-9	Baseboard	White	Ceramic	0.00	Negative	
88	Building 33 Area 1-9	Door	Brown	Wood	0.00	Negative	
89	Building 33 Area 1-9	Door Frame	Brown	Wood	0.00	Negative	
90	Building 33 Area 1-9	Window Casing	Black	Metal	0.00	Negative	
91	Building 33 Area 1-10	Wall A	Cream	Concrete	0.02	Negative	
92	Building 33 Area 1-10	Wall B	Cream	Concrete	0.00	Negative	
93	Building 33 Area 1-10	Wall C	Cream	Concrete	0.00	Negative	
94	Building 33 Area 1-10	Wall D	Cream	Concrete	0.00	Negative	
95	Building 33 Area 1-10	Door	Brown	Wood	0.00	Negative	
96	Building 33 Area 1-10	Door F	Brown	Wood	0.01	Negative	
97	Building 33 Area 1-10	Window Casing	Black	Metal	0.00	Negative	
98	Building 33 Area 1-10	Floor Tile	White	Ceramic	0.00	Negative	
99	Building 33 Area 1-10	Baseboard	White	Ceramic	0.00	Negative	
100	Building 33 Area 1-11	Wall A	Cream	Concrete	0.00	Negative	
101	Building 33 Area 1-11	Wall B	Cream	Concrete	0.00	Negative	
102	Building 33 Area 1-11	Wall C	Cream	Concrete	0.00	Negative	
103	Building 33 Area 1-11	Wall D	Cream	Concrete	0.01	Negative	
104	Building 33 Area 1-11	Floor Tile	White	Ceramic	0.00	Negative	
105	Building 33 Area 1-11	Baseboard	White	Ceramic	0.00	Negative	
106	Building 33 Area 1-11	Door	Brown	Wood	0.00	Negative	
107	Building 33 Area 1-11	Door Frame	Brown	Wood	0.00	Negative	
108	Building 33 Area 1-12	Wall Tile	White	Ceramic	2.00	Positive	
109	Building 33 Area 1-12	Shower Floor Tile	White	Ceramic	0.00	Negative	
110	Building 33 Area 1-12	Lavatory	White	Ceramic	0.01	Negative	
111	Building 33 Area 1-12	Toilet	White	Ceramic	0.00	Negative	
112	Building 33 Area 1-12	Wall A	Cream	Concrete	0.00	Negative	
113	Building 33 Area 1-12	Wall B	Cream	Concrete	0.00	Negative	
114	Building 33 Area 1-12	Wall C	Cream	Concrete	0.02	Negative	
115	Building 33 Area 1-12	Wall D	Cream	Concrete	0.00	Negative	
116	Building 33 Area 1-12	Door	Brown	Wood	0.00	Negative	
117	Building 33 Area 1-12	Door Frame	Brown	Wood	0.00	Negative	
118	Building 33 Area 1-12	Window Casing	Black	Metal	0.03	Negative	
119	Building 33 Area 1-12	Ceiling	Yellow	Wood	0.00	Negative	
120	Building 33 Exterior Area, Side C	Wall C	Cream	Concrete	0.00	Negative	

PROJECT:	Various Buildings at Camp Santiago, Salinas PR			CLIENT: PRNG			
DATE:	6/25/2025			LBP Inspector: Melanie Bermúdez			
Sample ID.	Functional Space	Location	Color	Subst.	XRF Reading mg/cm2	Pos/Neg	Comments
121	Building 33 Exterior Area, Side C	Soffit	Brown	Wood	0.00	Negative	
122	Building 33 Exterior Area, Side C	Fascia	Brown	Wood	0.00	Negative	
123	Building 33 Exterior Area, Side B	Wall B	Cream	Concrete	0.00	Negative	
124	Building 33 Exterior Area, Side B	Soffit	Brown	Wood	0.00	Negative	
125	Building 33 Exterior Area, Side B	Fascia	Brown	Wood	0.01	Negative	
126	Building 33 Exterior Area, Side B	Wall B	Yellow	Concrete	0.00	Negative	
127	Building 33 Exterior Area, Side D	Wall D	Cream	Concrete	0.00	Negative	
128	Building 33 Exterior Area, Side D	Soffit	Brown	Wood	0.00	Negative	
129	Building 33 Exterior Area, Side D	Fascia	Brown	Wood	0.00	Negative	
130	Building 33 Exterior Area, Side D	Column	Cream	Metal	0.03	Negative	
131	Building 33 Exterior Area, Side A	Wall A	Cream	Concrete	0.02	Negative	
132	Building 33 Exterior Area, Side A	Fascia	Brown	Wood	0.00	Negative	
133	Building 33 Exterior Area, Side A	Soffit	Brown	Wood	0.00	Negative	
134	Building 197 Area 1-1	Floor Tile	Red	Ceramic	0.02	Negative	
135	Building 197 Area 1-1	Wall Tile	Blue	Ceramic	0.03	Negative	
136	Building 197 Area 1-1	Floor Tile	Blue	Ceramic	0.00	Negative	
137	Building 197 Area 1-1	Wall A	Blue	Concrete	0.00	Negative	
138	Building 197 Area 1-1	Wall B	White	Concrete	0.00	Negative	
139	Building 197 Area 1-1	Wall C	White	Concrete	0.00	Negative	
140	Building 197 Area 1-1	Wall D	White	Concrete	0.00	Negative	
141	Building 197 Area 1-1	Floor	White	Concrete	0.00	Negative	
142	Building 197 Area 1-1	Pole Base	Cream	Concrete	0.21	Negative	
143	Building 197 Area 1-1	Light Pole	Light Cream	Metal	0.60	Negative	
144	Building 199 Area 1-1	Wall A	Cream	Concrete	0.00	Negative	
145	Building 199 Area 1-1	Wall B	Cream	Concrete	0.00	Negative	
146	Building 199 Area 1-1	Wall C	Cream	Concrete	0.00	Negative	
147	Building 199 Area 1-1	Wall D	Cream	Concrete	0.00	Negative	
148	Building 199 Area 1-1	Column	Cream	Metal	0.00	Negative	
149	Building 199 Area 1-1	Column Base	Cream	Metal	0.00	Negative	
150	Building 199 Area 1-1	Column Base	Cream	Concrete	0.00	Negative	
151	Building 199 Area 1-1	Window Casing	Black	Metal	0.02	Negative	
152	Building 199 Area 1-1	Rolling Door	Black	Metal	0.00	Negative	
153	Building 199 Area 1-1	Rolling Door Frame	Black	Metal	0.00	Negative	
154	Building 199 Area 1-1	Door	Black	Metal	0.00	Negative	
155	Building 199 Area 1-1	Door Frame	Black	Metal	0.00	Negative	
156	Building 199 Area 1-2	Wall Tile	White	Ceramic	0.09	Negative	
157	Building 199 Area 1-2	Toilet	White	Ceramic	0.00	Negative	
158	Building 199 Area 1-2	Lavatory	White	Ceramic	0.00	Negative	
159	Building 199 Area 1-2	Floor Tile	White	Ceramic	0.00	Negative	
160	Building 199 Area 1-2	Column	Cream	Metal	0.00	Negative	
161	Building 199 Area 1-2	Column Base	Cream	Metal	0.00	Negative	
162	Building 199 Area 1-2	Column Base	Cream	Concrete	0.03	Negative	
163	Building 199 Area 1-2	Wall A	Cream	Concrete	0.00	Negative	
164	Building 199 Area 1-2	Wall B	Cream	Concrete	0.00	Negative	
165	Building 199 Area 1-2	Wall C	Cream	Concrete	0.00	Negative	
166	Building 199 Area 1-2	Wall D	Cream	Concrete	0.03	Negative	
167	Building 199 Area 1-2	Ceiling	White	Concrete	0.00	Negative	
168	Building 199 Area 1-2	Window Casing	Black	Metal	0.00	Negative	
169	Building 199 Area 1-2	Door	Black	Metal	0.00	Negative	
170	Building 199 Area 1-2	Door Frame	Black	Metal	0.01	Negative	
171	Building 199 Area 1-3	Wall Tile	White	Ceramic	0.09	Negative	
172	Building 199 Area 1-3	Toilet	White	Ceramic	0.00	Negative	
173	Building 199 Area 1-3	Lavatory	White	Ceramic	0.00	Negative	
174	Building 199 Area 1-3	Floor Tile	White	Ceramic	0.00	Negative	
175	Building 199 Area 1-3	Wall A	Cream	Concrete	0.03	Negative	
176	Building 199 Area 1-3	Wall B	Cream	Concrete	0.00	Negative	
177	Building 199 Area 1-3	Wall C	Cream	Concrete	0.00	Negative	
178	Building 199 Area 1-3	Wall D	Cream	Concrete	0.00	Negative	
179	Building 199 Area 1-3	Ceiling	White	Concrete	0.00	Negative	
180	Building 199 Area 1-3	Door	Black	Metal	0.00	Negative	

PROJECT:	Various Buildings at Camp Santiago, Salinas PR			CLIENT: PRNG			
DATE:	6/25/2025			LBP Inspector: Melanie Bermúdez			
Sample ID.	Functional Space	Location	Color	Subst.	XRF Reading mg/cm2	Pos/Neg	Comments
181	Building 199 Area 1-3	Door Frame	Black	Metal	0.00	Negative	
182	Building 199 Area 1-3	Urinal	White	Ceramic	0.00	Negative	
183	Building 199 Area 1-3	Urinal	White	Ceramic	0.00	Negative	
184	Building 199 Area 1-4	Wall A	Cream	Concrete	0.00	Negative	
185	Building 199 Area 1-4	Wall B	Cream	Concrete	0.00	Negative	
186	Building 199 Area 1-4	Wall C	Cream	Concrete	0.00	Negative	
187	Building 199 Area 1-4	Wall D	Cream	Concrete	0.03	Negative	
188	Building 199 Area 1-4	Ceiling	Cream	Concrete	0.00	Negative	
189	Building 199 Area 1-4	Shelf	Cream	Wood	0.00	Negative	
190	Building 199 Area 1-4	Door	Black	Metal	0.00	Negative	
191	Building 199 Area 1-4	Door Frame	Black	Metal	0.00	Negative	
192	Building 199 Area 1-5	Wall A	Cream	Concrete	0.00	Negative	
193	Building 199 Area 1-5	Wall B	Cream	Concrete	0.00	Negative	
194	Building 199 Area 1-5	Wall C	Cream	Concrete	0.00	Negative	
195	Building 199 Area 1-5	Wall D	Cream	Concrete	0.03	Negative	
196	Building 199 Area 1-5	Ceiling	White	Concrete	0.00	Negative	
197	Building 199 Area 1-5	Column	Cream	Metal	0.00	Negative	
198	Building 199 Area 1-5	Column Base	Cream	Concrete	0.00	Negative	
199	Building 199 Area 1-5	Column Base	Cream	Metal	0.00	Negative	
200	Building 199 Area 1-5	Shelf	Cream	Wood	0.00	Negative	
201	Building 199 Area 1-5	Door	Black	Metal	0.01	Negative	
202	Building 199 Area 1-5	Door Frame	Black	Metal	0.00	Negative	
203	Building 199 Area 1-5	Window Casing	Black	Metal	0.00	Negative	
204	Building 199 Area 1-6	Wall A	Cream	Concrete	0.00	Negative	
205	Building 199 Area 1-6	Wall B	Cream	Concrete	0.00	Negative	
206	Building 199 Area 1-6	Wall C	Cream	Concrete	0.00	Negative	
207	Building 199 Area 1-6	Wall D	Cream	Concrete	0.00	Negative	
208	Building 199 Area 1-6	Ceiling	White	Concrete	0.01	Negative	
209	Building 199 Area 1-6	Louver	Black	Metal	0.00	Negative	
210	Building 199 Area 1-6	Door	Black	Metal	0.00	Negative	
211	Building 199 Area 1-6	Door Frame	Black	Metal	0.00	Negative	
212	Building 199 Area 1-6	Rolling Door	Black	Metal	0.03	Negative	
213	Building 199 Area 1-6	Rolling Door Frame	Black	Metal	0.00	Negative	
214	Building 199 Exterior Area, Side A	Wall A	Cream	Concrete	0.00	Negative	
215	Building 199 Exterior Area, Side A	Soffit	Cream	Ceramic	0.00	Negative	
216	Building 199 Exterior Area, Side A	Fascia	Brown	Metal	0.00	Negative	
217	Building 199 Exterior Area, Side D	Wall D	Cream	Concrete	0.00	Negative	
218	Building 199 Exterior Area, Side D	Floor	Yellow	Concrete	0.00	Negative	
219	Building 199 Exterior Area, Side D	Overhang	Cream	Concrete	0.00	Negative	
220	Building 199 Exterior Area, Side D	Fascia	Brown	Metal	0.00	Negative	
221	Building 199 Exterior Area, Side D	Soffit	Cream	Metal	0.00	Negative	
222	Building 199 Exterior Area, Side C	Wall D	Cream	Concrete	0.00	Negative	
223	Building 199 Exterior Area, Side C	Overhang	Cream	Concrete	0.00	Negative	
224	Building 199 Exterior Area, Side C	Fascia	Brown	Metal	0.03	Negative	
225	Building 199 Exterior Area, Side C	Soffit	Cream	Metal	0.00	Negative	
226	Building 199 Exterior Area, Side B	Wall D	Cream	Concrete	0.00	Negative	
227	Building 199 Exterior Area, Side B	Overhang	Cream	Concrete	0.00	Negative	
228	Building 199 Exterior Area, Side B	Fascia	Brown	Metal	0.00	Negative	
229	Building 199 Exterior Area, Side B	Soffit	Cream	Metal	0.00	Negative	
230	Building 199 Exterior Area, Side B	Railing	Brown	Metal	0.01	Negative	
231	Building 199 Exterior Area, Side B	Planter	Cream	Concrete	0.00	Negative	
232	Gazebo Bath Area 1-1	Wall Tile	White	Ceramic	0.00	Negative	
233	Gazebo Bath Area 1-1	Toilet	White	Ceramic	0.00	Negative	
234	Gazebo Bath Area 1-1	Lavatory	White	Ceramic	0.00	Negative	
235	Gazebo Bath Area 1-1	Floor Tile	White	Ceramic	0.00	Negative	
236	Gazebo Bath Area 1-2	Wall Tile	White	Ceramic	0.00	Negative	
237	Gazebo Bath Area 1-2	Toilet	White	Ceramic	0.00	Negative	
238	Gazebo Bath Area 1-2	Lavatory	White	Ceramic	0.02	Negative	
239	Gazebo Bath Area 1-2	Floor Tile	White	Ceramic	0.00	Negative	
240	Gazebo Bath Area 1-2	Urinal	White	Ceramic	0.00	Negative	

PROJECT:	Various Buildings at Camp Santiago, Salinas PR			CLIENT: PRNG			
DATE:	6/25/2025			LBP Inspector: Melanie Bermúdez			
Sample ID.	Functional Space	Location	Color	Subst.	XRF Reading mg/cm2	Pos/Neg	Comments
241	Gazebo Bath Exterior Area	Wall A	Cream	Concrete	0.00	Negative	
242	Gazebo Bath Exterior Area	Wall B	Cream	Concrete	0.00	Negative	
243	Gazebo Bath Exterior Area	Wall C	Cream	Concrete	0.00	Negative	
244	Gazebo Bath Exterior Area	Wall D	Cream	Concrete	0.00	Negative	
245	Gazebo Bath Exterior Area	Fascia	Brown	Wood	0.00	Negative	
246	Gazebo Bath Exterior Area	Soffit	Brown	Wood	0.03	Negative	
247	Building 587 Area 1-1	Floor Tile	Cream	Ceramic	0.00	Negative	
248	Building 587 Area 1-1	Baseboard	Cream	Ceramic	0.00	Negative	
249	Building 587 Area 1-1	Wall A	Cream	Concrete	0.00	Negative	
250	Building 587 Area 1-1	Wall B	Cream	Concrete	0.00	Negative	
251	Building 587 Area 1-1	Wall D	Cream	Concrete	0.00	Negative	
252	Building 587 Area 1-1	Partition	Cream	Drywall	0.00	Negative	
253	Building 587 Area 1-1	Window Casing	White	Metal	0.00	Negative	
254	Building 587 Area 1-1	Door	Cream	Metal	0.01	Negative	
255	Building 587 Area 1-1	Door Frame	Cream	Metal	0.00	Negative	
256	Building 587 Area 1-1	Wall B	White	Concrete	0.00	Negative	
257	Building 587 Area 1-1	Partition	White	Drywall	0.00	Negative	
258	Building 587 Area 1-1	Wall C	White	Concrete	0.00	Negative	
259	Building 587 Area 1-1	Wall C	Cream	Concrete	0.00	Negative	
260	Building 587 Area 1-1	Wall D	Cream	Concrete	0.00	Negative	
261	Building 587 Area 1-1	Wall A	White	Concrete	0.00	Negative	
262	Building 587 Area 1-2	Wall A	Cream	Concrete	0.00	Negative	
263	Building 587 Area 1-2	Wall B	Cream	Concrete	0.00	Negative	
264	Building 587 Area 1-2	Wall C	Cream	Concrete	0.00	Negative	
265	Building 587 Area 1-2	Wall D	Cream	Concrete	0.00	Negative	
266	Building 587 Area 1-2	Floor Tile	Cream	Ceramic	0.00	Negative	
267	Building 587 Area 1-2	Baseboard	Cream	Ceramic	0.00	Negative	
268	Building 587 Area 1-2	Window Casing	White	Metal	0.00	Negative	
269	Building 587 Area 1-2	Door	Cream	Metal	0.00	Negative	
270	Building 587 Area 1-2	Door Frame	Cream	Metal	0.00	Negative	
271	Building 587 Area 1-3	Wall Tile	Gray	Ceramic	0.23	Negative	
272	Building 587 Area 1-3	Listel	Brown	Ceramic	0.00	Negative	
273	Building 587 Area 1-3	Wall A	Cream	Concrete	0.00	Negative	
274	Building 587 Area 1-3	Wall B	Cream	Concrete	0.00	Negative	
275	Building 587 Area 1-3	Wall C	Cream	Concrete	0.03	Negative	
276	Building 587 Area 1-3	Wall D	Cream	Concrete	0.00	Negative	
277	Building 587 Area 1-3	Floor Tile	Brown	Ceramic	0.00	Negative	
278	Building 587 Area 1-3	Toilet	White	Ceramic	0.00	Negative	
279	Building 587 Area 1-3	Lavatory	White	Ceramic	0.00	Negative	
280	Building 587 Area 1-3	Window Casing	White	Metal	0.00	Negative	
281	Building 587 Area 1-3	Partition	Brown	Plastic	0.03	Negative	
282	Building 587 Area 1-3	Door	Cream	Metal	0.00	Negative	
283	Building 587 Area 1-3	Door Frame	Cream	Metal	0.00	Negative	
284	Building 587 Area 1-4	Wall Tile	Gray	Ceramic	0.00	Negative	
285	Building 587 Area 1-4	Listel	Brown	Ceramic	0.00	Negative	
286	Building 587 Area 1-4	Wall A	Cream	Concrete	0.00	Negative	
287	Building 587 Area 1-4	Wall B	Cream	Concrete	0.00	Negative	
288	Building 587 Area 1-4	Wall C	Cream	Concrete	0.00	Negative	
289	Building 587 Area 1-4	Wall D	Cream	Concrete	0.00	Negative	
290	Building 587 Area 1-4	Floor Tile	Brown	Ceramic	0.00	Negative	
291	Building 587 Area 1-4	Toilet	White	Ceramic	0.00	Negative	
292	Building 587 Area 1-4	Lavatory	White	Ceramic	0.00	Negative	
293	Building 587 Area 1-4	Window Casing	White	Metal	0.00	Negative	
294	Building 587 Area 1-4	Partition	Brown	Plastic	0.03	Negative	
295	Building 587 Area 1-4	Door	Cream	Metal	0.00	Negative	
296	Building 587 Area 1-4	Door Frame	Cream	Metal	0.00	Negative	
297	Building 587 Area 1-4	Urinal	White	Ceramic	0.00	Negative	
298	Calibration				1.00		
299	Calibration				1.00		
300	Calibration				1.00		

PROJECT:	Various Buildings at Camp Santiago, Salinas PR			CLIENT: PRNG			
DATE:	6/25/2025			LBP Inspector: Melanie Bermúdez			
Sample ID.	Functional Space	Location	Color	Subst.	XRF Reading mg/cm2	Pos/Neg	Comments
301	Building 587 Area 1-5	Shelf	Cream	Wood	0.00	Negative	
302	Building 587 Area 1-5	Wall A	Cream	Concrete	0.00	Negative	
303	Building 587 Area 1-5	Wall B	Cream	Concrete	0.00	Negative	
304	Building 587 Area 1-5	Wall C	Cream	Concrete	0.02	Negative	
305	Building 587 Area 1-5	Wall D	Cream	Concrete	0.00	Negative	
306	Building 587 Area 1-5	Ceiling	Cream	Drywall	0.00	Negative	
307	Building 587 Area 1-5	Window Casing	White	Metal	0.00	Negative	
308	Building 587 Area 1-5	Wall Tile	Brown	Ceramic	0.03	Negative	
309	Building 587 Area 1-5	Floor Tile	Brown	Ceramic	0.03	Negative	
310	Building 587 Area 1-5	Baseboard	Brown	Ceramic	0.00	Negative	
311	Building 587 Area 1-5	Door	Cream	Metal	0.00	Negative	
312	Building 587 Area 1-5	Door Frame	Cream	Metal	0.02	Negative	
313	Building 587 Area 1-6	Wall A	White	Concrete	0.00	Negative	
314	Building 587 Area 1-6	Wall B	White	Concrete	0.00	Negative	
315	Building 587 Area 1-6	Wall C	White	Concrete	0.00	Negative	
316	Building 587 Area 1-6	Wall D	White	Concrete	0.00	Negative	
317	Building 587 Area 1-6	Floor Tile	Brown	Ceramic	0.00	Negative	
318	Building 587 Area 1-6	Baseboard	Brown	Ceramic	0.00	Negative	
319	Building 587 Area 1-6	Door	Cream	Metal	0.03	Negative	
320	Building 587 Area 1-6	Door Frame	Cream	Metal	0.00	Negative	
321	Building 587 Area 1-7	Wall A	Cream	Concrete	0.01	Negative	
322	Building 587 Area 1-7	Wall B	Cream	Concrete	0.01	Negative	
323	Building 587 Area 1-7	Wall C	Cream	Concrete	0.01	Negative	
324	Building 587 Area 1-7	Wall D	Cream	Concrete	0.01	Negative	
325	Building 587 Area 1-8	Floor	Gray	Concrete	0.00	Negative	
326	Building 587 Area 1-8	Rolling Door Frame	Black	Metal	0.00	Negative	
327	Building 587 Area 1-8	Gate	Gray	Metal	0.00	Negative	
328	Building 587 Area 1-8	Wall A	Cream	Concrete	0.00	Negative	
329	Building 587 Area 1-8	Wall B	Cream	Concrete	0.01	Negative	
330	Building 587 Area 1-8	Wall C	Cream	Concrete	0.00	Negative	
331	Building 587 Area 1-8	Wall D	Cream	Concrete	0.00	Negative	
332	Building 587 Area 1-9	Wall A	Cream	Concrete	0.00	Negative	
333	Building 587 Area 1-9	Wall B	Cream	Concrete	0.00	Negative	
334	Building 587 Area 1-9	Wall C	Cream	Concrete	0.00	Negative	
335	Building 587 Area 1-9	Wall D	Cream	Concrete	0.00	Negative	
336	Building 587 Area 1-9	Floor	Gray	Concrete	0.00	Negative	
337	Building 587 Area 1-9	Ceiling	Cream	Drywall	0.03	Negative	
338	Building 587 Area 1-9	Gate	Cream	Metal	0.00	Negative	
339	Building 587 Area 1-9	Window Grille	Cream	Metal	0.00	Negative	
340	Building 587 Area 1-9	Door	Cream	Metal	0.00	Negative	
341	Building 587 Area 1-9	Door Frame	Cream	Metal	0.00	Negative	
342	Building 587 Area 1-10	Partition	Cream	Drywall	0.00	Negative	
343	Building 587 Area 1-10	Closet Door	Varnish	Wood	0.00	Negative	
344	Building 587 Area 1-10	Closet Door Frame	Varnish	Wood	0.00	Negative	
345	Building 587 Area 1-10	Wall B	Cream	Concrete	0.00	Negative	
346	Building 587 Area 1-10	Wall D	Cream	Concrete	0.00	Negative	
347	Building 587 Area 1-10	Wall A	Cream	Drywall	0.00	Negative	
348	Building 587 Area 1-10	Wall C	Cream	Drywall	0.00	Negative	
349	Building 587 Area 1-10	Floor Tile	Brown	Ceramic	0.00	Negative	
350	Building 587 Area 1-10	Baseboard	Brown	Ceramic	0.03	Negative	
351	Building 587 Area 1-10	Door	Cream	Metal	0.00	Negative	
352	Building 587 Area 1-10	Door Frame	Cream	Metal	0.00	Negative	
353	Building 587 Area 1-10	Door	White	Metal	0.00	Negative	
354	Building 587 Area 1-10	Door Frame	White	Metal	0.00	Negative	
355	Building 587 Area 1-10	Window Casing	White	Metal	0.00	Negative	
356	Building 587 Area 1-11	Wall A	Cream	Concrete	0.02	Negative	
357	Building 587 Area 1-11	Wall B	Cream	Concrete	0.00	Negative	
358	Building 587 Area 1-11	Wall C	Cream	Concrete	0.00	Negative	
359	Building 587 Area 1-11	Wall D	Cream	Concrete	0.00	Negative	
360	Building 587 Area 1-11	Door	Gray	Metal	0.00	Negative	

PROJECT:	Various Buildings at Camp Santiago, Salinas PR			CLIENT: PRNG			
DATE:	6/25/2025			LBP Inspector: Melanie Bermúdez			
Sample ID.	Functional Space	Location	Color	Subst.	XRF Reading mg/cm2	Pos/Neg	Comments
361	Building 587 Area 1-11	Door Frame	Gray	Metal	0.01	Negative	
362	Building 587 Area 1-11	Floor Tile	Brown	Ceramic	0.00	Negative	
363	Building 587 Area 1-11	Baseboard	Brown	Ceramic	0.00	Negative	
364	Building 587 Area 1-12	Wall A	Cream	Concrete	0.00	Negative	
365	Building 587 Area 1-12	Wall B	Cream	Concrete	0.00	Negative	
366	Building 587 Area 1-12	Wall C	Cream	Concrete	0.00	Negative	
367	Building 587 Area 1-12	Wall D	Cream	Concrete	0.00	Negative	
368	Building 587 Area 1-12	Floor Tile	Brown	Ceramic	0.00	Negative	
369	Building 587 Area 1-12	Baseboard	Brown	Ceramic	0.19	Negative	
370	Building 587 Area 1-12	Door	Cream	Metal	0.01	Negative	
371	Building 587 Area 1-12	Door Frame	Cream	Metal	0.00	Negative	
372	Building 587 Area 1-12	Door	Cream	Metal	0.01	Negative	
373	Building 587 Area 1-12	Door Frame	Cream	Metal	0.00	Negative	
374	Building 587 Area 1-12	Door	Cream	Metal	0.01	Negative	
375	Building 587 Area 1-12	Door Frame	Cream	Metal	0.00	Negative	
376	Building 587 Area 1-13	Wall A	Cream	Concrete	0.00	Negative	
377	Building 587 Area 1-13	Wall B	Cream	Concrete	0.00	Negative	
378	Building 587 Area 1-13	Wall C	Cream	Concrete	0.00	Negative	
379	Building 587 Area 1-13	Wall D	Cream	Concrete	0.00	Negative	
380	Building 587 Area 1-13	Floor Tile	Brown	Ceramic	0.00	Negative	
381	Building 587 Area 1-13	Baseboard	Brown	Ceramic	0.00	Negative	
382	Building 587 Area 1-13	Door	Cream	Metal	0.00	Negative	
383	Building 587 Area 1-13	Door Frame	Cream	Metal	0.00	Negative	
384	Building 587 Area 1-13	Window Casing	White	Metal	0.00	Negative	
385	Building 587 Area 1-14	Wall A	Cream	Concrete	0.00	Negative	
386	Building 587 Area 1-14	Wall B	Cream	Concrete	0.00	Negative	
387	Building 587 Area 1-14	Wall C	Cream	Concrete	0.00	Negative	
388	Building 587 Area 1-14	Wall D	Cream	Concrete	0.03	Negative	
389	Building 587 Area 1-14	Door	Cream	Metal	0.00	Negative	
390	Building 587 Area 1-14	Door Frame	Cream	Metal	0.00	Negative	
391	Building 587 Area 1-14	Closet Door	Cream	Metal	0.00	Negative	
392	Building 587 Area 1-14	Closet Door Frame	Cream	Metal	0.00	Negative	
393	Building 587 Area 1-14	Shelve	Cream	Wood	0.02	Negative	
394	Building 587 Area 1-14	Floor Tile	Cream	Ceramic	0.00	Negative	
395	Building 587 Area 1-14	Shower Floor Tile	Cream	Ceramic	0.00	Negative	
396	Building 587 Area 1-14	Toilet	White	Ceramic	0.00	Negative	
397	Building 587 Area 1-14	Lavatory	White	Ceramic	0.00	Negative	
398	Building 587 Area 1-14	Wall Tile	Cream	Ceramic	0.00	Negative	
399	Building 587 Area 1-14	Lister	Brown	Ceramic	0.00	Negative	
400	Building 587 Area 1-14	Urinal	White	Ceramic	0.01	Negative	
401	Building 587 Area 1-15	Wall A	Cream	Concrete	0.00	Negative	
402	Building 587 Area 1-15	Wall B	Cream	Concrete	0.00	Negative	
403	Building 587 Area 1-15	Wall C	Cream	Concrete	0.00	Negative	
404	Building 587 Area 1-15	Wall D	Cream	Concrete	0.00	Negative	
405	Building 587 Area 1-15	Door	Cream	Metal	0.00	Negative	
406	Building 587 Area 1-15	Door Frame	Cream	Metal	0.03	Negative	
407	Building 587 Area 1-15	Closet Door	Cream	Metal	0.00	Negative	
408	Building 587 Area 1-15	Closet Door Frame	Cream	Metal	0.00	Negative	
409	Building 587 Area 1-15	Shelve	Cream	Wood	0.00	Negative	
410	Building 587 Area 1-15	Floor Tile	Cream	Ceramic	0.00	Negative	
411	Building 587 Area 1-15	Shower Floor Tile	Cream	Ceramic	0.00	Negative	
412	Building 587 Area 1-15	Toilet	White	Ceramic	0.00	Negative	
413	Building 587 Area 1-15	Lavatory	White	Ceramic	0.03	Negative	
414	Building 587 Area 1-15	Wall Tile	Cream	Ceramic	0.00	Negative	
415	Building 587 Area 1-15	Lister	Brown	Ceramic	0.00	Negative	
416	Building 587 Area 1-16	Wall A	Cream	Concrete	0.00	Negative	
417	Building 587 Area 1-16	Wall B	Cream	Concrete	0.00	Negative	
418	Building 587 Area 1-16	Wall C	Cream	Concrete	0.00	Negative	
419	Building 587 Area 1-16	Wall D	Cream	Concrete	0.00	Negative	
420	Building 587 Area 1-16	Floor Tile	Brown	Ceramic	0.00	Negative	

PROJECT:	Various Buildings at Camp Santiago, Salinas PR			CLIENT: PRNG			
DATE:	6/25/2025			LBP Inspector: Melanie Bermúdez			
Sample ID.	Functional Space	Location	Color	Subst.	XRF Reading mg/cm2	Pos/Neg	Comments
421	Building 587 Area 1-16	Baseboard	Brown	Ceramic	0.00	Negative	
422	Building 587 Area 1-16	Window Casing	White	Metal	0.03	Negative	
423	Building 587 Area 1-16	Door	Cream	Metal	0.00	Negative	
424	Building 587 Area 1-16	Door Frame	Cream	Metal	0.00	Negative	
425	Building 587 Area 1-17	Wall A	Cream	Concrete	0.00	Negative	
426	Building 587 Area 1-17	Wall B	Cream	Concrete	0.00	Negative	
427	Building 587 Area 1-17	Wall C	Cream	Concrete	0.00	Negative	
428	Building 587 Area 1-17	Wall D	Cream	Concrete	0.00	Negative	
429	Building 587 Area 1-17	Floor Tile	Brown	Ceramic	0.00	Negative	
430	Building 587 Area 1-17	Baseboard	Brown	Ceramic	0.00	Negative	
431	Building 587 Area 1-17	Window Casing	White	Metal	0.01	Negative	
432	Building 587 Area 1-17	Door	Cream	Metal	0.00	Negative	
433	Building 587 Area 1-17	Door Frame	Cream	Metal	0.00	Negative	
434	Building 587 Area 1-18	Wall A	Cream	Concrete	0.00	Negative	
435	Building 587 Area 1-18	Wall B	Cream	Concrete	0.00	Negative	
436	Building 587 Area 1-18	Wall C	Cream	Concrete	0.00	Negative	
437	Building 587 Area 1-18	Wall D	Cream	Concrete	0.00	Negative	
438	Building 587 Area 1-18	Floor Tile	Brown	Ceramic	0.00	Negative	
439	Building 587 Area 1-18	Baseboard	Brown	Ceramic	0.00	Negative	
440	Building 587 Area 1-19	Wall A	White	Concrete	0.00	Negative	
441	Building 587 Area 1-19	Wall B	White	Concrete	0.00	Negative	
442	Building 587 Area 1-19	Wall C	White	Concrete	0.00	Negative	
443	Building 587 Area 1-19	Wall D	White	Concrete	0.01	Negative	
444	Building 587 Area 1-19	Floor Tile	Brown	Ceramic	0.00	Negative	
445	Building 587 Area 1-19	Baseboard	Brown	Ceramic	0.00	Negative	
446	Building 587 Area 1-19	Window Casing	White	Metal	0.00	Negative	
447	Building 587 Area 1-19	Door	Cream	Metal	0.00	Negative	
448	Building 587 Area 1-19	Door Frame	Cream	Metal	0.00	Negative	
449	Building 587 Area 1-20	Wall A	Yellow	Concrete	0.00	Negative	
450	Building 587 Area 1-20	Wall B	Yellow	Concrete	0.00	Negative	
451	Building 587 Area 1-20	Wall C	Yellow	Concrete	0.00	Negative	
452	Building 587 Area 1-20	Wall D	Yellow	Concrete	0.00	Negative	
453	Building 587 Area 1-20	Floor Tile	Brown	Ceramic	0.00	Negative	
454	Building 587 Area 1-20	Baseboard	Brown	Ceramic	0.03	Negative	
455	Building 587 Area 1-20	Window Casing	White	Metal	0.00	Negative	
456	Building 587 Area 1-20	Door	Cream	Metal	0.00	Negative	
457	Building 587 Area 1-20	Door Frame	Cream	Metal	0.00	Negative	
458	Building 587 Area 1-21	Wall A	Cream	Concrete	0.00	Negative	
459	Building 587 Area 1-21	Wall B	Cream	Concrete	0.00	Negative	
460	Building 587 Area 1-21	Wall C	Cream	Concrete	0.00	Negative	
461	Building 587 Area 1-21	Wall D	Cream	Concrete	0.03	Negative	
462	Building 587 Area 1-21	Floor Tile	Brown	Ceramic	0.00	Negative	
463	Building 587 Area 1-21	Baseboard	Brown	Ceramic	0.00	Negative	
464	Building 587 Area 1-21	Window Casing	White	Metal	0.00	Negative	
465	Building 587 Area 1-21	Door	Cream	Metal	0.00	Negative	
466	Building 587 Area 1-21	Door Frame	Cream	Metal	0.00	Negative	
467	Building 587 Area 1-22	Wall A	Cream	Concrete	0.00	Negative	
468	Building 587 Area 1-22	Wall B	Cream	Concrete	0.00	Negative	
469	Building 587 Area 1-22	Wall C	Cream	Concrete	0.00	Negative	
470	Building 587 Area 1-22	Wall D	Cream	Concrete	0.00	Negative	
471	Building 587 Area 1-22	Floor Tile	Brown	Ceramic	0.00	Negative	
472	Building 587 Area 1-22	Baseboard	Brown	Ceramic	0.00	Negative	
473	Building 587 Area 1-22	Window Casing	White	Metal	0.00	Negative	
474	Building 587 Area 1-22	Door	Cream	Metal	0.00	Negative	
475	Building 587 Area 1-22	Door Frame	Cream	Metal	0.00	Negative	
476	Building 587 Area 1-23	Wall A	Cream	Concrete	0.00	Negative	
477	Building 587 Area 1-23	Wall B	Cream	Concrete	0.00	Negative	
478	Building 587 Area 1-23	Wall C	Cream	Concrete	0.03	Negative	
479	Building 587 Area 1-23	Wall D	Cream	Concrete	0.00	Negative	
480	Building 587 Area 1-23	Floor Tile	Brown	Ceramic	0.00	Negative	

PROJECT:	Various Buildings at Camp Santiago, Salinas PR			CLIENT: PRNG			
DATE:	6/25/2025			LBP Inspector: Melanie Bermúdez			
Sample ID.	Functional Space	Location	Color	Subst.	XRF Reading mg/cm2	Pos/Neg	Comments
481	Building 587 Area 1-23	Baseboard	Brown	Ceramic	0.00	Negative	
482	Building 587 Area 1-23	Window Casing	White	Metal	0.00	Negative	
483	Building 587 Area 1-23	Door	Cream	Metal	0.00	Negative	
484	Building 587 Area 1-23	Door Frame	Cream	Metal	0.00	Negative	
485	Building 587 Area 1-24	Wall A	Cream	Concrete	0.00	Negative	
486	Building 587 Area 1-24	Wall B	Cream	Concrete	0.00	Negative	
487	Building 587 Area 1-24	Wall C	Cream	Concrete	0.00	Negative	
488	Building 587 Area 1-24	Wall D	Cream	Concrete	0.02	Negative	
489	Building 587 Area 1-24	Floor Tile	Brown	Ceramic	0.00	Negative	
490	Building 587 Area 1-24	Baseboard	Brown	Ceramic	0.00	Negative	
491	Building 587 Area 1-24	Window Casing	White	Metal	0.00	Negative	
492	Building 587 Area 1-24	Door	Cream	Metal	0.00	Negative	
493	Building 587 Area 1-24	Door Frame	Cream	Metal	0.00	Negative	
494	Building 587 Area 1-25	Wall A	White	Concrete	0.00	Negative	
495	Building 587 Area 1-25	Wall B	White	Concrete	0.00	Negative	
496	Building 587 Area 1-25	Wall C	White	Concrete	0.02	Negative	
497	Building 587 Area 1-25	Wall D	White	Concrete	0.00	Negative	
498	Building 587 Area 1-25	Floor Tile	Brown	Ceramic	0.00	Negative	
499	Building 587 Area 1-25	Baseboard	Brown	Ceramic	0.00	Negative	
500	Building 587 Area 1-25	Window Casing	White	Metal	0.00	Negative	
501	Building 587 Area 1-25	Door	Cream	Metal	0.00	Negative	
502	Building 587 Area 1-25	Door Frame	Cream	Metal	0.00	Negative	
503	Building 587 Exterior Area, Side A	Floor Tile	Cream	Ceramic	0.00	Negative	
504	Building 587 Exterior Area, Side A	Railing	Cream	Metal	0.27	Negative	
505	Building 587 Exterior Area, Side A	Ceiling	Cream	Concrete	0.03	Negative	
506	Building 587 Exterior Area, Side A	Column	Cream	Concrete	0.00	Negative	
507	Building 587 Exterior Area, Side A	Floor Tile	Red	Ceramic	0.00	Negative	
508	Building 587 Exterior Area, Side A	Fascia	Cream	Wood	0.00	Negative	
509	Building 587 Exterior Area, Side A	Soffit	Cream	Wood	0.00	Negative	
510	Building 587 Exterior Area, Side A	Riser	Red	Concrete	0.00	Negative	
511	Building 587 Exterior Area, Side A	Planter	Cream	Concrete	0.00	Negative	
512	Building 587 Exterior Area, Side A	Wall A	Cream	Concrete	0.00	Negative	
513	Building 587 Exterior Area, Side B	Wall B	Cream	Concrete	0.00	Negative	
514	Building 587 Exterior Area, Side B	Fascia	Cream	Wood	0.00	Negative	
515	Building 587 Exterior Area, Side B	Soffit	Cream	Wood	0.03	Negative	
516	Building 587 Exterior Area, Side B	Railing	Cream	Metal	0.00	Negative	
517	Building 587 Exterior Area, Side C	Wall C	Cream	Concrete	0.00	Negative	
518	Building 587 Exterior Area, Side C	Fascia	Cream	Wood	0.00	Negative	
519	Building 587 Exterior Area, Side C	Soffit	Cream	Wood	0.00	Negative	
520	Building 587 Exterior Area, Side D	Wall C	Cream	Concrete	0.00	Negative	
521	Building 587 Exterior Area, Side D	Fascia	Cream	Wood	0.00	Negative	
522	Building 587 Exterior Area, Side D	Soffit	Cream	Wood	0.00	Negative	
523	Building 588 Area 1-1	Wall A	Green	Concrete	0.00	Negative	
524	Building 588 Area 1-1	Wall B	Green	Concrete	0.00	Negative	
525	Building 588 Area 1-1	Wall C	Green	Concrete	0.00	Negative	
526	Building 588 Area 1-1	Wall D	Green	Concrete	0.00	Negative	
527	Building 588 Area 1-1	Floor Tile	White	Ceramic	0.70	Negative	
528	Building 588 Area 1-1	Floor Tile	White	Ceramic	0.70	Negative	
529	Building 588 Area 1-1	Baseboard	White	Ceramic	0.80	Negative	
530	Building 588 Area 1-1	Screen Door	White	Metal	0.00	Negative	
531	Building 588 Area 1-1	Screen Door Frame	White	Metal	0.00	Negative	
532	Building 588 Area 1-2	Wall A	Green	Concrete	0.00	Negative	
533	Building 588 Area 1-2	Wall C	Green	Concrete	0.00	Negative	
534	Building 588 Area 1-2	Wall D	Green	Concrete	0.00	Negative	
535	Building 588 Area 1-2	Floor Tile	White	Ceramic	0.70	Negative	
536	Building 588 Area 1-2	Baseboard	White	Ceramic	0.80	Negative	
537	Building 588 Area 1-2	Door	Brown	Metal	0.00	Negative	
538	Building 588 Area 1-2	Door Frame	Brown	Metal	0.00	Negative	
539	Building 588 Area 1-3	Door	Green	Metal	0.00	Negative	
540	Building 588 Area 1-3	Door Frame	Green	Metal	0.00	Negative	

PROJECT:	Various Buildings at Camp Santiago, Salinas PR			CLIENT: PRNG			
DATE:	6/25/2025			LBP Inspector: Melanie Bermúdez			
Sample ID.	Functional Space	Location	Color	Subst.	XRF Reading mg/cm2	Pos/Neg	Comments
541	Building 588 Area 1-3	Wall A	Green	Concrete	0.00	Negative	
542	Building 588 Area 1-3	Wall B	Green	Concrete	0.00	Negative	
543	Building 588 Area 1-3	Wall C	Green	Concrete	0.00	Negative	
544	Building 588 Area 1-3	Wall D	Green	Concrete	0.00	Negative	
545	Building 588 Area 1-3	Floor Tile	White	Ceramic	0.70	Negative	
546	Building 588 Area 1-3	Baseboard	White	Ceramic	0.80	Negative	
547	Building 588 Area 1-3	Window Casing	White	Metal	0.00	Negative	
548	Building 588 Area 1-3	Window Screen	White	Metal	0.00	Negative	
549	Building 588 Area 1-4	Door	Green	Metal	0.00	Negative	
550	Building 588 Area 1-4	Door Frame	Green	Metal	0.00	Negative	
551	Building 588 Area 1-4	Wall A	Green	Concrete	0.00	Negative	
552	Building 588 Area 1-4	Wall B	Green	Concrete	0.00	Negative	
553	Building 588 Area 1-4	Wall C	Green	Concrete	0.00	Negative	
554	Building 588 Area 1-4	Wall D	Green	Concrete	0.00	Negative	
555	Building 588 Area 1-4	Floor Tile	White	Ceramic	0.72	Negative	
556	Building 588 Area 1-4	Baseboard	White	Ceramic	0.83	Negative	
557	Building 588 Area 1-4	Window Screen	White	Metal	0.00	Negative	
558	Building 588 Area 1-4	Lavatory	White	Ceramic	0.00	Negative	
559	Building 588 Area 1-5	Door	Green	Metal	0.00	Negative	
560	Building 588 Area 1-5	Door Frame	Green	Metal	0.00	Negative	
561	Building 588 Area 1-5	Wall A	Green	Concrete	0.00	Negative	
562	Building 588 Area 1-5	Wall B	Green	Concrete	0.00	Negative	
563	Building 588 Area 1-5	Wall C	Green	Concrete	0.00	Negative	
564	Building 588 Area 1-5	Wall D	Green	Concrete	0.00	Negative	
565	Building 588 Area 1-5	Floor Tile	White	Ceramic	0.70	Negative	
566	Building 588 Area 1-5	Baseboard	White	Ceramic	0.70	Negative	
567	Building 588 Area 1-5	Window Screen	White	Metal	0.00	Negative	
568	Building 588 Area 1-5	Lavatory	White	Ceramic	0.00	Negative	
569	Building 588 Area 1-6	Door	Green	Metal	0.00	Negative	
570	Building 588 Area 1-6	Door Frame	Green	Metal	0.00	Negative	
571	Building 588 Area 1-6	Wall A	Green	Concrete	0.00	Negative	
572	Building 588 Area 1-6	Wall B	Green	Concrete	0.00	Negative	
573	Building 588 Area 1-6	Wall C	Green	Concrete	0.00	Negative	
574	Building 588 Area 1-6	Wall D	Green	Concrete	0.00	Negative	
575	Building 588 Area 1-6	Floor Tile	White	Ceramic	0.70	Negative	
576	Building 588 Area 1-6	Baseboard	White	Ceramic	0.80	Negative	
577	Building 588 Area 1-6	Window Screen	White	Metal	0.00	Negative	
578	Building 588 Area 1-6	Lavatory	White	Ceramic	0.00	Negative	
579	Building 588 Area 1-6	Floor Tile	Gray	Ceramic	0.00	Negative	
580	Building 588 Area 1-7	Door	Green	Metal	0.00	Negative	
581	Building 588 Area 1-7	Door Frame	Green	Metal	0.00	Negative	
582	Building 588 Area 1-7	Wall A	Green	Concrete	0.00	Negative	
583	Building 588 Area 1-7	Wall B	Green	Concrete	0.00	Negative	
584	Building 588 Area 1-7	Wall C	Green	Concrete	0.00	Negative	
585	Building 588 Area 1-7	Wall D	Green	Concrete	0.00	Negative	
586	Building 588 Area 1-7	Floor Tile	White	Ceramic	0.75	Negative	
587	Building 588 Area 1-7	Baseboard	White	Ceramic	0.75	Negative	
588	Building 588 Area 1-7	Window Screen	White	Metal	0.00	Negative	
589	Building 588 Area 1-7	Lavatory	White	Ceramic	0.00	Negative	
590	Building 588 Area 1-8	Door	Green	Metal	0.00	Negative	
591	Building 588 Area 1-8	Door Frame	Green	Metal	0.00	Negative	
592	Building 588 Area 1-8	Wall A	Green	Concrete	0.00	Negative	
593	Building 588 Area 1-8	Wall B	Green	Concrete	0.00	Negative	
594	Building 588 Area 1-8	Wall C	Green	Concrete	0.00	Negative	
595	Building 588 Area 1-8	Wall D	Green	Concrete	0.00	Negative	
596	Building 588 Area 1-8	Floor Tile	White	Ceramic	0.73	Negative	
597	Building 588 Area 1-8	Baseboard	White	Ceramic	0.82	Negative	
598	Building 588 Area 1-8	Window Screen	White	Metal	0.00	Negative	
599	Building 588 Area 1-8	Lavatory	White	Ceramic	0.00	Negative	
600	Calibration				1.00		

PROJECT:	Various Buildings at Camp Santiago, Salinas PR			CLIENT: PRNG			
DATE:	6/25/2025			LBP Inspector: Melanie Bermúdez			
Sample ID.	Functional Space	Location	Color	Subst.	XRF Reading mg/cm2	Pos/Neg	Comments
601	Calibration				1.00		
602	Calibration				1.00		
603	Building 588 Area 1-9	Door	Green	Metal	0.00	Negative	
604	Building 588 Area 1-9	Door Frame	Green	Metal	0.00	Negative	
605	Building 588 Area 1-9	Wall A	Green	Concrete	0.00	Negative	
606	Building 588 Area 1-9	Wall B	Green	Concrete	0.00	Negative	
607	Building 588 Area 1-9	Wall C	Green	Concrete	0.00	Negative	
608	Building 588 Area 1-9	Wall D	Green	Concrete	0.00	Negative	
609	Building 588 Area 1-9	Floor Tile	White	Ceramic	0.71	Negative	
610	Building 588 Area 1-9	Baseboard	White	Ceramic	0.70	Negative	
611	Building 588 Area 1-9	Window Screen	White	Metal	0.00	Negative	
612	Building 588 Area 1-10	Door	Green	Metal	0.00	Negative	
613	Building 588 Area 1-10	Door Frame	Green	Metal	0.00	Negative	
614	Building 588 Area 1-10	Wall A	Green	Concrete	0.00	Negative	
615	Building 588 Area 1-10	Wall B	Green	Concrete	0.00	Negative	
616	Building 588 Area 1-10	Wall C	Green	Concrete	0.00	Negative	
617	Building 588 Area 1-10	Wall D	Green	Concrete	0.00	Negative	
618	Building 588 Area 1-10	Floor Tile	White	Ceramic	0.73	Negative	
619	Building 588 Area 1-10	Baseboard	White	Ceramic	0.83	Negative	
620	Building 588 Area 1-10	Window Screen	White	Metal	0.00	Negative	
621	Building 588 Area 1-10	Lavatory	White	Ceramic	0.00	Negative	
622	Building 588 Area 1-11	Door	Green	Metal	0.00	Negative	
623	Building 588 Area 1-11	Door Frame	Green	Metal	0.00	Negative	
624	Building 588 Area 1-11	Wall A	Green	Concrete	0.00	Negative	
625	Building 588 Area 1-11	Wall B	Green	Concrete	0.00	Negative	
626	Building 588 Area 1-11	Wall C	Green	Concrete	0.00	Negative	
627	Building 588 Area 1-11	Wall D	Green	Concrete	0.00	Negative	
628	Building 588 Area 1-11	Floor Tile	White	Ceramic	0.74	Negative	
629	Building 588 Area 1-11	Baseboard	White	Ceramic	0.81	Negative	
630	Building 588 Area 1-11	Window Screen	White	Metal	0.00	Negative	
631	Building 588 Area 1-11	Lavatory	White	Ceramic	0.00	Negative	
632	Building 588 Area 1-12	Wall A	Green	Concrete	0.00	Negative	
633	Building 588 Area 1-12	Wall B	Green	Concrete	0.00	Negative	
634	Building 588 Area 1-12	Wall C	Green	Concrete	0.00	Negative	
635	Building 588 Area 1-12	Wall D	Green	Concrete	0.00	Negative	
636	Building 588 Area 1-12	Baseboard	Brown	Wood	0.00	Negative	
637	Building 588 Area 1-12	Lavatory	White	Ceramic	0.01	Negative	
638	Building 588 Area 1-12	Window Screen	White	Metal	0.00	Negative	
639	Building 588 Area 1-13	Wall A	Green	Concrete	0.00	Negative	
640	Building 588 Area 1-13	Wall B	Green	Concrete	0.00	Negative	
641	Building 588 Area 1-13	Wall C	Green	Concrete	0.00	Negative	
642	Building 588 Area 1-13	Wall D	Green	Concrete	0.00	Negative	
643	Building 588 Area 1-13	Baseboard	Brown	Wood	0.00	Negative	
644	Building 588 Area 1-13	Lavatory	White	Ceramic	0.00	Negative	
645	Building 588 Area 1-13	Window Screen	White	Metal	0.00	Negative	
646	Building 588 Area 1-14	Wall A	Green	Concrete	0.03	Negative	
647	Building 588 Area 1-14	Wall B	Green	Concrete	0.00	Negative	
648	Building 588 Area 1-14	Wall C	Green	Concrete	0.00	Negative	
649	Building 588 Area 1-14	Wall D	Green	Concrete	0.00	Negative	
650	Building 588 Area 1-14	Floor Tile	White	Ceramic	0.70	Negative	
651	Building 588 Area 1-14	Baseboard	White	Ceramic	0.80	Negative	
652	Building 588 Area 1-14	Door	Green	Metal	0.00	Negative	
653	Building 588 Area 1-14	Door Frame	Green	Metal	0.00	Negative	
654	Building 588 Area 1-15	Wall A	Green	Concrete	0.00	Negative	
655	Building 588 Area 1-15	Wall B	Green	Concrete	0.00	Negative	
656	Building 588 Area 1-15	Wall C	Green	Concrete	0.00	Negative	
657	Building 588 Area 1-15	Wall D	Green	Concrete	0.00	Negative	
658	Building 588 Area 1-15	Floor Tile	White	Ceramic	0.70	Negative	
659	Building 588 Area 1-15	Baseboard	White	Ceramic	0.80	Negative	
660	Building 588 Area 1-15	Door	Green	Metal	0.00	Negative	

PROJECT:	Various Buildings at Camp Santiago, Salinas PR			CLIENT: PRNG			
DATE:	6/25/2025			LBP Inspector: Melanie Bermúdez			
Sample ID.	Functional Space	Location	Color	Subst.	XRF Reading mg/cm2	Pos/Neg	Comments
661	Building 588 Area 1-15	Door Frame	Green	Metal	0.00	Negative	
662	Building 588 Area 1-16	Wall A	Green	Concrete	0.00	Negative	
663	Building 588 Area 1-16	Wall B	Green	Concrete	0.00	Negative	
664	Building 588 Area 1-16	Wall C	Green	Concrete	0.00	Negative	
665	Building 588 Area 1-16	Floor Tile	White	Ceramic	0.70	Negative	
666	Building 588 Area 1-16	Baseboard	White	Ceramic	0.80	Negative	
667	Building 588 Area 1-17	Wall A	Green	Concrete	0.00	Negative	
668	Building 588 Area 1-17	Wall B	Green	Concrete	0.00	Negative	
669	Building 588 Area 1-17	Wall C	Green	Concrete	0.00	Negative	
670	Building 588 Area 1-17	Floor Tile	White	Ceramic	0.70	Negative	
671	Building 588 Area 1-17	Baseboard	White	Ceramic	0.80	Negative	
672	Building 588 Area 1-18	Ceiling	Green	Drywall	0.00	Negative	
673	Building 588 Area 1-18	Wall A	Green	Concrete	0.00	Negative	
674	Building 588 Area 1-18	Wall B	Green	Concrete	0.00	Negative	
675	Building 588 Area 1-18	Wall C	Green	Concrete	0.00	Negative	
676	Building 588 Area 1-18	Wall D	Green	Concrete	0.03	Negative	
677	Building 588 Area 1-18	Door	Green	Metal	0.00	Negative	
678	Building 588 Area 1-18	Door Frame	Green	Metal	0.00	Negative	
679	Building 588 Area 1-18	Wall Tile	White	Ceramic	0.00	Negative	
680	Building 588 Area 1-18	Floor Tile	White	Ceramic	0.70	Negative	
681	Building 588 Area 1-18	Toilet	White	Ceramic	0.00	Negative	
682	Building 588 Area 1-18	Lavatory	White	Ceramic	0.00	Negative	
683	Building 588 Area 1-18	Urinal	White	Ceramic	0.00	Negative	
684	Building 588 Area 1-19	Ceiling	Green	Drywall	0.00	Negative	
685	Building 588 Area 1-19	Wall A	Green	Concrete	0.00	Negative	
686	Building 588 Area 1-19	Wall B	Green	Concrete	0.01	Negative	
687	Building 588 Area 1-19	Wall C	Green	Concrete	0.00	Negative	
688	Building 588 Area 1-19	Wall D	Green	Concrete	0.00	Negative	
689	Building 588 Area 1-19	Door	Green	Metal	0.00	Negative	
690	Building 588 Area 1-19	Door Frame	Green	Metal	0.00	Negative	
691	Building 588 Area 1-19	Wall Tile	White	Ceramic	0.00	Negative	
692	Building 588 Area 1-19	Floor Tile	White	Ceramic	0.70	Negative	
693	Building 588 Area 1-19	Toilet	White	Ceramic	0.00	Negative	
694	Building 588 Area 1-19	Lavatory	White	Ceramic	0.00	Negative	
695	Building 588 Area 1-19	Urinal	White	Ceramic	0.00	Negative	
696	Building 588 Area 1-20	Ceiling	Green	Drywall	0.01	Negative	
697	Building 588 Area 1-20	Wall A	Green	Concrete	0.00	Negative	
698	Building 588 Area 1-20	Wall B	Green	Concrete	0.00	Negative	
699	Building 588 Area 1-20	Wall C	Green	Concrete	0.00	Negative	
700	Building 588 Area 1-20	Wall D	Green	Concrete	0.00	Negative	
701	Building 588 Area 1-20	Door	Green	Metal	0.00	Negative	
702	Building 588 Area 1-20	Door Frame	Green	Metal	0.00	Negative	
703	Building 588 Area 1-20	Wall Tile	White	Ceramic	0.00	Negative	
704	Building 588 Area 1-20	Floor Tile	White	Ceramic	0.70	Negative	
705	Building 588 Area 1-20	Toilet	White	Ceramic	0.00	Negative	
706	Building 588 Area 1-20	Lavatory	White	Ceramic	0.00	Negative	
707	Building 588 Area 1-21	Wall A	Green	Concrete	0.00	Negative	
708	Building 588 Area 1-21	Wall B	Green	Concrete	0.00	Negative	
709	Building 588 Area 1-21	Wall C	Green	Concrete	0.00	Negative	
710	Building 588 Area 1-21	Wall D	Green	Concrete	0.00	Negative	
711	Building 588 Area 1-21	Door	Green	Metal	0.00	Negative	
712	Building 588 Area 1-21	Door Frame	Green	Metal	0.00	Negative	
713	Building 588 Area 1-21	Door	Green	Metal	0.00	Negative	
714	Building 588 Area 1-21	Door Frame	Green	Metal	0.00	Negative	
715	Building 588 Area 1-21	Floor Tile	White	Ceramic	0.70	Negative	
716	Building 588 Area 1-21	Baseboard	White	Ceramic	0.80	Negative	
717	Building 588 Area 1-21	Window Screen	White	Metal	0.00	Negative	
718	Building 588 Area 1-21	Lavatory	White	Ceramic	0.00	Negative	
719	Building 588 Area 1-21	Lavatory	White	Ceramic	0.03	Negative	
720	Building 588 Area 1-22	Wall A	Green	Concrete	0.00	Negative	

PROJECT:	Various Buildings at Camp Santiago, Salinas PR			CLIENT: PRNG			
DATE:	6/25/2025			LBP Inspector: Melanie Bermúdez			
Sample ID.	Functional Space	Location	Color	Subst.	XRF Reading mg/cm2	Pos/Neg	Comments
721	Building 588 Area 1-22	Wall B	Green	Concrete	0.00	Negative	
722	Building 588 Area 1-22	Wall C	Green	Concrete	0.00	Negative	
723	Building 588 Area 1-22	Wall D	Green	Concrete	0.00	Negative	
724	Building 588 Area 1-22	Door	Green	Metal	0.00	Negative	
725	Building 588 Area 1-22	Door Frame	Green	Metal	0.02	Negative	
726	Building 588 Area 1-22	Door	Green	Metal	0.00	Negative	
727	Building 588 Area 1-22	Door Frame	Green	Metal	0.00	Negative	
728	Building 588 Area 1-22	Floor Tile	White	Ceramic	0.70	Negative	
729	Building 588 Area 1-22	Baseboard	White	Ceramic	0.80	Negative	
730	Building 588 Area 1-22	Window Shutter	White	Metal	0.00	Negative	
731	Building 588 Area 1-22	Lavatory	White	Ceramic	0.01	Negative	
732	Building 588 Area 1-22	Lavatory	White	Ceramic	0.01	Negative	
733	Building 588 Area 1-23	Wall A	Green	Concrete	0.00	Negative	
734	Building 588 Area 1-23	Wall B	Green	Concrete	0.00	Negative	
735	Building 588 Area 1-23	Wall C	Green	Concrete	0.00	Negative	
736	Building 588 Area 1-23	Wall D	Green	Concrete	0.00	Negative	
737	Building 588 Area 1-23	Floor Tile	White	Ceramic	0.70	Negative	
738	Building 588 Area 1-23	Baseboard	White	Ceramic	0.80	Negative	
739	Building 588 Area 1-23	Window Screen	White	Metal	0.00	Negative	
740	Building 588 Area 1-23	Door	Green	Metal	0.00	Negative	
741	Building 588 Area 1-23	Door Frame	Green	Metal	0.00	Negative	
742	Building 588 Exterior Area, Side D	Wall D	Cream	Concrete	0.00	Negative	
743	Building 588 Exterior Area, Side D	Fascia	Brown	Wood	0.00	Negative	
744	Building 588 Exterior Area, Side D	Soffit	Brown	Wood	0.00	Negative	
745	Building 588 Exterior Area, Side D	Lower Wall	Cream	Concrete	0.00	Negative	
746	Building 588 Exterior Area, Side C	Wall D	Cream	Concrete	0.00	Negative	
747	Building 588 Exterior Area, Side C	Fascia	Brown	Wood	0.00	Negative	
748	Building 588 Exterior Area, Side C	Soffit	Brown	Wood	0.00	Negative	
749	Building 588 Exterior Area, Side C	Lower Wall	Cream	Concrete	0.00	Negative	
750	Building 588 Exterior Area, Side B	Wall D	Cream	Concrete	0.00	Negative	
751	Building 588 Exterior Area, Side B	Fascia	Brown	Wood	0.00	Negative	
752	Building 588 Exterior Area, Side B	Soffit	Brown	Wood	0.00	Negative	
753	Building 588 Exterior Area, Side B	Lower Wall	Cream	Concrete	0.00	Negative	
754	Building 588 Exterior Area, Side A	Wall D	Cream	Concrete	0.03	Negative	
755	Building 588 Exterior Area, Side A	Fascia	Brown	Wood	0.00	Negative	
756	Building 588 Exterior Area, Side A	Soffit	Brown	Wood	0.00	Negative	
757	Building 588 Exterior Area, Side A	Lower Wall	Cream	Concrete	0.00	Negative	
758	Building 918 Exterior Area, Side D	Wall D	Cream	Concrete	0.00	Negative	
759	Building 918 Exterior Area, Side D	Grille	Brown	Metal	0.00	Negative	
760	Building 918 Exterior Area, Side D	Grille	Brown	Metal	0.01	Negative	
761	Building 918 Exterior Area, Side D	Ceiling	Brown	Concrete	0.00	Negative	
762	Building 918 Exterior Area, Side C	Wall C	Cream	Concrete	0.00	Negative	
763	Building 918 Exterior Area, Side C	Ceiling	Cream	Concrete	0.00	Negative	
764	Building 918 Exterior Area, Side B	Wall B	Cream	Concrete	0.00	Negative	
765	Building 918 Exterior Area, Side B	Ceiling	Brown	Concrete	0.03	Negative	
766	Building 918 Exterior Area, Side A	Wall A	Cream	Concrete	0.00	Negative	
767	Building 918 Exterior Area, Side A	Ceiling	Brown	Concrete	0.00	Negative	
768	Building 918 Area 1-1	Wall A	Cream	Concrete	0.00	Negative	
769	Building 918 Area 1-1	Wall B	Cream	Concrete	0.01	Negative	
770	Building 918 Area 1-1	Wall C	Cream	Concrete	0.00	Negative	
771	Building 918 Area 1-1	Wall D	Cream	Concrete	0.00	Negative	
772	Building 918 Area 1-1	Toilet	White	Ceramic	0.03	Negative	
773	Building 918 Area 1-1	Ceiling	White	Concrete	0.00	Negative	
774	Building 918 Area 1-1	Door	Brown	Metal	0.00	Negative	
775	Building 918 Area 1-1	Door Frame	Brown	Metal	0.00	Negative	
776	Building 918 Area 1-1	Door	Brown	Wood	0.00	Negative	
777	Building 918 Area 1-1	Door Frame	Brown	Wood	0.02	Negative	
778	Building 918 Area 1-2	Wall A	Cream	Concrete	0.00	Negative	
779	Building 918 Area 1-2	Wall B	Cream	Concrete	0.00	Negative	
780	Building 918 Area 1-2	Wall C	Cream	Concrete	0.00	Negative	

PROJECT:	Various Buildings at Camp Santiago, Salinas PR			CLIENT: PRNG			
DATE:	6/25/2025			LBP Inspector: Melanie Bermúdez			
Sample ID.	Functional Space	Location	Color	Subst.	XRF Reading mg/cm2	Pos/Neg	Comments
781	Building 918 Area 1-2	Wall D	Cream	Concrete	0.00	Negative	
782	Building 918 Area 1-2	Toilet	White	Ceramic	0.01	Negative	
783	Building 918 Area 1-2	Ceiling	White	Concrete	0.00	Negative	
784	Building 918 Area 1-2	Door	Brown	Metal	0.00	Negative	
785	Building 918 Area 1-2	Door Frame	Brown	Metal	0.00	Negative	
786	Building 918 Area 1-2	Door	Brown	Wood	0.00	Negative	
787	Building 918 Area 1-2	Door Frame	Brown	Wood	0.03	Negative	
788	Calibration				1.00		
789	Calibration				1.00		
790	Calibration				1.00		

PROJECT:	Various Buildings at Camp Santiago, Salinas PR			CLIENT: PRNG			
DATE:	6/30/2025			LBP Inspector: Karla Sotomayor			
Sample ID.	Functional Space	Location	Color	Subst.	XRF Reading mg/cm2	Pos/Neg	Comments
1	Calibration				1.00		
2	Calibration				1.00		
3	Calibration				1.00		
4	Building 33 Area 1-11	Wall A	Cream	Concrete	0.00	Negative	
5	Building 33 Area 1-11	Wall B	Cream	Concrete	0.00	Negative	
6	Building 33 Area 1-11	Door	Brown	Wood	0.00	Negative	
7	Building 33 Area 1-11	Door Frame	Brown	Wood	0.00	Negative	
8	Building 33 Area 1-11	Wall Tile	White	Ceramic	0.00	Negative	
9	Building 33 Area 1-11	Baseboard	White	Ceramic	0.00	Negative	
10	Building 33 Area 1-11	Wall C	Cream	Drywall	0.00	Negative	
11	Building 33 Area 1-11	Wall D	Cream	Drywall	0.02	Negative	
12	Building 587 Area 1-10	Wall A	Cream	Concrete	0.00	Negative	
13	Building 587 Area 1-10	Wall B	Cream	Concrete	0.00	Negative	
14	Building 587 Area 1-10	Wall C	Cream	Concrete	0.00	Negative	
15	Building 587 Area 1-10	Wall D	Cream	Concrete	0.00	Negative	
16	Building 587 Area 1-10	Floor	Gray	Concrete	0.00	Negative	
17	Building 587 Area 1-10	Ceiling	Cream	Concrete	0.00	Negative	
18	Building 587 Area 1-10	Door	Gray	Metal	0.03	Negative	
19	Building 587 Area 1-10	Door Frame	Gray	Metal	0.00	Negative	
20	Building 587 Area 1-11	Wall A	Cream	Concrete	0.00	Negative	
21	Building 587 Area 1-11	Wall B	Cream	Concrete	0.00	Negative	
22	Building 587 Area 1-11	Wall C	Cream	Concrete	0.00	Negative	
23	Building 587 Area 1-11	Wall D	Cream	Concrete	0.01	Negative	
24	Building 587 Area 1-11	Ceiling	Cream	Concrete	0.00	Negative	
25	Building 587 Area 1-11	Floor	Gray	Concrete	0.00	Negative	
26	Building 587 Area 1-11	Door	Cream	Metal	0.00	Negative	
27	Building 587 Area 1-11	Door Frame	Cream	Metal	0.00	Negative	
28	Building 589 Area 1-1	Wall A	Cream	Concrete	0.00	Negative	
29	Building 589 Area 1-1	Wall C	Cream	Concrete	0.03	Negative	
30	Building 589 Area 1-1	Wall A	White	Concrete	0.00	Negative	
31	Building 589 Area 1-1	Wall C	White	Concrete	0.00	Negative	
32	Building 589 Area 1-1	Beam	White	Concrete	0.00	Negative	
33	Building 589 Area 1-1	Door	Brown	Metal	0.00	Negative	
34	Building 589 Area 1-1	Door Frame	Brown	Metal	0.00	Negative	
35	Building 589 Area 1-1	Wall D	White	Concrete	0.00	Negative	
36	Building 589 Area 1-2	Wall A	White	Concrete	0.02	Negative	
37	Building 589 Area 1-2	Wall B	White	Concrete	0.00	Negative	
38	Building 589 Area 1-2	Wall C	White	Concrete	0.00	Negative	
39	Building 589 Area 1-2	Wall D	White	Concrete	0.00	Negative	
40	Building 589 Area 1-2	Wall A	Brown	Concrete	0.00	Negative	
41	Building 589 Area 1-2	Wall B	Brown	Concrete	0.00	Negative	
42	Building 589 Area 1-2	Wall C	Brown	Concrete	0.03	Negative	
43	Building 589 Area 1-2	Wall D	Brown	Concrete	0.00	Negative	
44	Building 589 Area 1-2	Window Casing	White	Metal	0.00	Negative	
45	Building 589 Area 1-3	Wall A	White	Concrete	0.00	Negative	
46	Building 589 Area 1-3	Wall B	White	Concrete	0.00	Negative	
47	Building 589 Area 1-3	Wall C	White	Concrete	0.00	Negative	
48	Building 589 Area 1-3	Wall D	White	Concrete	0.01	Negative	
49	Building 589 Area 1-3	Wall A	Cream	Concrete	0.00	Negative	
50	Building 589 Area 1-3	Wall B	Cream	Concrete	0.00	Negative	
51	Building 589 Area 1-3	Wall C	Cream	Concrete	0.00	Negative	
52	Building 589 Area 1-3	Wall D	Cream	Concrete	0.00	Negative	
53	Building 589 Area 1-3	Window Casing	White	Metal	0.03	Negative	
54	Building 589 Area 1-3	Column	Cream	Concrete	0.00	Negative	
55	Building 589 Area 1-3	Column	White	Concrete	0.00	Negative	
56	Building 589 Area 1-3	Door	Cream	Metal	0.00	Negative	
57	Building 589 Area 1-3	Door Frame	Cream	Metal	0.00	Negative	
58	Building 589 Area 1-4	Door	Cream	Metal	0.00	Negative	
59	Building 589 Area 1-4	Door Frame	Cream	Metal	0.00	Negative	
60	Building 589 Area 1-4	Window Casing	White	Metal	0.00	Negative	

PROJECT:	Various Buildings at Camp Santiago, Salinas PR			CLIENT: PRNG			
DATE:	6/30/2025			LBP Inspector: Karla Sotomayor			
Sample ID.	Functional Space	Location	Color	Subst.	XRF Reading mg/cm2	Pos/Neg	Comments
61	Building 589 Area 1-4	Wall A	Cream	Concrete	0.00	Negative	
62	Building 589 Area 1-4	Wall B	Cream	Concrete	0.00	Negative	
63	Building 589 Area 1-4	Wall C	Cream	Concrete	0.00	Negative	
64	Building 589 Area 1-4	Wall D	Cream	Concrete	0.00	Negative	
65	Building 589 Area 1-4	Wall A	White	Concrete	0.00	Negative	
66	Building 589 Area 1-4	Wall B	White	Concrete	0.00	Negative	
67	Building 589 Area 1-4	Wall C	White	Concrete	0.00	Negative	
68	Building 589 Area 1-4	Wall D	White	Concrete	0.00	Negative	
69	Building 589 Area 1-4	Partition	Cream	Metal	0.00	Negative	
70	Building 589 Area 1-4	Door	Cream	Metal	0.00	Negative	
71	Building 589 Area 1-5	Door	Brown	Metal	0.03	Negative	
72	Building 589 Area 1-5	Door Frame	Brown	Metal	0.00	Negative	
73	Building 589 Area 1-5	Wall A	Cream	Concrete	0.00	Negative	
74	Building 589 Area 1-5	Wall B	Cream	Concrete	0.00	Negative	
75	Building 589 Area 1-5	Wall C	Cream	Concrete	0.00	Negative	
76	Building 589 Area 1-5	Wall D	Cream	Concrete	0.00	Negative	
77	Building 589 Area 1-5	Wall A	White	Concrete	0.02	Negative	
78	Building 589 Area 1-5	Wall B	White	Concrete	0.00	Negative	
79	Building 589 Area 1-5	Wall C	White	Concrete	0.00	Negative	
80	Building 589 Area 1-5	Wall D	White	Concrete	0.00	Negative	
81	Building 589 Area 1-5	Wall A	White	Drywall	0.00	Negative	
82	Building 589 Area 1-5	Wall C	White	Drywall	0.00	Negative	
83	Building 589 Area 1-5	Wall B	White	Drywall	0.01	Negative	
84	Building 589 Area 1-5	Wall A	White	Drywall	0.00	Negative	
85	Building 589 Area 1-5	Wall C	White	Drywall	0.00	Negative	
86	Building 589 Area 1-5	Wall B	White	Drywall	0.00	Negative	
87	Building 589 Area 1-5	Wall A	Cream	Drywall	0.00	Negative	
88	Building 589 Area 1-5	Wall C	Cream	Drywall	0.01	Negative	
89	Building 589 Area 1-5	Wall B	Cream	Drywall	0.00	Negative	
90	Building 589 Area 1-5	Wall A	Cream	Drywall	0.00	Negative	
91	Building 589 Area 1-5	Wall C	Cream	Drywall	0.00	Negative	
92	Building 589 Area 1-5	Wall B	Cream	Drywall	0.00	Negative	
93	Building 589 Area 1-6	Wall A	White	Concrete	0.00	Negative	
94	Building 589 Area 1-6	Wall D	White	Concrete	0.00	Negative	
95	Building 589 Area 1-6	Wall A	Cream	Concrete	0.00	Negative	
96	Building 589 Area 1-6	Wall D	Cream	Concrete	0.00	Negative	
97	Building 589 Area 1-6	Wall B	Cream	Drywall	0.02	Negative	
98	Building 589 Area 1-6	Wall C	Cream	Drywall	0.00	Negative	
99	Building 589 Area 1-6	Wall B	White	Drywall	0.00	Negative	
100	Building 589 Area 1-6	Wall C	White	Drywall	0.00	Negative	
101	Building 589 Area 1-6	Door	Cream	Metal	0.00	Negative	
102	Building 589 Area 1-6	Door Frame	Cream	Metal	0.00	Negative	
103	Building 589 Area 1-7	Door	Cream	Metal	0.00	Negative	
104	Building 589 Area 1-7	Door Frame	Cream	Metal	0.00	Negative	
105	Building 589 Area 1-7	Wall A	White	Concrete	0.00	Negative	
106	Building 589 Area 1-7	Wall B	White	Concrete	0.00	Negative	
107	Building 589 Area 1-7	Wall A	Cream	Concrete	0.00	Negative	
108	Building 589 Area 1-7	Wall B	Cream	Concrete	0.00	Negative	
109	Building 589 Area 1-7	Wall C	Cream	Drywall	0.00	Negative	
110	Building 589 Area 1-7	Wall D	Cream	Drywall	0.02	Negative	
111	Building 589 Area 1-7	Wall C	White	Drywall	0.00	Negative	
112	Building 589 Area 1-7	Wall D	White	Drywall	0.00	Negative	
113	Building 589 Area 1-8	Door	Cream	Metal	0.00	Negative	
114	Building 589 Area 1-8	Door Frame	Cream	Metal	0.00	Negative	
115	Building 589 Area 1-8	Wall A	Cream	Drywall	0.01	Negative	
116	Building 589 Area 1-8	Wall C	Cream	Drywall	0.00	Negative	
117	Building 589 Area 1-8	Wall D	Cream	Drywall	0.00	Negative	
118	Building 589 Area 1-8	Wall A	White	Drywall	0.00	Negative	
119	Building 589 Area 1-8	Wall C	White	Drywall	0.00	Negative	
120	Building 589 Area 1-8	Wall D	White	Drywall	0.00	Negative	

PROJECT:	Various Buildings at Camp Santiago, Salinas PR			CLIENT: PRNG			
DATE:	6/30/2025			LBP Inspector: Karla Sotomayor			
Sample ID.	Functional Space	Location	Color	Subst.	XRF Reading mg/cm2	Pos/Neg	Comments
121	Building 589 Area 1-8	Wall B	White	Concrete	0.00	Negative	
122	Building 589 Area 1-8	Wall B	Cream	Concrete	0.00	Negative	
123	Building 589 Area 1-9	Door	Cream	Metal	0.00	Negative	
124	Building 589 Area 1-9	Door Frame	Cream	Metal	0.00	Negative	
125	Building 589 Area 1-9	Wall A	Cream	Drywall	0.00	Negative	
126	Building 589 Area 1-9	Wall C	Cream	Drywall	0.00	Negative	
127	Building 589 Area 1-9	Wall D	Cream	Drywall	0.00	Negative	
128	Building 589 Area 1-9	Wall A	White	Drywall	0.00	Negative	
129	Building 589 Area 1-9	Wall C	White	Drywall	0.00	Negative	
130	Building 589 Area 1-9	Wall D	White	Drywall	0.00	Negative	
131	Building 589 Area 1-9	Wall B	White	Concrete	0.00	Negative	
132	Building 589 Area 1-9	Wall B	Cream	Concrete	0.00	Negative	
133	Building 589 Area 1-9	Window Casing	White	Metal	0.00	Negative	
134	Building 589 Area 1-10	Wall D	White	Concrete	0.00	Negative	
135	Building 589 Area 1-10	Wall D	Cream	Concrete	0.03	Negative	
136	Building 589 Area 1-10	Wall A	Cream	Drywall	0.00	Negative	
137	Building 589 Area 1-10	Wall B	Cream	Drywall	0.00	Negative	
138	Building 589 Area 1-10	Wall C	Cream	Drywall	0.00	Negative	
139	Building 589 Area 1-10	Wall A	White	Drywall	0.00	Negative	
140	Building 589 Area 1-10	Wall B	White	Drywall	0.01	Negative	
141	Building 589 Area 1-10	Wall C	White	Drywall	0.00	Negative	
142	Building 589 Area 1-10	Door	Cream	Metal	0.00	Negative	
143	Building 589 Area 1-10	Door Frame	Cream	Metal	0.00	Negative	
144	Building 589 Area 1-11	Door	Cream	Metal	0.00	Negative	
145	Building 589 Area 1-11	Door Frame	Cream	Metal	0.00	Negative	
146	Building 589 Area 1-11	Wall D	Cream	Concrete	0.00	Negative	
147	Building 589 Area 1-11	Wall D	White	Concrete	0.00	Negative	
148	Building 589 Area 1-11	Wall A	Cream	Drywall	0.00	Negative	
149	Building 589 Area 1-11	Wall B	Cream	Drywall	0.02	Negative	
150	Building 589 Area 1-11	Wall C	Cream	Drywall	0.00	Negative	
151	Building 589 Area 1-11	Wall A	White	Drywall	0.00	Negative	
152	Building 589 Area 1-11	Wall B	White	Drywall	0.00	Negative	
153	Building 589 Area 1-11	Wall C	White	Drywall	0.00	Negative	
154	Building 589 Area 1-12	Door	Cream	Metal	0.00	Negative	
155	Building 589 Area 1-12	Door Frame	Cream	Metal	0.00	Negative	
156	Building 589 Area 1-12	Wall B	Cream	Concrete	0.00	Negative	
157	Building 589 Area 1-12	Wall B	White	Concrete	0.00	Negative	
158	Building 589 Area 1-12	Wall A	Cream	Drywall	0.00	Negative	
159	Building 589 Area 1-12	Wall C	Cream	Drywall	0.02	Negative	
160	Building 589 Area 1-12	Wall D	Cream	Drywall	0.00	Negative	
161	Building 589 Area 1-12	Wall A	White	Drywall	0.00	Negative	
162	Building 589 Area 1-12	Wall C	White	Drywall	0.00	Negative	
163	Building 589 Area 1-12	Wall D	White	Drywall	0.00	Negative	
164	Building 589 Area 1-12	Window Casing	White	Metal	0.02	Negative	
165	Building 589 Area 1-13	Wall B	Cream	Concrete	0.00	Negative	
166	Building 589 Area 1-13	Wall B	White	Concrete	0.00	Negative	
167	Building 589 Area 1-13	Wall A	White	Drywall	0.00	Negative	
168	Building 589 Area 1-13	Wall C	White	Drywall	0.03	Negative	
169	Building 589 Area 1-13	Wall D	White	Drywall	0.00	Negative	
170	Building 589 Area 1-13	Wall A	Cream	Drywall	0.00	Negative	
171	Building 589 Area 1-13	Wall C	Cream	Drywall	0.00	Negative	
172	Building 589 Area 1-13	Wall D	Cream	Drywall	0.01	Negative	
173	Building 589 Area 1-13	Door	Cream	Metal	0.00	Negative	
174	Building 589 Area 1-13	Door Frame	Cream	Metal	0.00	Negative	
175	Building 589 Area 1-14	Column	Cream	Concrete	0.00	Negative	
176	Building 589 Area 1-14	Column	White	Concrete	0.02	Negative	
177	Building 589 Area 1-14	Door	Cream	Metal	0.00	Negative	
178	Building 589 Area 1-14	Door Frame	Cream	Metal	0.00	Negative	
179	Building 589 Area 1-14	Wall B	Cream	Concrete	0.00	Negative	
180	Building 589 Area 1-14	Wall B	White	Concrete	0.00	Negative	

PROJECT:	Various Buildings at Camp Santiago, Salinas PR			CLIENT: PRNG			
DATE:	6/30/2025			LBP Inspector: Karla Sotomayor			
Sample ID.	Functional Space	Location	Color	Subst.	XRF Reading mg/cm2	Pos/Neg	Comments
181	Building 589 Area 1-14	Wall A	Cream	Drywall	0.00	Negative	
182	Building 589 Area 1-14	Wall C	Cream	Drywall	0.00	Negative	
183	Building 589 Area 1-14	Wall D	Cream	Drywall	0.00	Negative	
184	Building 589 Area 1-14	Wall A	White	Drywall	0.00	Negative	
185	Building 589 Area 1-14	Wall C	White	Drywall	0.00	Negative	
186	Building 589 Area 1-14	Wall D	White	Drywall	0.00	Negative	
187	Building 589 Area 1-14	Window Casing	White	Metal	0.00	Negative	
188	Building 589 Area 1-15	Door	Cream	Metal	0.00	Negative	
189	Building 589 Area 1-15	Door Frame	Cream	Metal	0.00	Negative	
190	Building 589 Area 1-15	Column	Cream	Concrete	0.00	Negative	
191	Building 589 Area 1-15	Column	White	Concrete	0.00	Negative	
192	Building 589 Area 1-15	Wall C	Cream	Concrete	0.00	Negative	
193	Building 589 Area 1-15	Wall D	Cream	Concrete	0.00	Negative	
194	Building 589 Area 1-15	Wall C	White	Concrete	0.00	Negative	
195	Building 589 Area 1-15	Wall D	White	Concrete	0.02	Negative	
196	Building 589 Area 1-15	Wall A	White	Drywall	0.00	Negative	
197	Building 589 Area 1-15	Wall B	White	Drywall	0.00	Negative	
198	Building 589 Area 1-15	Wall A	Cream	Drywall	0.00	Negative	
199	Building 589 Area 1-15	Wall B	Cream	Drywall	0.00	Negative	
200	Building 589 Area 1-16	Door	Cream	Metal	0.00	Negative	
201	Building 589 Area 1-16	Door Frame	Cream	Concrete	0.00	Negative	
202	Building 589 Area 1-16	Wall A	Cream	Concrete	0.02	Negative	
203	Building 589 Area 1-16	Wall B	Cream	Concrete	0.00	Negative	
204	Building 589 Area 1-16	Wall C	Cream	Concrete	0.00	Negative	
205	Building 589 Area 1-16	Wall D	Cream	Concrete	0.00	Negative	
206	Building 589 Area 1-16	Wall A	White	Concrete	0.00	Negative	
207	Building 589 Area 1-16	Wall B	White	Concrete	0.00	Negative	
208	Building 589 Area 1-16	Wall C	White	Concrete	0.00	Negative	
209	Building 589 Area 1-16	Wall D	White	Concrete	0.00	Negative	
210	Building 589 Area 1-16	Partition	White	Concrete	0.00	Negative	
211	Building 589 Area 1-16	Partition	Cream	Concrete	0.00	Negative	
212	Building 589 Area 1-16	Partition	Cream	Wood	1.50	Positive	
213	Building 589 Area 1-16	Partition Crystal	Glass	Glass	1.30	Positive	
214	Building 589 Area 1-17	Wall A	Cream	Concrete	0.00	Negative	
215	Building 589 Area 1-17	Wall B	Cream	Concrete	0.00	Negative	
216	Building 589 Area 1-17	Wall C	Cream	Concrete	0.00	Negative	
217	Building 589 Area 1-17	Wall D	Cream	Concrete	0.00	Negative	
218	Building 589 Area 1-17	Wall A	White	Concrete	0.00	Negative	
219	Building 589 Area 1-17	Wall B	White	Concrete	0.02	Negative	
220	Building 589 Area 1-17	Wall C	White	Concrete	0.00	Negative	
221	Building 589 Area 1-17	Wall D	White	Concrete	0.01	Negative	
222	Building 589 Area 1-17	Door	Cream	Metal	0.00	Negative	
223	Building 589 Area 1-17	Door Frame	Cream	Metal	0.00	Negative	
224	Building 589 Area 1-18	Wall A	Cream	Concrete	0.00	Negative	
225	Building 589 Area 1-18	Wall C	Cream	Concrete	0.00	Negative	
226	Building 589 Area 1-18	Wall B	Cream	Concrete	0.00	Negative	
227	Building 589 Area 1-18	Wall A	White	Concrete	0.03	Negative	
228	Building 589 Area 1-18	Wall C	White	Concrete	0.00	Negative	
229	Building 589 Area 1-18	Wall B	White	Concrete	0.00	Negative	
230	Building 589 Area 1-19	Wall A	Cream	Concrete	0.00	Negative	
231	Building 589 Area 1-19	Wall B	Cream	Concrete	0.00	Negative	
232	Building 589 Area 1-19	Wall C	Cream	Concrete	0.00	Negative	
233	Building 589 Area 1-19	Wall D	Cream	Concrete	0.00	Negative	
234	Building 589 Area 1-19	Wall A	White	Concrete	0.00	Negative	
235	Building 589 Area 1-19	Wall B	White	Concrete	0.00	Negative	
236	Building 589 Area 1-19	Wall C	White	Concrete	0.00	Negative	
237	Building 589 Area 1-19	Wall D	White	Concrete	0.00	Negative	
238	Building 589 Area 1-19	Door	Cream	Metal	0.00	Negative	
239	Building 589 Area 1-19	Door Frame	Cream	Metal	0.00	Negative	
240	Building 589 Area 1-20	Floor Tile	Cream	Ceramic	0.00	Negative	

PROJECT:	Various Buildings at Camp Santiago, Salinas PR			CLIENT: PRNG			
DATE:	6/30/2025			LBP Inspector: Karla Sotomayor			
Sample ID.	Functional Space	Location	Color	Subst.	XRF Reading mg/cm2	Pos/Neg	Comments
241	Building 589 Area 1-20	Lavatory	White	Ceramic	0.00	Negative	
242	Building 589 Area 1-20	Toilet	White	Ceramic	0.00	Negative	
243	Building 589 Area 1-20	Wall Tile	White	Ceramic	0.00	Negative	
244	Building 589 Area 1-20	Ceiling	White	Drywall	0.00	Negative	
245	Building 589 Area 1-20	Wall A	Cream	Concrete	0.00	Negative	
246	Building 589 Area 1-20	Wall B	Cream	Concrete	0.00	Negative	
247	Building 589 Area 1-20	Wall C	Cream	Concrete	0.00	Negative	
248	Building 589 Area 1-20	Wall D	Cream	Concrete	0.00	Negative	
249	Building 589 Area 1-20	Door	Cream	Metal	0.03	Negative	
250	Building 589 Area 1-20	Door Frame	Cream	Metal	0.00	Negative	
251	Building 589 Area 1-20	Window Shutter	White	Metal	0.00	Negative	
252	Building 589 Area 1-21	Urinal	White	Ceramic	0.00	Negative	
253	Building 589 Area 1-21	Floor Tile	Cream	Ceramic	0.00	Negative	
254	Building 589 Area 1-21	Lavatory	White	Ceramic	0.02	Negative	
255	Building 589 Area 1-21	Toilet	White	Ceramic	0.00	Negative	
256	Building 589 Area 1-21	Wall Tile	White	Ceramic	0.00	Negative	
257	Building 589 Area 1-21	Ceiling	White	Drywall	0.00	Negative	
258	Building 589 Area 1-21	Wall A	Cream	Concrete	0.00	Negative	
259	Building 589 Area 1-21	Wall B	Cream	Concrete	0.00	Negative	
260	Building 589 Area 1-21	Wall C	Cream	Concrete	0.00	Negative	
261	Building 589 Area 1-21	Wall D	Cream	Concrete	0.01	Negative	
262	Building 589 Area 1-21	Door	Cream	Metal	0.00	Negative	
263	Building 589 Area 1-21	Door Frame	Cream	Metal	0.00	Negative	
264	Building 589 Area 1-21	Window Shutter	White	Metal	0.00	Negative	
265	Building 589 Area 1-22	Door	Cream	Metal	0.00	Negative	
266	Building 589 Area 1-22	Door Frame	Cream	Metal	0.00	Negative	
267	Building 589 Area 1-22	Wall A	Cream	Concrete	0.00	Negative	
268	Building 589 Area 1-22	Wall B	Cream	Concrete	0.00	Negative	
269	Building 589 Area 1-22	Wall C	Cream	Concrete	0.03	Negative	
270	Building 589 Area 1-22	Wall D	Cream	Concrete	0.00	Negative	
271	Building 589 Area 1-22	Wall A	White	Concrete	0.00	Negative	
272	Building 589 Area 1-22	Wall B	White	Concrete	0.00	Negative	
273	Building 589 Area 1-22	Wall C	White	Concrete	0.00	Negative	
274	Building 589 Area 1-22	Wall D	White	Concrete	0.02	Negative	
275	Building 589 Area 1-23	Wall A	White	Concrete	0.00	Negative	
276	Building 589 Area 1-23	Wall B	White	Concrete	0.00	Negative	
277	Building 589 Area 1-23	Wall C	White	Concrete	0.00	Negative	
278	Building 589 Area 1-23	Wall D	White	Concrete	0.00	Negative	
279	Building 589 Area 1-23	Wall A	Cream	Concrete	0.00	Negative	
280	Building 589 Area 1-23	Wall B	Cream	Concrete	0.00	Negative	
281	Building 589 Area 1-23	Wall C	Cream	Concrete	0.00	Negative	
282	Building 589 Area 1-23	Wall D	Cream	Concrete	0.00	Negative	
283	Building 589 Area 1-23	Door	Cream	Metal	0.00	Negative	
284	Building 589 Area 1-23	Door Frame	Cream	Metal	0.02	Negative	
285	Building 589 Area 1-24	Wall A	White	Concrete	0.00	Negative	
286	Building 589 Area 1-24	Wall B	White	Concrete	0.00	Negative	
287	Building 589 Area 1-24	Wall C	White	Concrete	0.00	Negative	
288	Building 589 Area 1-24	Wall D	White	Concrete	0.00	Negative	
289	Building 589 Area 1-24	Wall A	White	Concrete	0.02	Negative	
290	Building 589 Area 1-24	Wall B	White	Concrete	0.00	Negative	
291	Building 589 Area 1-24	Wall C	White	Concrete	0.00	Negative	
292	Building 589 Area 1-24	Wall D	White	Concrete	0.00	Negative	
293	Building 589 Area 1-24	Door	Cream	Metal	0.00	Negative	
294	Building 589 Area 1-24	Door Frame	Cream	Metal	0.02	Negative	
295	Building 589 Area 1-25	Wall A	Cream	Concrete	0.00	Negative	
296	Building 589 Area 1-25	Wall B	Cream	Concrete	0.00	Negative	
297	Building 589 Area 1-25	Wall C	Cream	Concrete	0.00	Negative	
298	Building 589 Area 1-25	Wall D	Cream	Concrete	0.00	Negative	
299	Building 589 Area 1-25	Wall A	White	Concrete	0.00	Negative	
300	Building 589 Area 1-25	Wall B	White	Concrete	0.00	Negative	

PROJECT:	Various Buildings at Camp Santiago, Salinas PR			CLIENT: PRNG			
DATE:	6/30/2025			LBP Inspector: Karla Sotomayor			
Sample ID.	Functional Space	Location	Color	Subst.	XRF Reading mg/cm2	Pos/Neg	Comments
301	Building 589 Area 1-25	Wall C	White	Concrete	0.00	Negative	
302	Building 589 Area 1-25	Wall D	White	Concrete	0.00	Negative	
303	Building 589 Area 1-25	Door	Cream	Metal	0.00	Negative	
304	Building 589 Area 1-25	Door Frame	Cream	Metal	0.00	Negative	
305	Building 589 Area 1-25	Window Casing	White	Metal	0.00	Negative	
306	Building 589 Area 1-25	Lavatory	White	Ceramic	0.00	Negative	
307	Calibration				1.00		
308	Calibration				1.00		
309	Calibration				1.00		
310	Building 589 Area 1-26	Wall A	Cream	Concrete	0.00	Negative	
311	Building 589 Area 1-26	Wall B	Cream	Concrete	0.00	Negative	
312	Building 589 Area 1-26	Wall C	Cream	Concrete	0.00	Negative	
313	Building 589 Area 1-26	Wall D	Cream	Concrete	0.00	Negative	
314	Building 589 Area 1-26	Wall A	White	Concrete	0.00	Negative	
315	Building 589 Area 1-26	Wall B	White	Concrete	0.00	Negative	
316	Building 589 Area 1-26	Wall C	White	Concrete	0.02	Negative	
317	Building 589 Area 1-26	Wall D	White	Concrete	0.00	Negative	
318	Building 589 Area 1-26	Door	Brown	Metal	0.00	Negative	
319	Building 589 Area 1-26	Door Frame	Brown	Metal	0.00	Negative	
320	Building 589 Area 1-27	Wall A	Cream	Concrete	0.00	Negative	
321	Building 589 Area 1-27	Wall B	Cream	Concrete	0.00	Negative	
322	Building 589 Area 1-27	Wall C	Cream	Concrete	0.00	Negative	
323	Building 589 Area 1-27	Wall D	Cream	Concrete	0.00	Negative	
324	Building 589 Area 1-27	Wall A	White	Concrete	0.00	Negative	
325	Building 589 Area 1-27	Wall B	White	Concrete	0.00	Negative	
326	Building 589 Area 1-27	Wall C	White	Concrete	0.00	Negative	
327	Building 589 Area 1-27	Wall D	White	Concrete	0.00	Negative	
328	Building 589 Area 1-27	Window Casing	White	Metal	0.03	Negative	
329	Building 589 Area 1-27	Partition	Blue	Metal	0.00	Negative	
330	Building 589 Area 1-27	Column	Cream	Concrete	0.00	Negative	
331	Building 589 Area 1-27	Column	White	Concrete	0.00	Negative	
332	Building 589 Area 1-28	Wall D	Cream	Drywall	0.01	Negative	
333	Building 589 Area 1-28	Wall D	White	Drywall	0.00	Negative	
334	Building 589 Area 1-28	Wall A	Cream	Concrete	0.00	Negative	
335	Building 589 Area 1-28	Wall C	Cream	Concrete	0.00	Negative	
336	Building 589 Area 1-28	Wall B	Cream	Concrete	0.00	Negative	
337	Building 589 Area 1-28	Wall A	White	Concrete	0.01	Negative	
338	Building 589 Area 1-28	Wall C	White	Concrete	0.00	Negative	
339	Building 589 Area 1-28	Wall B	White	Concrete	0.00	Negative	
340	Building 589 Area 1-28	Door	Cream	Metal	0.00	Negative	
341	Building 589 Area 1-28	Door Frame	Cream	Metal	0.01	Negative	
342	Building 589 Area 1-28	Window Casing	White	Metal	0.00	Negative	
343	Building 589 Area 1-29	Wall Tile	White	Ceramic	0.00	Negative	
344	Building 589 Area 1-29	Floor Tile	Cream	Ceramic	0.00	Negative	
345	Building 589 Area 1-29	Shower Floor Tile	Cream	Ceramic	0.00	Negative	
346	Building 589 Area 1-29	Ceiling	White	Drywall	0.02	Negative	
347	Building 589 Area 1-29	Toilet	White	Ceramic	0.00	Negative	
348	Building 589 Area 1-29	Lavatory	White	Ceramic	0.00	Negative	
349	Building 589 Area 1-29	Door	Cream	Metal	0.01	Negative	
350	Building 589 Area 1-29	Door Frame	Cream	Metal	0.00	Negative	
351	Building 589 Area 1-29	Window Shutter	White	Metal	0.00	Negative	
352	Building 589 Area 1-29	Partition	Cream	Concrete	0.00	Negative	
353	Building 589 Area 1-30	Door	Cream	Metal	0.03	Negative	
354	Building 589 Area 1-30	Door Frame	Cream	Concrete	0.00	Negative	
355	Building 589 Area 1-30	Partition	Cream	Ceramic	0.00	Negative	
356	Building 589 Area 1-30	Toilet	White	Ceramic	0.00	Negative	
357	Building 589 Area 1-30	Lavatory	White	Ceramic	0.03	Negative	
358	Building 589 Area 1-30	Floor Tile	Cream	Ceramic	0.00	Negative	
359	Building 589 Area 1-30	Wall Tile	White	Ceramic	0.00	Negative	
360	Building 589 Area 1-30	Shower Floor Tile	Cream	Ceramic	0.00	Negative	

PROJECT:	Various Buildings at Camp Santiago, Salinas PR			CLIENT: PRNG			
DATE:	6/30/2025			LBP Inspector: Karla Sotomayor			
Sample ID.	Functional Space	Location	Color	Subst.	XRF Reading mg/cm2	Pos/Neg	Comments
361	Building 589 Area 1-30	Wall A	Cream	Concrete	0.00	Negative	
362	Building 589 Area 1-30	Wall B	Cream	Concrete	0.00	Negative	
363	Building 589 Area 1-30	Wall C	Cream	Concrete	0.00	Negative	
364	Building 589 Area 1-30	Wall D	Cream	Concrete	0.00	Negative	
365	Building 589 Area 1-30	Ceiling	White	Drywall	0.00	Negative	
366	Building 589 Area 1-31	Door	Cream	Metal	0.00	Negative	
367	Building 589 Area 1-31	Door Frame	Cream	Metal	0.00	Negative	
368	Building 589 Area 1-31	Partition	Cream	Concrete	0.00	Negative	
369	Building 589 Area 1-31	Toilet	White	Ceramic	0.00	Negative	
370	Building 589 Area 1-31	Lavatory	White	Ceramic	0.03	Negative	
371	Building 589 Area 1-31	Floor Tile	Cream	Ceramic	0.00	Negative	
372	Building 589 Area 1-31	Wall Tile	White	Ceramic	0.00	Negative	
373	Building 589 Area 1-31	Shower Floor Tile	Cream	Ceramic	0.00	Negative	
374	Building 589 Area 1-31	Wall A	Cream	Concrete	0.00	Negative	
375	Building 589 Area 1-31	Wall B	Cream	Concrete	0.00	Negative	
376	Building 589 Area 1-31	Wall C	Cream	Concrete	0.03	Negative	
377	Building 589 Area 1-31	Wall D	Cream	Concrete	0.00	Negative	
378	Building 589 Area 1-31	Ceiling	White	Drywall	0.00	Negative	
379	Building 589 Area 1-32	Wall A	White	Concrete	0.00	Negative	
380	Building 589 Area 1-32	Wall B	White	Concrete	0.00	Negative	
381	Building 589 Area 1-32	Wall C	White	Concrete	0.00	Negative	
382	Building 589 Area 1-32	Wall D	White	Concrete	0.02	Negative	
383	Building 589 Area 1-32	Wall A	Cream	Concrete	0.00	Negative	
384	Building 589 Area 1-32	Wall B	Cream	Concrete	0.00	Negative	
385	Building 589 Area 1-32	Wall C	Cream	Concrete	0.00	Negative	
386	Building 589 Area 1-32	Wall D	Cream	Concrete	0.00	Negative	
387	Building 589 Area 1-32	Door	Green	Metal	0.00	Negative	
388	Building 589 Area 1-32	Door Frame	Green	Metal	0.00	Negative	
389	Building 589 Area 1-32	Door	Cream	Metal	0.00	Negative	
390	Building 589 Area 1-32	Door Frame	Cream	Metal	0.00	Negative	
391	Building 589 Area 1-32	Window Casing	White	Metal	0.00	Negative	
392	Building 589 Area 1-33	Wall A	White	Concrete	0.00	Negative	
393	Building 589 Area 1-33	Wall B	White	Concrete	0.00	Negative	
394	Building 589 Area 1-33	Wall C	White	Concrete	0.02	Negative	
395	Building 589 Area 1-33	Wall D	White	Concrete	0.00	Negative	
396	Building 589 Area 1-33	Wall A	Cream	Concrete	0.00	Negative	
397	Building 589 Area 1-33	Wall B	Cream	Concrete	0.00	Negative	
398	Building 589 Area 1-33	Wall C	Cream	Concrete	0.00	Negative	
399	Building 589 Area 1-33	Wall D	Cream	Concrete	0.01	Negative	
400	Building 589 Area 1-33	Partition	Gray	Metal	0.00	Negative	
401	Building 589 Area 1-33	Door	Gray	Wood	0.00	Negative	
402	Building 589 Area 1-33	Door	Cream	Metal	0.00	Negative	
403	Building 589 Area 1-33	Door Frame	Cream	Metal	0.00	Negative	
404	Building 589 Exterior Area, Side A	Wall	Cream	Concrete	0.00	Negative	
405	Building 589 Exterior Area, Side A	Wall	Cream	Concrete	0.00	Negative	
406	Building 589 Exterior Area, Side A	Wall	Cream	Concrete	0.00	Negative	
407	Building 589 Exterior Area, Side A	Fascia	Cream	Wood	0.00	Negative	
408	Building 589 Exterior Area, Side A	Soffit	Cream	Wood	0.03	Negative	
409	Building 589 Exterior Area, Side A	Step	Cream	Concrete	0.00	Negative	
410	Building 589 Exterior Area, Side A	Riser	Cream	Concrete	0.00	Negative	
411	Building 589 Exterior Area, Side A	Railing	Brown	Metal	0.00	Negative	
412	Building 589 Exterior Area, Side B	Wall	Cream	Concrete	0.00	Negative	
413	Building 589 Exterior Area, Side B	Wall	Cream	Concrete	0.00	Negative	
414	Building 589 Exterior Area, Side B	Wall	Cream	Concrete	0.02	Negative	
415	Building 589 Exterior Area, Side B	Fascia	Cream	Wood	0.00	Negative	
416	Building 589 Exterior Area, Side B	Soffit	Cream	Wood	0.00	Negative	
417	Building 589 Exterior Area, Side B	Pipe	Cream	Plastic	0.00	Negative	
418	Building 589 Exterior Area, Side B	Gate	Yellow	Metal	0.00	Negative	
419	Building 589 Exterior Area, Side B	Railing	Brown	Metal	0.00	Negative	
420	Building 589 Area 1-34	Wall A	Yellow	Concrete	0.01	Negative	

PROJECT:	Various Buildings at Camp Santiago, Salinas PR			CLIENT: PRNG			
DATE:	6/30/2025			LBP Inspector: Karla Sotomayor			
Sample ID.	Functional Space	Location	Color	Subst.	XRF Reading mg/cm2	Pos/Neg	Comments
421	Building 589 Area 1-34	Wall B	Yellow	Concrete	0.00	Negative	
422	Building 589 Area 1-34	Wall C	Yellow	Concrete	0.00	Negative	
423	Building 589 Area 1-34	Wall D	Yellow	Concrete	0.00	Negative	
424	Building 589 Area 1-34	Door	Green	Metal	0.00	Negative	
425	Building 589 Area 1-34	Door Frame	Green	Metal	0.00	Negative	
426	Building 589 Area 1-34	Electrical Panel	Gray	Metal	0.00	Negative	
427	Building 589 Area 1-35	Wall A	Yellow	Concrete	0.00	Negative	
428	Building 589 Area 1-35	Wall B	Yellow	Concrete	0.00	Negative	
429	Building 589 Area 1-35	Wall C	Yellow	Concrete	0.02	Negative	
430	Building 589 Area 1-35	Wall D	Yellow	Concrete	0.00	Negative	
431	Building 589 Area 1-35	Door	Green	Metal	0.00	Negative	
432	Building 589 Area 1-35	Door Frame	Green	Metal	0.00	Negative	
433	Building 589 Exterior Area, Side C	Wall	Cream	Concrete	0.00	Negative	
434	Building 589 Exterior Area, Side C	Wall	Cream	Concrete	0.00	Negative	
435	Building 589 Exterior Area, Side C	Wall	Cream	Concrete	0.00	Negative	
436	Building 589 Exterior Area, Side C	Fascia	Cream	Wood	0.00	Negative	
437	Building 589 Exterior Area, Side C	Soffit	Cream	Wood	0.00	Negative	
438	Building 589 Exterior Area, Side D	Wall	Cream	Concrete	0.00	Negative	
439	Building 589 Exterior Area, Side D	Wall	Cream	Concrete	0.04	Negative	
440	Building 589 Exterior Area, Side D	Wall	Cream	Concrete	0.00	Negative	
441	Building 589 Exterior Area, Side D	Fascia	Cream	Wood	0.00	Negative	
442	Building 589 Exterior Area, Side D	Soffit	Cream	Wood	0.00	Negative	
443	Building 589 Exterior Area, Side D	Railing	Black	Metal	0.00	Negative	
444	Building 589 Exterior Area, Side D	Column	Cream	Concrete	0.00	Negative	
445	Building 589 Exterior Area, Side D	Step	Cream	Concrete	0.00	Negative	
446	Building 589 Exterior Area, Side D	Riser	Cream	Concrete	0.00	Negative	
447	Building 589 Exterior Area, Side D	Curb	Cream	Concrete	0.00	Negative	
448	Calibration				1.00		
449	Calibration				1.00		
450	Calibration				1.00		

APPENDIX C

XRF Performance Characteristic Sheet

Performance Characteristic Sheet

EFFECTIVE DATE: **September 24, 2004** **EDITION NO.: 1**

MANUFACTURER AND MODEL:

Make: *Niton LLC*
Tested Model: *XLp 300*
Source: ^{109}Cd
Note: This PCS is also applicable to the equivalent model variations indicated below, for the Lead-in-Paint K+L variable reading time mode, in the XLi and XLp series:

XLi 300A, XLi 301A, XLi 302A and XLi 303A.
XLp 300A, XLp 301A, XLp 302A and XLp 303A.
XLi 700A, XLi 701A, XLi 702A and XLi 703A.
XLp 700A, XLp 701A, XLp 702A, and XLp 703A.

Note: The XLi and XLp versions refer to the shape of the handle part of the instrument. The differences in the model numbers reflect other modes available, in addition to Lead-in-Paint modes. The manufacturer states that specifications for these instruments are identical for the source, detector, and detector electronics relative to the Lead-in-Paint mode.

FIELD OPERATION GUIDANCE

OPERATING PARAMETERS:

Lead-in-Paint K+L variable reading time mode.

XRF CALIBRATION CHECK LIMITS:

0.8 to 1.2 mg/cm^2 (inclusive)

The calibration of the XRF instrument should be checked using the paint film nearest 1.0 mg/cm^2 in the NIST Standard Reference Material (SRM) used (e.g., for NIST SRM 2579, use the 1.02 mg/cm^2 film).

If readings are outside the acceptable calibration check range, follow the manufacturer's instructions to bring the instruments into control before XRF testing proceeds.

SUBSTRATE CORRECTION:

For XRF results using Lead-in-Paint K+L variable reading time mode, substrate correction is <u>not</u> needed for:

Brick, Concrete, Drywall, Metal, Plaster, and Wood

INCONCLUSIVE RANGE OR THRESHOLD:

K+L MODE READING DESCRIPTION	SUBSTRATE	THRESHOLD (mg/cm^2)
Results not corrected for substrate bias on any substrate	Brick	1.0
	Concrete	1.0
	Drywall	1.0
	Metal	1.0
	Plaster	1.0
	Wood	1.0

BACKGROUND INFORMATION

EVALUATION DATA SOURCE AND DATE:

This sheet is supplemental information to be used in conjunction with Chapter 7 of the HUD *Guidelines for the Evaluation and Control of Lead-Based Paint Hazards in Housing* ("HUD Guidelines"). Performance parameters shown on this sheet are calculated from the EPA/HUD evaluation using archived building components. Testing was conducted in August 2004 on 133 testing combinations. The instruments that were used to perform the testing had new sources; one instrument's was installed in November 2003 with 40 mCi initial strength, and the other's was installed June 2004 with 40 mCi initial strength.

OPERATING PARAMETERS:

Performance parameters shown in this sheet are applicable only when properly operating the instrument using the manufacturer's instructions and procedures described in Chapter 7 of the HUD Guidelines.

SUBSTRATE CORRECTION VALUE COMPUTATION:

Substrate correction is not needed for brick, concrete, drywall, metal, plaster or wood when using Lead-in-Paint K+L variable reading time mode, the normal operating mode for these instruments. If substrate correction is desired, refer to Chapter 7 of the HUD Guidelines for guidance on correcting XRF results for substrate bias.

EVALUATING THE QUALITY OF XRF TESTING:

Randomly select ten testing combinations for retesting from each house or from two randomly selected units in multifamily housing. Use the K+L variable time mode readings.

Conduct XRF retesting at the ten testing combinations selected for retesting.

Determine if the XRF testing in the units or house passed or failed the test by applying the steps below.

Compute the Retest Tolerance Limit by the following steps:

Determine XRF results for the original and retest XRF readings. Do not correct the original or retest results for substrate bias. In single-family housing a result is defined as the average of three readings. In multifamily housing, a result is a single reading. Therefore, there will be ten original and ten retest XRF results for each house or for the two selected units.

Calculate the average of the original XRF result and retest XRF result for each testing combination.

Square the average for each testing combination.

Add the ten squared averages together. Call this quantity C.

Multiply the number C by 0.0072. Call this quantity D.

Add the number 0.032 to D. Call this quantity E.

Take the square root of E. Call this quantity F.

Multiply F by 1.645. The result is the Retest Tolerance Limit.

Compute the average of all ten original XRF results.

Compute the average of all ten re-test XRF results.

Find the absolute difference of the two averages.

If the difference is less than the Retest Tolerance Limit, the inspection has passed the retest. If the difference of the overall averages equals or exceeds the Retest Tolerance Limit, this procedure should be repeated with ten new testing combinations. If the difference of the overall averages is equal to or greater than the Retest Tolerance Limit a second time, then the inspection should be considered deficient.

Use of this procedure is estimated to produce a spurious result approximately 1% of the time. That is, results of this procedure will call for further examination when no examination is warranted in approximately 1 out of 100 dwelling units tested.

TESTING TIMES:

For the Lead-in-Paint K+L variable reading time mode, the instrument continues to read until it is moved away from the testing surface, terminated by the user, or the instrument software indicates the reading is complete. The following table provides testing time information for this testing mode. The times have been adjusted for source decay, normalized to the initial source strengths as noted above. Source strength and type of substrate will affect actual testing times. At the time of testing, the instruments had source strengths of 26.6 and 36.6 mCi.

Testing Times Using K+L Reading Mode (Seconds)						
	All Data			Median for laboratory-measured lead levels (mg/cm^2)		
Substrate	25th Percentile	Median	75th Percentile	Pb < 0.25	0.25 ≤ Pb<1.0	1.0 ≤ Pb
Wood Drywall	4	11	19	11	15	11
Metal	4	12	18	9	12	14
Brick Concrete Plaster	8	16	22	15	18	16

CLASSIFICATION RESULTS:

XRF results are classified as positive if they are greater than or equal to the threshold, and negative if they are less than the threshold.

DOCUMENTATION:

A document titled *Methodology for XRF Performance Characteristic Sheets* provides an explanation of the statistical methodology used to construct the data in the sheets, and provides empirical results from using the recommended inconclusive ranges or thresholds for specific XRF instruments. For a copy of this document call the National Lead Information Center Clearinghouse at 1-800-424-LEAD.

This XRF Performance Characteristic Sheet was developed by the Midwest Research Institute (MRI) and QuanTech, Inc., under a contract between MRI and the XRF manufacturer. HUD has determined that the information provided here is acceptable when used as guidance in conjunction with Chapter 7, Lead-Based Paint Inspection, of HUD's *Guidelines for the Evaluation and Control of Lead-Based Paint Hazards in Housing.*

Performance Characteristic Sheet

EFFECTIVE DATE: **February 1, 2022**

MANUFACTURER AND MODEL:

Make: ***SciAps***
Models: ***Model X-550***
X-Ray Source: ***Rhodium (Rh) or Gold (Au) Anode***

FIELD OPERATION GUIDANCE

ACTION LEVEL SETTING:

1.0 mg/cm^2

OPERATING PARAMETERS:

Timed mode: fixed 10-second reading.

Quick mode: variable-time reading (approximately 2-6 seconds).

XRF CALIBRATION CHECK LIMITS:

0.8 to 1.2 mg/cm^2 (inclusive) on NIST SRM 2579 (1.02 mg/cm^2)/NIST SRM 2573, or equivalent

SUBSTRATE CORRECTION:

Not applicable

INCONCLUSIVE RANGE OR THRESHOLD:

Au Anode (quick) READING DESCRIPTION	**SUBSTRATE**	**THRESHOLD (mg/cm^2)**
Results not corrected for substrate bias on any substrate	Brick Concrete Drywall Metal Plaster Wood	1.0 1.0 1.0 1.0 1.0 1.0
Rh Anode (Timed or Quick), Au Anode (Timed) READING DESCRIPTION	**SUBSTRATE**	**THRESHOLD (mg/cm^2)**
Results not corrected for substrate bias on any substrate	Brick Concrete Drywall Metal Plaster Wood	0.9 0.9 0.9 0.9 0.9 0.9

BACKGROUND INFORMATION

EVALUATION DATA SOURCE AND DATE:

This sheet is supplemental information to be used in conjunction with Chapter 7 of the HUD *Guidelines for the Evaluation and Control of Lead-Based Paint Hazards in Housing*, 2012 Edition ("HUD Guidelines"). Performance parameters shown on this sheet are calculated using test results on building components in the HUD archive. Testing was conducted on 146 test samples in February 2022, with two separate instruments of each Anode type, operated in both Timed and Quick modes.

OPERATING PARAMETERS

Performance parameters shown in this sheet are applicable only when properly operating the instrument using the manufacturer's instructions and procedures described in Chapter 7 of the HUD Guidelines.

XRF CALIBRATION CHECK:

The calibration of the XRF instrument should be checked using the paint film nearest 1.0 mg/cm² in the NIST Standard Reference Material (SRM) used (e.g., for NIST SRM 2579, use the 1.02 mg/cm² film; for NIST SRM 2579a, use film 2573 (1.04 mg/cm²).

If the average (rounded to 1 decimal place) of three readings is outside the acceptable calibration check range, follow the manufacturer's instructions to bring the instrument into control before XRF testing proceeds.

EVALUATING THE QUALITY OF XRF TESTING:

Randomly select ten testing combinations for retesting from each house or from two randomly selected units in multifamily housing.

Conduct XRF re-testing at the ten testing combinations selected for retesting.

Determine if the XRF testing in the units or house passed or failed the test by applying the steps below. Compute the Retest Tolerance Limit by the following steps:

Determine XRF results for the original and retest XRF readings. In single-family and multi-family housing, a result is defined as a single reading. Therefore, there will be ten original and ten retest XRF results for each house or for the two selected units.

Calculate the average of the original XRF result and the retest XRF result for each testing combination.

Square the average for each testing combination.

Add the ten squared averages together. Call this quantity C.

Multiply the number C by 0.0072. Call this quantity D.

Add the number 0.032 to D. Call this quantity E.

Take the square root of E. Call this quantity F.

Multiply F by 1.645. The result is the Retest Tolerance Limit.

Compute the average of all ten original XRF readings.

Compute the average of all ten re-test XRF readings.

Find the absolute difference of the two averages.

If the difference is less than the Retest Tolerance Limit, the inspection has passed the retest. If the difference of the overall averages equals or exceeds the Retest Tolerance Limit, this

procedure should be repeated with ten new testing combinations. If the difference of the overall averages is equal to or greater than the Retest Tolerance Limit a second time, then the inspection should be considered deficient.

Use of this procedure is estimated to produce a spurious result approximately 1% of the time. That is, results of this procedure will call for further examination when no examination is warranted in approximately 1 out of 100 dwelling units tested.

TESTING TIMES:

The reading time in Archive tests was 10 seconds in Timed mode and from 2-6 seconds in Quick mode, for both the Rh Anode and Au Anode.

CLASSIFICATION OF RESULTS:

XRF results for the Au Anode in Quick mode are classified as **positive** if they are **greater than or equal** to 1.0 mg/cm^2 and ***negative*** if they are ***less than*** *to* 1.0 mg/cm^2. XRF results for the Au Anode in Timed mode and for the Rh Anode in Timed or Quick mode are classified as **positive** if they are **greater than or equal** to 0.9 mg/cm^2 and ***negative*** if they are ***less than*** *to* 0.9 mg/cm^2

DOCUMENTATION:

A report titled *Methodology for XRF Performance Characteristic Sheets* (EPA 747-R-95-008) provides an explanation of the statistical methodology used to develop Performance Characteristic Sheets at the Federal standard (Action Level) of 1.0 mg/cm^2 and provides empirical results from using the recommended inconclusive ranges or thresholds for specific XRF instruments. The report may be downloaded at http://www2.epa.gov/lead/methodology-xrf-performance-characteristic-sheets-epa-747-r-95-008-september-1997.

APPENDIX D

Photographic Record

Photo No. 1198	Date: 06/25/2025	
Description: **Bldg. #33, Area 1-12** Lead-containing ceramic wall tiles.		

Photo No. 4739	Date: 06/30/2025	
Description: **Bldg. #589, Area 1-16** Lead-based painted wooden partition & lead-containing leaded glass.		

Photographic Documentation is for reference purposes and doesn't necessarily include all the surfaces with lead.

APPENDIX E

Location of Positive Materials

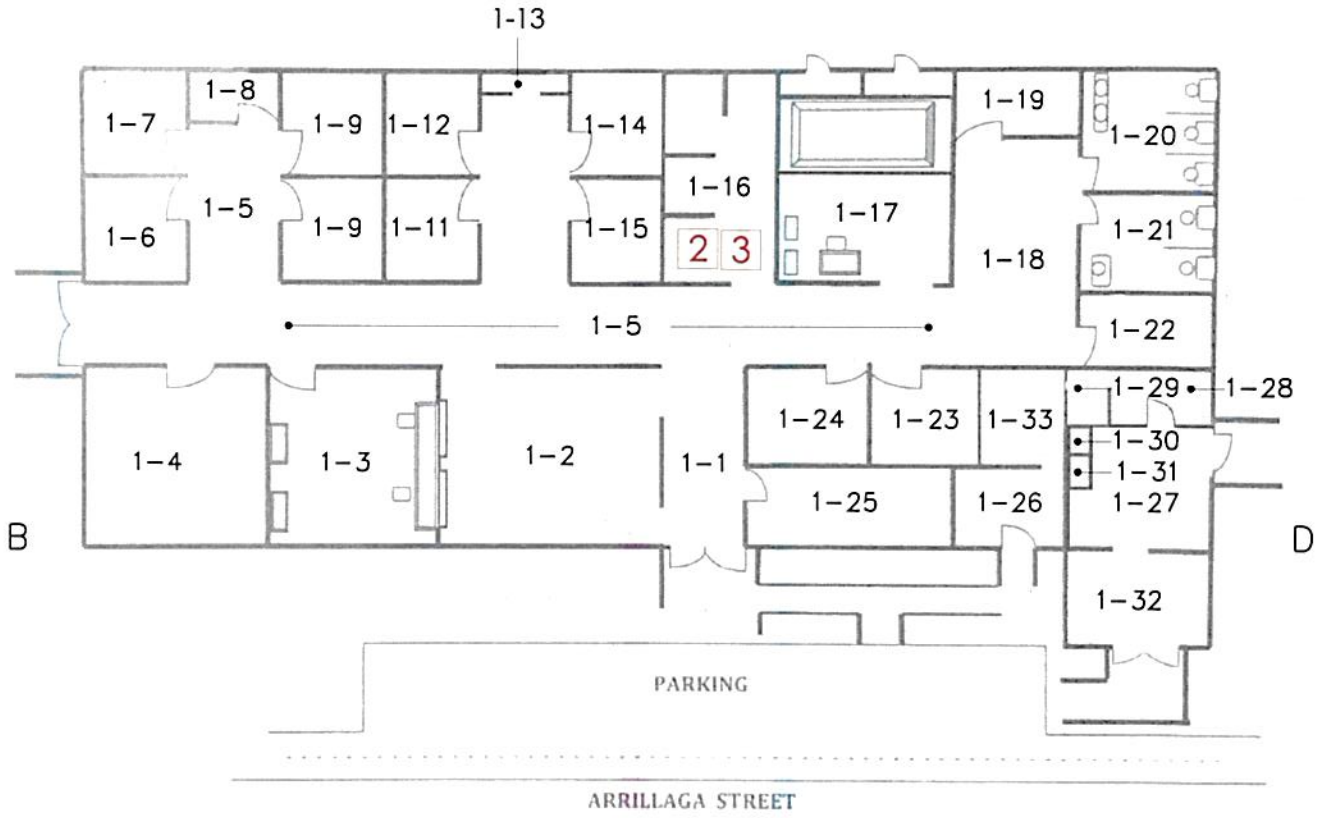

Lead Legend:

1 Wall Tiles
2 Partition
3 Partition Crystal

Note:
The layout of materials shown in this figure is for illustrative purposes only. For actual location and quantity of materials refer to the Lead Based Paint survey report.

Zimmetry Environmental
Environmental Building Inspectors
Indoor Environmental Quality / Mold Assessments, Asbestos, Lead Base Paint Consulting – Phone – Fax (787) 995-0005

Project: Building #589 at Camp Santiago, Salinas, Puerto rico

Date: July 2025 | Project No. ZEM-25195

Drawing:



Building #33

Note:
The layout of materials shown in this figure is for illustrative purposes only. For actual location and quantity of materials refer to the survey report.

Lead Legend:

1 Wall Tiles
2 Partition
3 Partition Crystal

Zimmetry Environmental
Environmental Building Inspectors
Indoor Environmental Quality / Mold Assessments, Asbestos, Lead Based Paint Consulting – Phone – Fax (787) 995-0005

Project: Various Buildings at Camp Santiago, Salinas PR
Date: July 2025 | Project No: ZEM-25195